

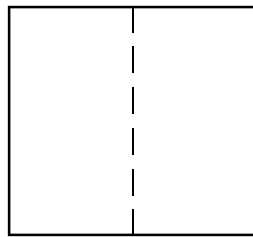
# Cut-out Dimensions

## KM400 Series Combiset Program

### Multiple Unit Installation

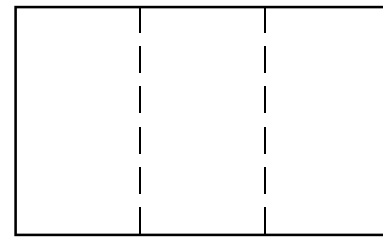


2 Combisets  
(1 - ZL400 connectors)



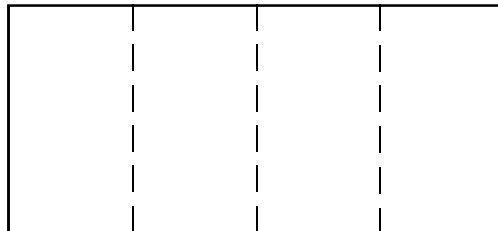
22 1/8"

3 Combisets  
(2 - ZL400 connectors)



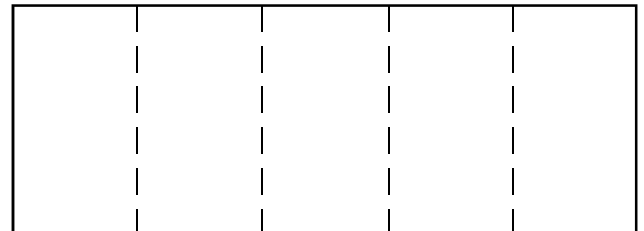
33 1/2"

4 Combisets  
(3 - ZL400 connectors)



44 13/16"

5 Combisets  
(4 - ZL400 connectors)



56 1/8"

***Depth is ALWAYS 19 11/16"***