

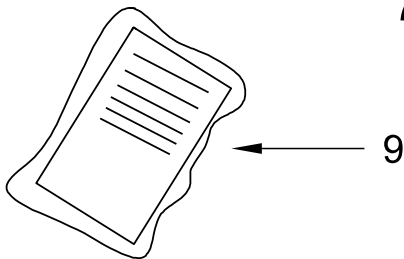
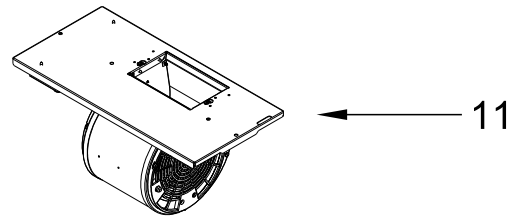
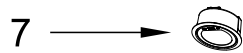
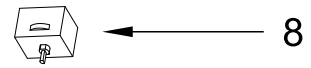
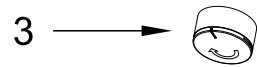
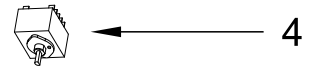
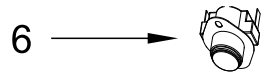
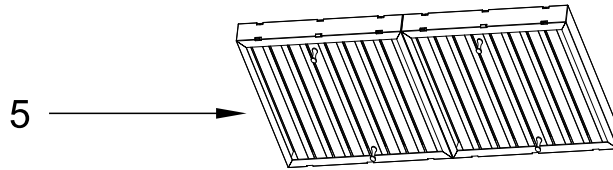
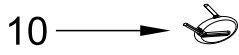
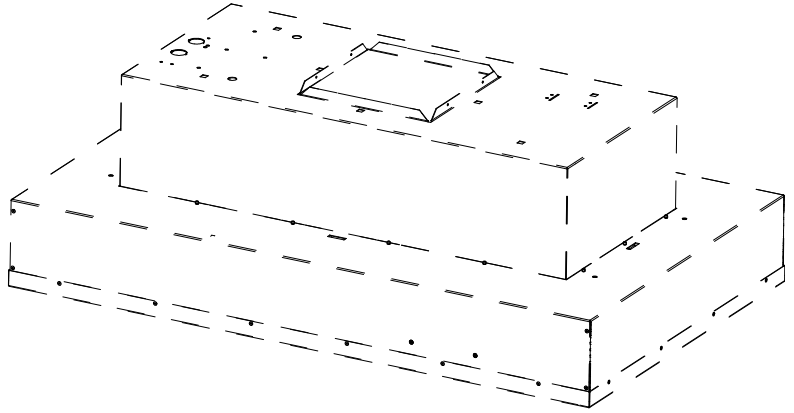
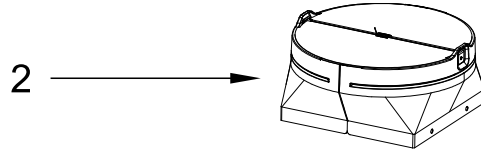
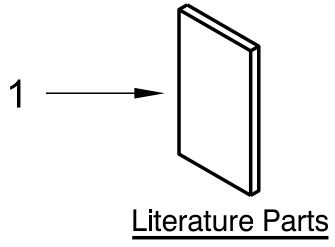


## **36" PROFESSIONAL HOOD**

### **MODELS:**

JXL6536HSS0 (Stainless)

# HOOD PARTS



# HOOD PARTS

| <u>Illus. No.</u> | <u>Part No.</u> | <u>Description</u>                | <u>Illus. No.</u> | <u>Part No.</u> | <u>Description</u> | <u>Illus. No.</u> | <u>Part No.</u> | <u>Description</u>   |
|-------------------|-----------------|-----------------------------------|-------------------|-----------------|--------------------|-------------------|-----------------|--|
| 1                 |                 | Literature Parts                  | 4                 | W10293967       | Switch, Fan        | 9                 | W11321345       | Hardware, Installation   |
|                   | W11280190       | Use and Care Guide                | 5                 |                 | Filter, Grease     | 10                | W10427011       | Filter, Noise  |
|                   | W10649288       | Instructions, Extension Panel Kit |                   | W10351892       | 36" Model Only     | 11                |                 | Not Included with Unit, Service Only Replacement Motor (See Accessories in Use and Care Guide) |
| 2                 | W11156393       | Assembly, Damper                  | 6                 | W10651064       | Switch, Thermo     |                   |                 |  |
| 3                 | W10294009       | Knob                              | 7                 | W10638164       | Assembly, Light    |                   |                 |  |
|                   |                 |                                   | 8                 | W10293968       | Switch, Light      |                   |                 |  |