

JSS28DF

GE® 30" Slide-In Electric Range

Receptacle Locations: Locally approved flexible service cord or conduit must be used because terminals are not accessible after range installation. See shaded area in drawing for location of electrical outlet box. Recommended outlet locations allow range to be installed directly against rear wall.

Note: This appliance has been approved for 0" spacing to adjacent surfaces above the cooktop. However, a 6" minimum spacing to surfaces less than 15" above the cooktop and adjacent cabinet is recommended to reduce exposure to steam, grease splatter and heat.

Installation Information: Before installing, consult installation instructions for current dimensional data and additional requirements

Optional Kits For Slide-In Electric Ranges

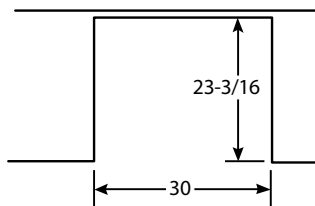
(Available At Additional Cost)

Accessory Backguards
(Attaches to the back of range as a backguard when unit is installed in 30" free-standing cutout)
JXS32SS (Stainless) - 4" High
JXS32BB (Black) - 4" High

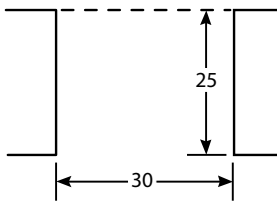
Optional Lower Trim Kits
(If counter height is greater than 36.5", a lower trim kit is recommended to extend the useful height to 38" maximum)
JXS56BB – Black

KW Rating	
240V	11.9
208V	8.9
Breaker Size	
240V	40 Amps†
208V	40 Amps†

If you are NOT using the Filler strip or Backguard:



If you are using the
Filler strip or Backquard:

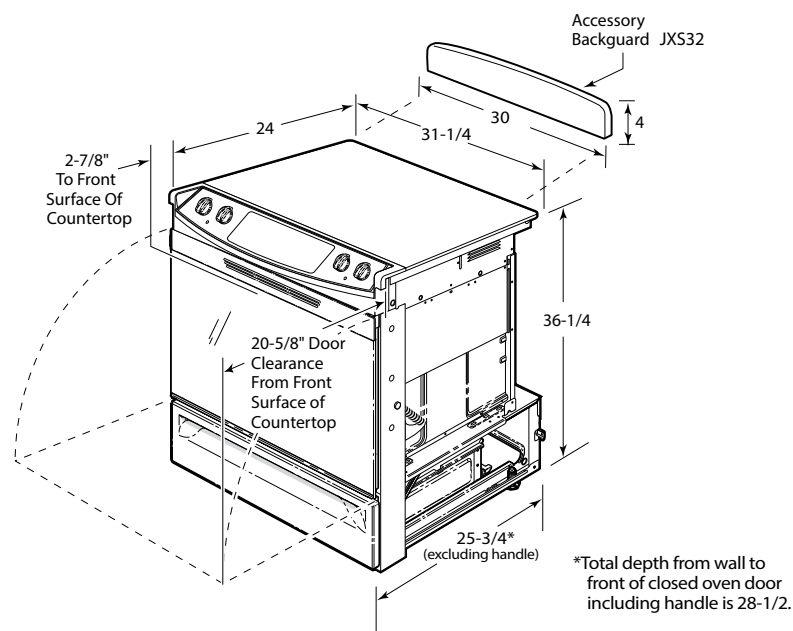
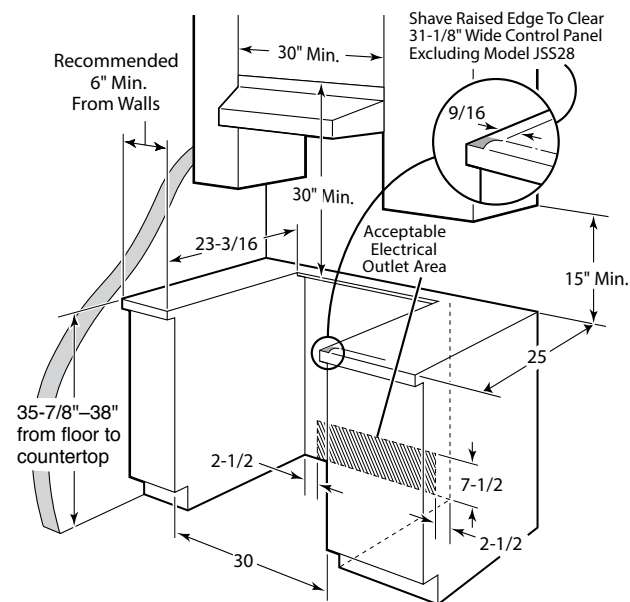


Body Sides

(Slide-in ranges are sold without sides installed. Can be installed on either left or right when unit has one exposed side [no cabinet adjacent]. Kit contains 1 body side)
JXS77BB (Black)

Rear Filler Strip

WB07T10680 - Black Filler Strip Assembly



†Note: Check local codes for required breaker size.



imagination at work

For answers to your Monogram® or GE® appliance questions, visit our website at geappliances.com or call GE Answer Center® service, 800.626.2000.



ADA qualified based
on Uniform Federal
Accessibility Standards



All GE ranges are equipped with an Anti-Tip device. The installation of this device is an important, required step in the installation of the range.

Listed by
Underwriters
Laboratories

Specification Created 6/13


320630

JSS28DF

GE® 30" Slide-In Electric Range

Features and Benefits

- Coil Heating Elements - Provide even heat and easy cleanup
- Electronic Oven Controls - Electronic touch pads are easy to operate
- Removable Full-Width Storage Drawer - Store cookware or kitchen accessories
- 4.4 cu. ft. Oven Capacity - Enough room to cook an entire meal at once
- Standard Clean Oven - Smooth surface and rounded corners make clean-up quick and easy
- Chrome Drip Bowls - Contain spills and remove for easy cleaning
- Model JSS28DFWW - White on white
- Model JSS28DFCC - Bisque on bisque



imagination at work