

# DYRTP366, DYRTP486



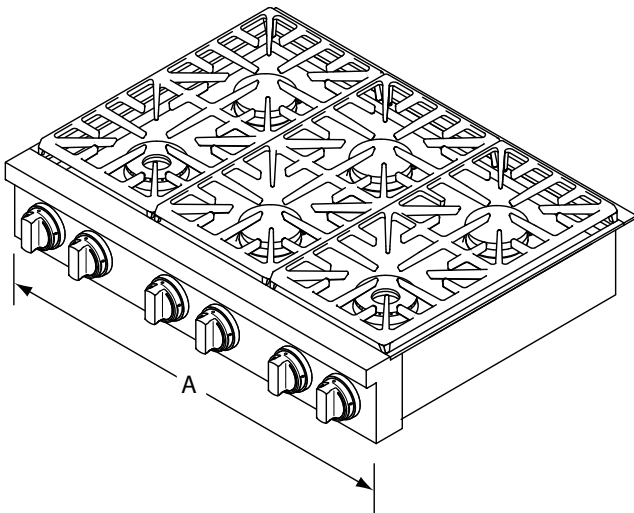
## Discovery® 36" and 48" Wide Slide-in Gas Rangetops

## PLANNING GUIDE

### WARNING

- Observe all governing codes and ordinances during planning and installation. Contact your local building department for further information.
- This appliance must be installed in accordance with the accompanying installation instructions.

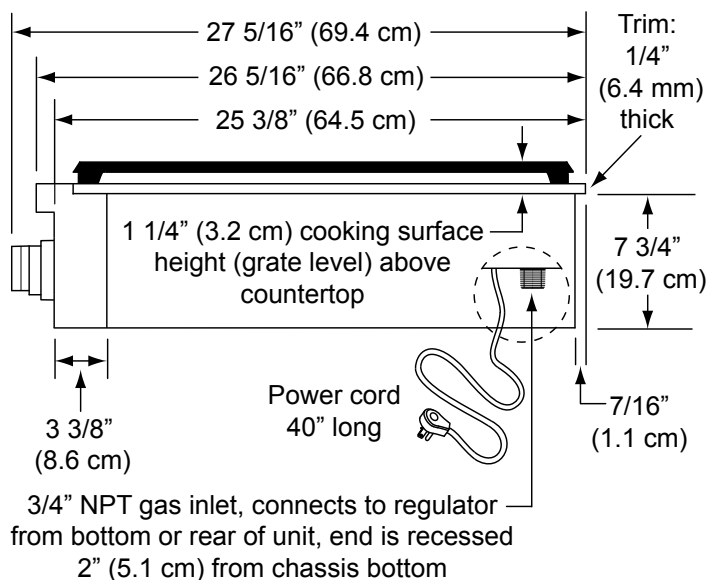
Product tolerances: ±1/16" (±1.6 mm) unless otherwise noted



PRODUCT DIMENSIONS - ISO VIEW

A - Width

DYRTP366	35 7/8" (91.1 cm)
DYRTP486	47 7/8" (121.6 cm)



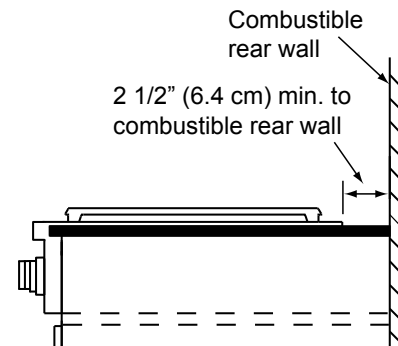
PRODUCT DIMENSIONS - SIDE VIEW

ELECTRIC CIRCUIT REQUIREMENTS	
Circuit Required	Total Connected Load
120 Vac 60Hz, 15 Amp. (3 wire)	0.25 Amp @ 120 Vac, 60 Hz

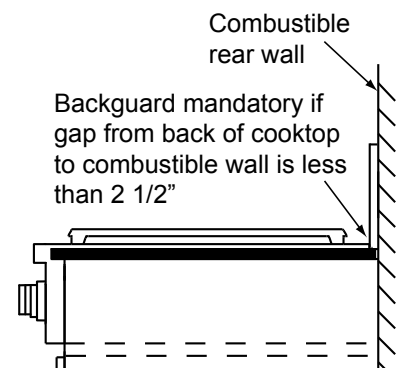
GAS SUPPLY PRESSURE REQUIREMENTS*		
Gas Type	Manifold Pressure	Minimum Gas Supply Pressure
Natural Gas	5" Water Column	6" Water Column
Propane (LP)	10" Water Column	11" Water Column

\* Maximum gas supply pressure for all models is 1/2 psi

**IMPORTANT:** Installation of a non-combustible material (up to the hood) or a backsplash is always recommended, and mandatory if the distance to the back wall from the rangetop is less than 2 1/2" (Figure 2). When installing a backguard, use only Dacor model numbers AEB3609 (DYRTP366) or AEB4809 (DYRTP486). Consult local codes and ordinances for acceptable non-combustible materials.



CABINET/COUNTERTOP SIDE VIEW WITHOUT BACKGUARD



CABINET/COUNTERTOP SIDE VIEW WITH BACKGUARD



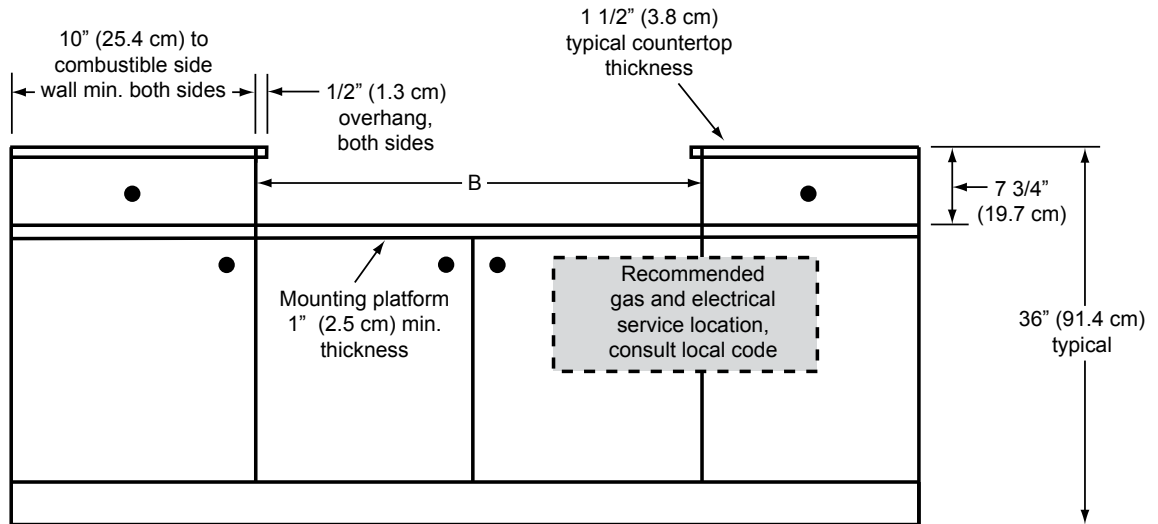
# DYRTP366, DYRTP486



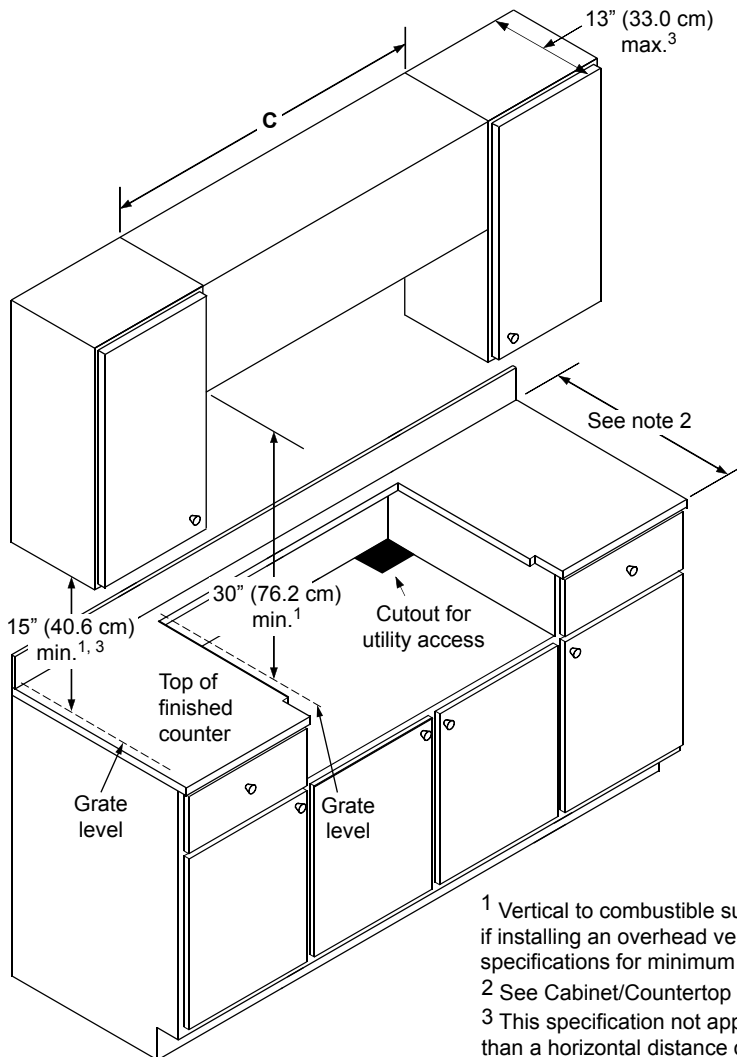
## Discovery 36" and 48" Wide Slide-in Gas Rangetops

## PLANNING GUIDE

Cabinet tolerances: +1/16" (+1.6 mm), -0 unless otherwise noted.



**CABINET/COUNTERTOP DIMENSIONS - FRONT VIEW**



Model No.	B	C
DYRTP366	36" (91.4 cm)	36" (91.4 cm)* 42" (106.7 cm)**
DYRTP486	48" (121.9 cm)	48" (121.9 cm)* 54" (137.2 cm)**
* Minimum ** Recommended		

**CABINET/COUNTERTOP DIMENSIONS - ISO VIEW**

- 1 Vertical to combustible surface from rangetop grate level; if installing an overhead vent hood, also check the hood specifications for minimum required clearances.
- 2 See Cabinet/Countertop Dimensions - Top View
- 3 This specification not applicable for cabinets more than a horizontal distance of 10" (25.4 cm) from the edge of the rangetop.

continued on following pages...

# DYRTP366, DYRTP486

Document # PG04-007

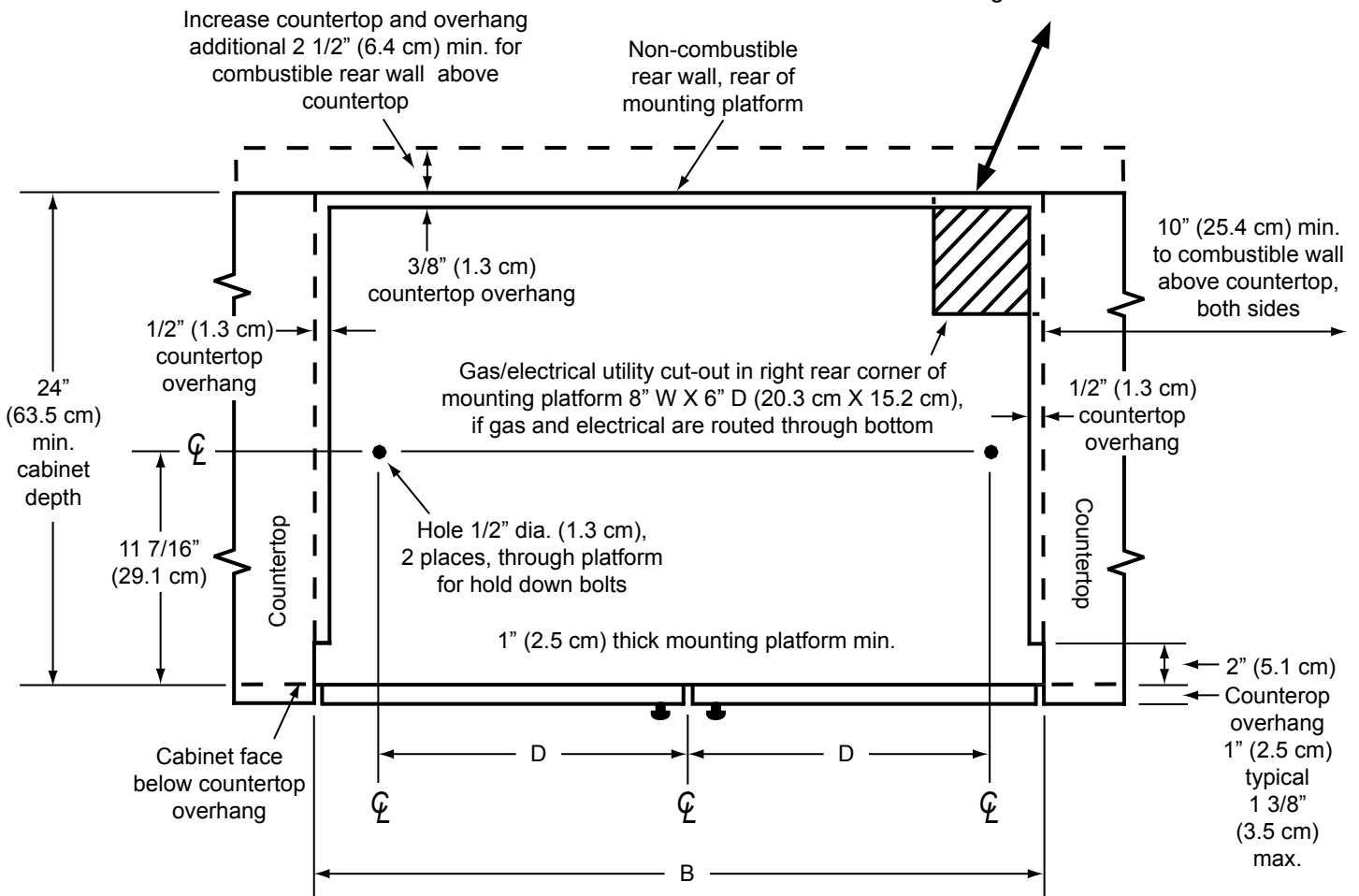
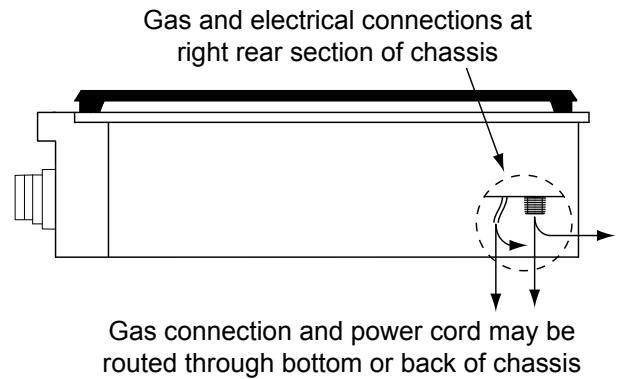
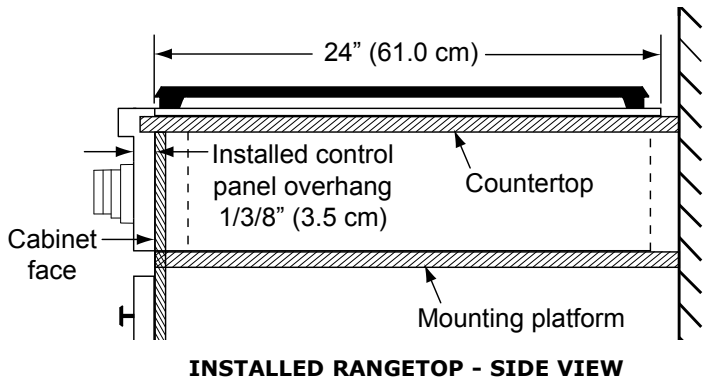
Revised 10/17/14 Page 3/4



## Discovery 36" and 48" Wide Slide-in Gas Rangetops

## PLANNING GUIDE

Cutout tolerances: +1/16" (+1.6 mm), -0 unless otherwise stated



**CABINET/COUNTERTOP CUTOUT DIMENSIONS WITHOUT DOWNDRAFT VENT - TOP VIEW**

Model No.	B - Cutout Width	D - Hole Offset
DYRTP366	36" (91.4 cm)	16 5/8" (42.2 cm)
DYRTP486	48" (121.9 cm)	20 13/16" (52.9 cm)

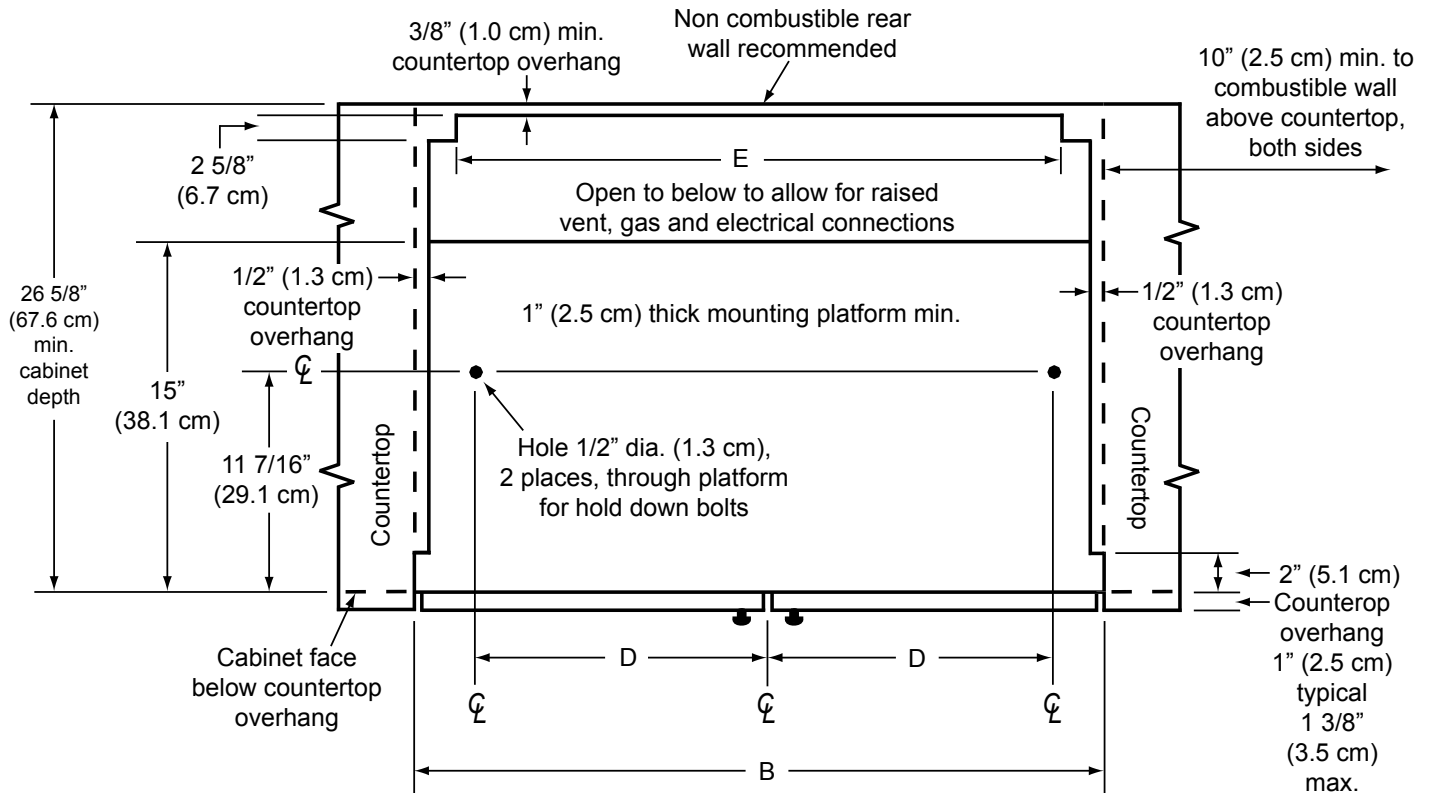
# DYRTP366, DYRTP486



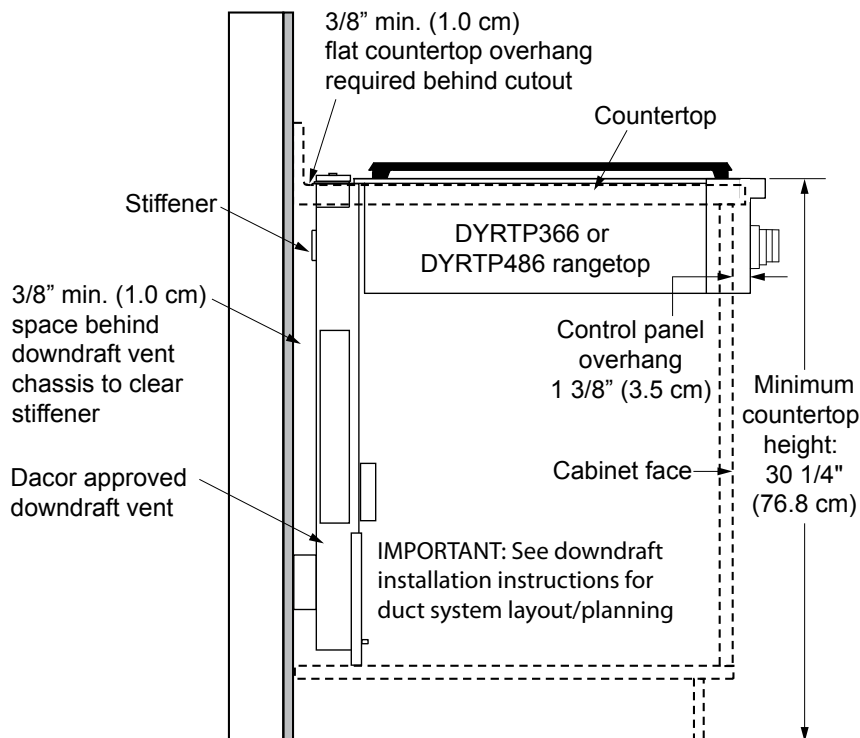
## Discovery 36" and 48" Wide Slide-in Gas Rangetops

## PLANNING GUIDE

Cutout tolerances: +1/16" (+1.6 mm), -0 unless otherwise stated



**CABINET/COUNTERTOP CUTOUT DIMENSIONS WITH DOWNDRAFT VENT - TOP VIEW**



**CABINET/COUNTERTOP CUTOUT DIMENSIONS WITH DOWNDRAFT VENT - SIDE VIEW**

Model No.	Approved Downdraft Vent Models
DYRTP366	ERV36, ERV3615, PRV36
DYRTP486	ERV48, PRV48

**IMPORTANT:** Use only the downdraft vents specified.

Model No.	B - Cutout Width	D - Hole Offset	E - Downdraft Vent Cutout
DYRTP366	36" (91.4 cm)	16 5/8" (42.2 cm)	33 1/2" (85.1 cm)
DYRTP486	48" (121.9 cm)	20 13/16" (52.9 cm)	43 1/2" (110.5 cm)