

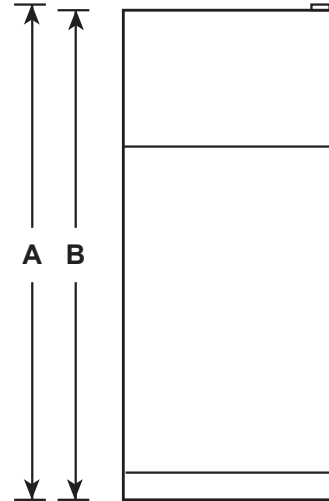
GTE21GSH

GE Appliances ENERGY STAR® 21.2 Cu. Ft. Top-Freezer Refrigerator

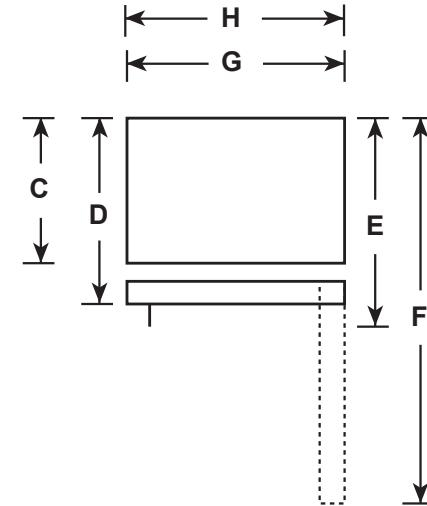
DIMENSIONS AND INSTALLATION INFORMATION (IN INCHES)

OVERALL DIMENSIONS	Height to top of hinge (in.) A	66-3/4
	Height to top of case (in.) B	66-1/4
	Case depth without door (in.) C	29
	Case depth less door handle (in.) D	32-1/4
	Case depth with door handle (in.) E	34
	Depth with fresh food door open 90° (in.) F	62-3/4
	Width (in.) G	32-7/8
	Width with door open 90° with door handle (in.) H	35-1/2
AIR CLEARANCES	Each side (in.)	1/8
	Top (in.)	1/8
	Back (in.)	1

FRONT VIEW



TOP VIEW



For answers to your Monogram, GE Café™ Series, GE Profile™ Series or GE Appliances product questions, visit our website at geappliances.com or call GE Answer Center® Service, 800.626.2000.



Listed by
Underwriters
Laboratories



As an ENERGY STAR® partner, GE has determined that this product meets the ENERGY STAR guidelines for energy efficiency.

GTE21GSH

GE Appliances ENERGY STAR® 21.2 Cu. Ft. Top-Freezer Refrigerator

FEATURES AND BENEFITS

2014 ENERGY STAR® qualified

32-3/4" wide

Upfront temperature controls - Easy-to-use controls regulate both fresh food and freezer sections

Adjustable spill-resistant glass shelves - Designed to contain spills for easy cleaning

Equipped for optional icemaker - Easily accommodates the installation of an icemaker

Snack drawer - Conveniently stores favorite foods and allows for quick, easy access

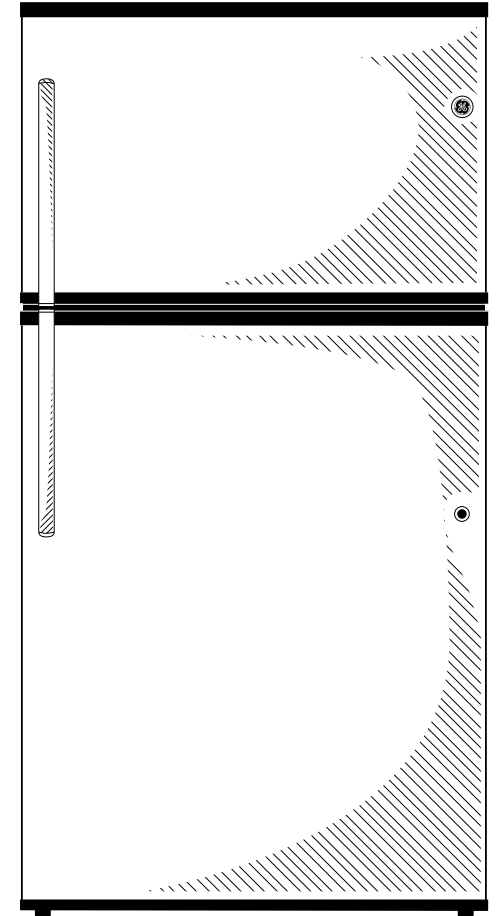
Adjustable-humidity drawers - Controls helps food stay fresh

Large door bins - Deep bins handle large containers in the door and free up valuable shelf space

Wire freezer shelf - Provides additional storage for frozen foods

Spillproof freezer floor - Seamless design of the freezer floor wipes up easily for quick cleanup

Model GTE21GTHSS - Stainless steel



For answers to your Monogram, GE Café™ Series, GE Profile™ Series or GE Appliances product questions, visit our website at geappliances.com or call GE Answer Center® Service, 800.626.2000.

