

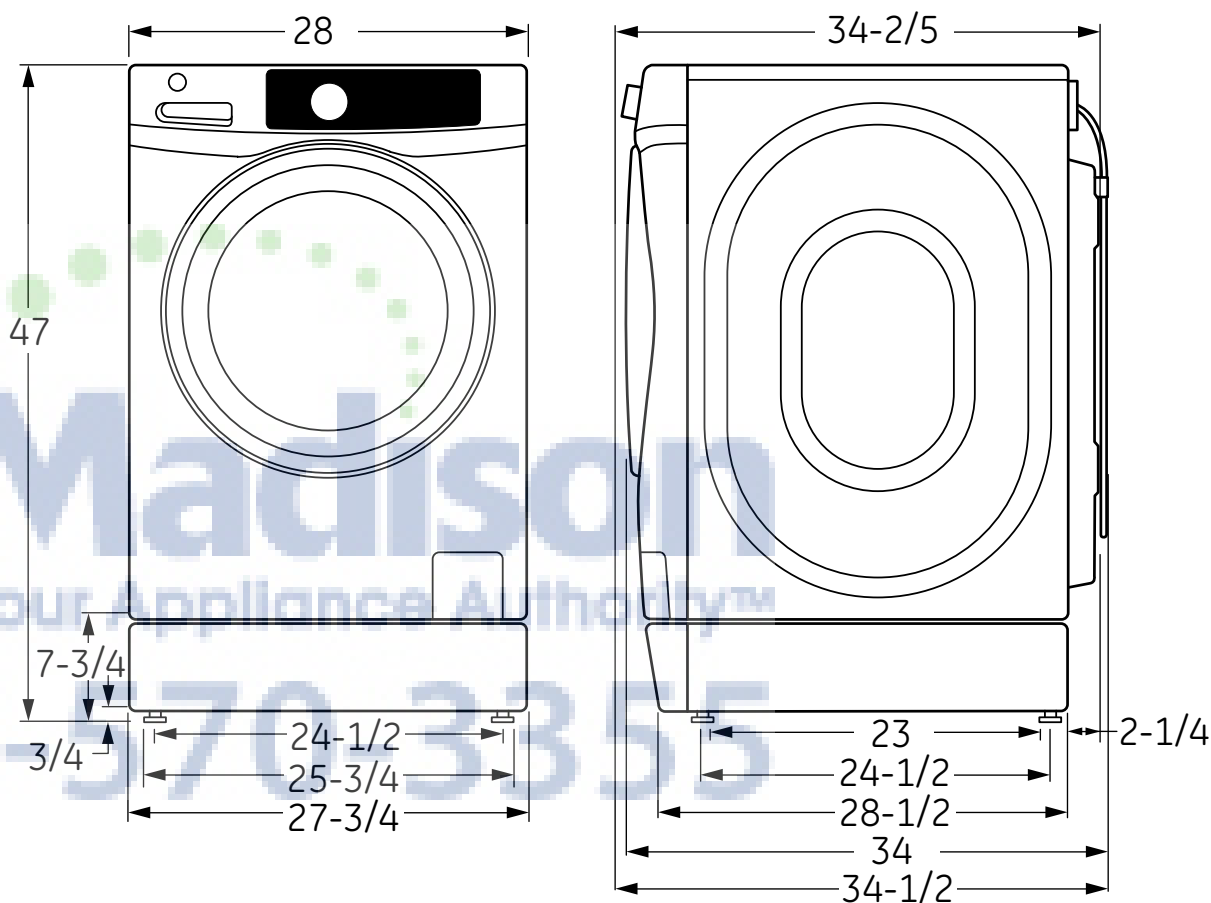
# GFWR2700H

## GE® ENERGY STAR® 4.5 DOE cu. ft. capacity RightHeight™ Design Front Load washer

### Dimensions and Installation Information (in inches)

Electric Rating	
120V	60Hz

**Installation Information:** For complete information, see installation instructions packed with your washer.



imagination at work

For answers to your Monogram® Cafe™ Series or Profile™ Series appliance questions, visit our website at [geappliances.com](http://geappliances.com) or call GE Answer Center® service, 800.626.2000.



Listed by  
Underwriters  
Laboratories

Specification Created 1/14

360505

# GFWR2700H

## GE® ENERGY STAR® 4.5 DOE cu. ft. capacity RightHeight™ Design Front Load washer

### Special Installation Requirements:

#### Installation:

- 7" riser is included and the laundry pair can't be stacked

#### Alcove or Closet Installation:

- If your dryer is approved for installation in an alcove or closet, it will be stated on a label on the dryer back.
- The dryer MUST be exhausted to the outside.
- Minimum clearances between dryer cabinet and adjacent walls or other surfaces are: 0" either side, 3" front and rear
- Minimum vertical space from floor to overhead cabinets, ceilings, etc. is 52".
- Closet doors must be louvered or otherwise ventilated and must contain a minimum of 60 sq. in. of open area equally distributed. If this closet contains both a washer and a dryer, doors must contain a minimum of 120 sq. in. of open area equally distributed.
- No other fuel-burning appliance shall be installed in the same closet with a gas dryer.

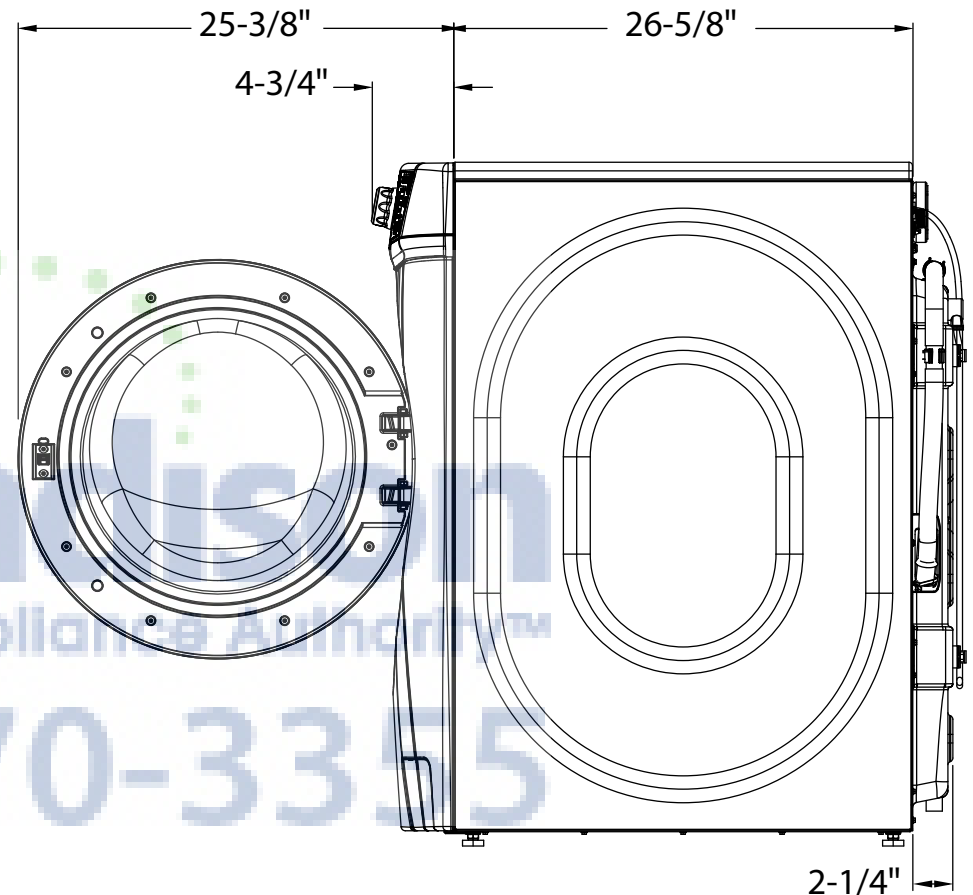
#### Bathroom or Bedroom Installation:

- The dryer MUST be exhausted to the outdoors.
- The installation must conform with the local codes, or in the absence of local codes, with the National Electric Code and National Fuel Gas Code, ANSI Z223.

#### Minimum Clearance other than Alcove or Closet Installations:

- Minimum clearances to combustible surfaces 0" both sides, 3" rear.

For more information on venting kits and accessories, please call 1-800-GE-CARES.



imagination at work

For answers to your Monogram® Cafe™ Series or Profile™ Series appliance questions, visit our website at [geappliances.com](http://geappliances.com) or call GE Answer Center® service, 800.626.2000.



Listed by  
Underwriters  
Laboratories

Specification Created 1/14

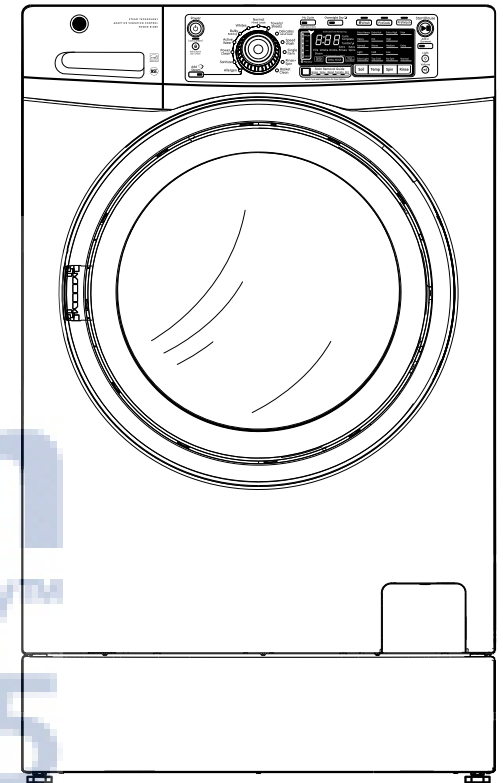
360505

# GFWR2700H

## GE® ENERGY STAR® 4.5 DOE cu. ft. capacity RightHeight™ Design Front Load washer

### Features and Benefits

- Built-in riser - Comfortably load and unload clothes, and use the top as a folding surface, with this factory-installed riser
- Stain Removal Guide - Clean 5 of the most common stains with preprogrammed settings that modify any cycle to help remove blood, tomato, wine, dirt and grass
- Steam Assist - Penetrates deep into fabric fibers, loosening stains like tomato and grass, yet protects your fabric
- Adaptive Vibration Control - Enjoy more peace and quiet thanks to heavy-duty springs, vibration dampeners and a balance ring infused with counterweight bearings designed to offset out-of-balance loads
- Precision Dispense - Great cleaning performance is enhanced with a dispenser that distributes fresh detergent multiple times throughout the wash
- Power Clean - Effectively clean heavily soiled fabrics with this cycle that uses a built-in soak time, extended wash times and more vigorous wash action
- Model GFWR2700HWW - White



imagination at work



Modified Energy Factor (MEF)	3.0
Water Factor (WF)	2.7



Specification Created 1/14

360505