

Freestanding Range

DGGF3046RF

30" Gas



Product Dimensions

Height (Max.)	46-5/8"
Width	29-7/8"
Depth (Including Handle)	29-1/4"

More Easy-To-Use Features

CustomFlex™ Cooktop with Griddle and Oval Burner

With a separate griddle grate, you can quickly change your cooktop to easily make hamburgers, quesadillas and more.

Continuous Corner-to-Corner Grates

Move heavy pots & pans without lifting with continuous, corner-to-corner grates.

Low Simmer Burner

Perfect for cooking delicate foods and sauces.

Built with American Pride

Designed, engineered and assembled in the U.S.A. Appliances that are high-performing, more accessible, and more innovative than ever.

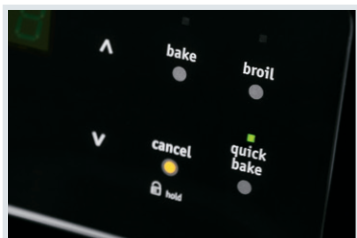
Available in:



Stainless
(F)

Burners	BTU
Right Front	17,000
Right Rear	5,000
Left Front	9,500
Left Rear	14,000
Center Oval	10,000

Signature Features




Quick Bake Convection

Bake faster and more evenly with Quick Bake Convection.



One-Touch Quick Self Clean

Your oven cleans itself — so you don't have to. Self clean options available in 2- and 3-hour cycles.



Smudge-Proof™ Stainless Steel

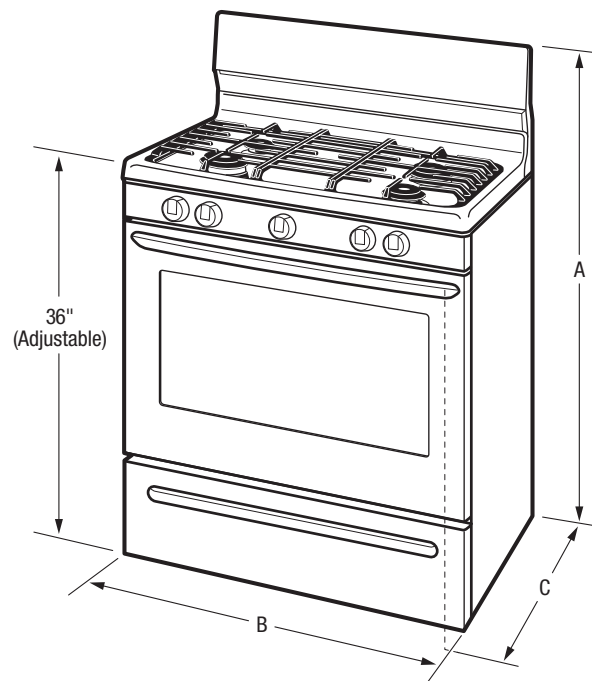
Resists fingerprints and cleans easily.



Power Burner

Power Burner offers more power and faster boil time.

Features	
Oven Control/Timing System	Express-Select® Controls
Surface Type	Black Porcelain
Sealed Gas Burners	Yes
Grates	Continuous Cast Iron w/ Black Matte Finish
Window	Extra-Large
Exterior Door Finish	Smudge-Proof™ Stainless Steel
Handle Design	Stainless Steel
Exterior Finish (Side Panels)	Black
Convection System	Quick Bake Convection
Oven Cleaning System	Self Clean
Drawer Functionality	Storage
Oven Controls	
Bake/Broil	Yes/Variable (400-550°F)
Effortless™ Convection Conversion	
Convection Bake/Broil/Roast	
Quick Bake Convection	Yes
Quick Preheat	
My Favorite	
Effortless™ Temperature Probe	
Pizza Button	
Keep Warm	
Add-a-Minute	
Delay Start	Yes
Self Clean	2, 3 Hours
Quick Clean Option	Yes
Delay Clean	Yes
Kitchen Timer/Timed Cook Option	Yes/Yes
Auto Oven Shut-Off	
Oven Lockout	Yes
Lower Drawer Control	
Cooktop Features	
Right Front Burner (BTU)	17,000
Right Rear Burner (BTU)	5,000
Left Front Burner (BTU)	9,500
Left Rear Burner (BTU)	14,000
Center Oval Burner (BTU)	10,000
Oven Features	
Capacity (Cu. Ft.)	5.0
Oven Light	1
Rack Configuration	2 Standard
Baking System	Even Baking Technology
Broiling System	Vari-Broil™ Hi/Lo
Bake Burner/Broil Burner (BTU)	18,000/13,500
Drawer Racks	
Optional Accessories	
LP Gas Conversion Kit	PN # GRLP4
Griddle	Included
Specifications	
Oven Interior (H x W x D)	18-5/8" x 24-3/8" x 19-1/8"
Power Supply Connection Location	Left Bottom Rear
Gas Supply Connection Location	Right Bottom Rear
Voltage Rating	120V/60Hz/5A
Amps @ 120 Volts	5
Shipping Weight (Approx.)	205 Lbs.



NOTE: For planning purposes only. Always consult local and national electric and gas codes. Refer to Product Installation Guide for detailed installation instructions on the web at frigidaire.com.

Product Dimensions		Cabinet Cutout Dimensions	
A - Height (Max.)	46-5/8"	Height (Standard)	36"
B - Width	29-7/8"	Width (Min.)	30"
C - Depth (Including Handle)	29-1/4"	Depth (Min.)	24"
Depth with Door Open 90°	46-9/16"		

Accessories information available on the web at frigidaire.com

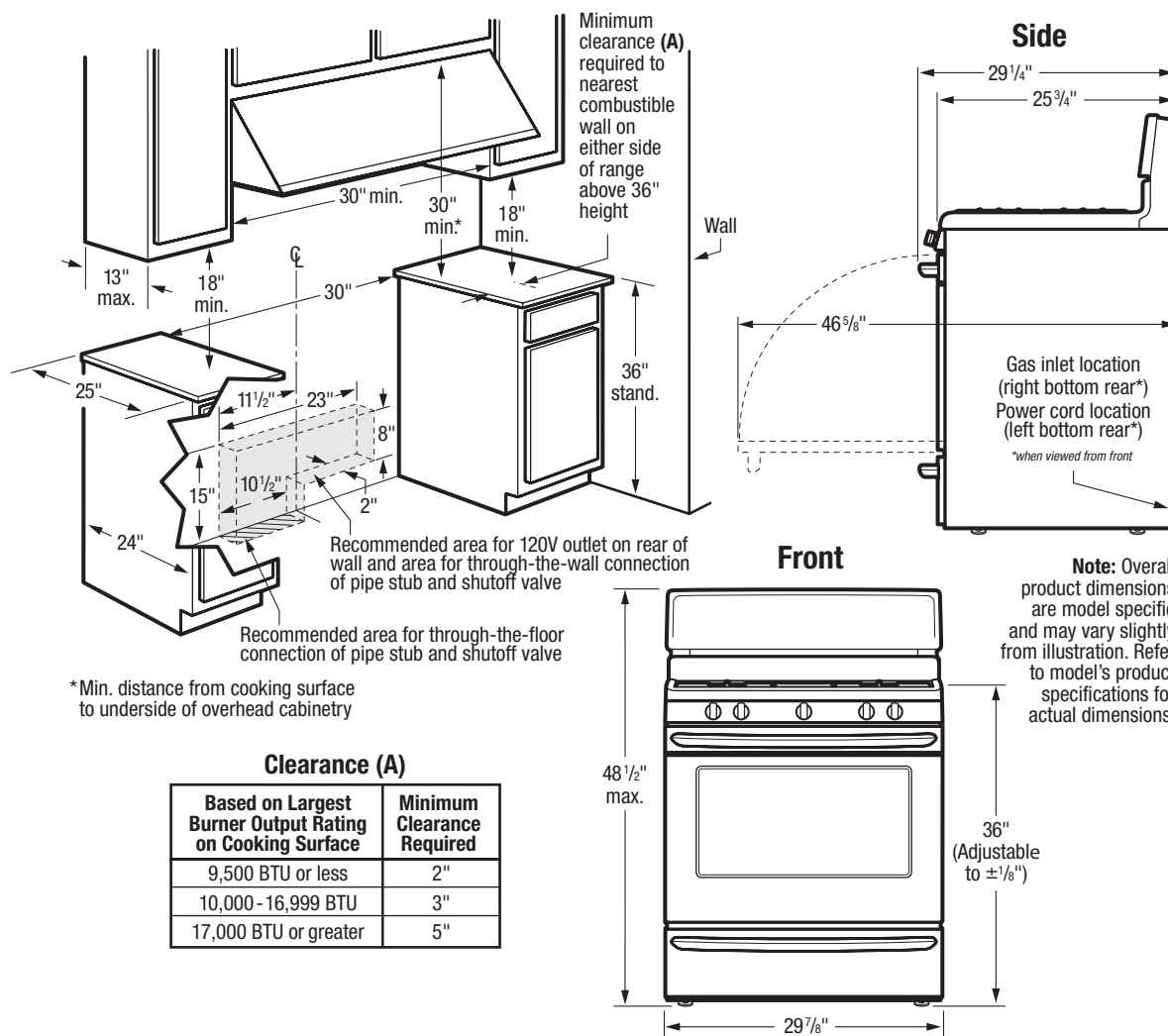
FRIGIDAIRE

USA • 10200 David Taylor Drive • Charlotte, NC 28262 • 1-800-FRIGIDAIRE • frigidaire.com
CANADA • 5855 Terry Fox Way • Mississauga, ON L5V 3E4 • 1-800-265-8352 • frigidaire.ca

DGGF3046R 03/16

© 2016 Electrolux Home Products, Inc.

Specifications
subject to change.



Freestanding Range Specifications

- Product Shipping Weight (approx.) - 205 Lbs.
- Voltage Rating - 120V/60 Hz/5 Amps
- Amps @ 120 Volts = 5 Amps
- Always consult local and national electric and gas codes.
- Make sure wall coverings around range can withstand heat generated by range.
- Linoleum or any other synthetic floor covering located beneath range, must be capable of withstanding minimum heat of 90°F above room temperature without shrinking, warping or discoloring. Insulating pad or 1/4"-thick plywood required between range and a carpeted floor.
- Do not obstruct flow of combustion air at oven vent nor around base or beneath lower front panel of range. Range requires fresh air for proper burner combustion.
- Do not install range beneath any downward-blowing, overhead vent hood or air curtain.
- Range ships with 3/4" factory regulator.
- Range is LP Gas convertible. (Optional LP Gas conversion kit available.)
- Floor beneath range MUST be solid and level.

- Overhead cabinetry should not exceed a 13" maximum depth.
- Absolute minimum horizontal distance between overhead cabinets installed to either side of appliance must be no less than maximum width of appliance.
- Range can be installed flush to wall with 0" minimum rear clearance.
- Minimum clearance required (from edge of rangetop to nearest combustible wall on either side of range above 36" height) is based on largest burner output rating on cooking surface.
- To reduce risk of fire when using overhead cabinetry, install range hood that projects horizontally a recommended minimum of 5" beyond bottom of cabinets.
- Follow all dimension requirements provided to prevent property damage, potential fire hazard, and incorrect countertop and cabinet cuts.

Note: For planning purposes only. Refer to Product Installation Guide on the web at frigidaire.com for detailed instructions.

Optional Accessories

- LP Gas Conversion Kit - (PN# GRLP4).
- Griddle - Included

FRIGIDAIRE

USA • 10200 David Taylor Drive • Charlotte, NC 28262 • 1-800-FRIGIDAIRE • frigidaire.com
 CANADA • 5855 Terry Fox Way • Mississauga, ON L5V 3E4 • 1-800-265-8352 • frigidaire.ca

DGGF3046R 03/16

© 2016 Electrolux Home Products, Inc.



Specifications
subject to change.