



# KITCHEN COLLECTION

FEBRUARY 1, 2018

MAKE IT WONDERFUL

**FRANKE**



**6-51**

Sinks

**52-77**

Faucets and Filtration

**TABLE OF  
CONTENTS**

**78-81**

Waste Disposers and  
Soap Dispensers

**82-88**

Accessories

**89**

Warranties

**90**

Overview of Cabinet Sizes

**92-93**

Quick Find Guide  
Naming Covention Legend

## Make It Wonderful

We approach the new year with excitement, looking forward to launch of a host of fabulous new products, all designed and manufactured to bring a little Wonderful into your kitchen. We have outlined a few of our newest products below, and for your convenience have referenced the pages where you will find them.

Franke **PESCARA** is a complete family of both stainless steel sinks and faucets. Pescara single bowl sinks in a host of sizes are ideal for busy kitchens, with a range of smart optional accessories that register on an integrated ledge. Pescara faucets mirror the sink profiles with elegant simplicity, paired with smart features such as a 360° swivel range, dual spray stream flow, and ceramic disc cartridges. Pescara sinks are on pages 22-25. Pescara faucets may be found on pages 66-67.

Our new **PROFESSIONAL SERIES 2.0** offering of 16 ga kitchen sinks feature sleek, (and easy to clean) 8 mm corners, Franke's fabulous finish, a striking cylindrical waste cover, and included in-the-bowl sink accessories. An ideal choice for the custom, professional level kitchen in your home. And if you like the profile of this new series, we have two models for the laundry room as well. Please refer to pages 26-28 for Professional Series 2.0 kitchen sinks, and to pages 38-39 for Professional Series 2.0 laundry sinks.

**FRANKE FAUCET** and fittings families continue to grow as we match sink profiles to faucets, and add matching filtration and water dispensers to complete the suites. Please visit pages 56 to 70 to see the following new faucet collections.

The **ABSINTHE** faucet suite is beautifully transitional with shapes that resemble apothecary bottles from days gone by, in single pole styling for ease of use and convenience. The Absinthe suite includes kitchen, bar, prep, pot fillers, water filtration faucets, and even soap dispensers, all in a wide range of finish options.

**CRYSTAL** faucets by Franke are beautifully modern and refined, with striking profiles, and glass accents.

**EOS** faucets for kitchen, prep, bar and filtration deliver the goods with simple lines, a wide swivel range for convenience, and a smooth Steel finish.

You may recognize the family ORCA from our stainless steel and granite sink offerings. The **ORCA** faucet family is a lovely compliment to those models, with smooth, flowing lines, and options including pull down, pot filler and filtration models.

**WASTE DISPOSERS** are such an opportunity for efficiency, making cleanups and big jobs simple. Sweep produce trimmings and meal scraps right into the disposer, saving time and trips to the curb.



# Sinks

## STAINLESS STEEL SINKS

- 10-11 Chef Center
- 12-16 Concerto
- 17-19 Kubus
- 20 Orca
- 21-22 Peak
- 23-25 Pescara
- 26-28 Professional Series 2.0
- 29-32 Professional Series
- 33 Regatta/Rotondo
- 34-37 Techna
- 38-39 Laundry

## GRANITE SINKS

- 42 Peak
- 43 Orca
- 44 Kubus

## FRANKE FIRECLAY SINKS

- 46-51 Manor House/Farm House



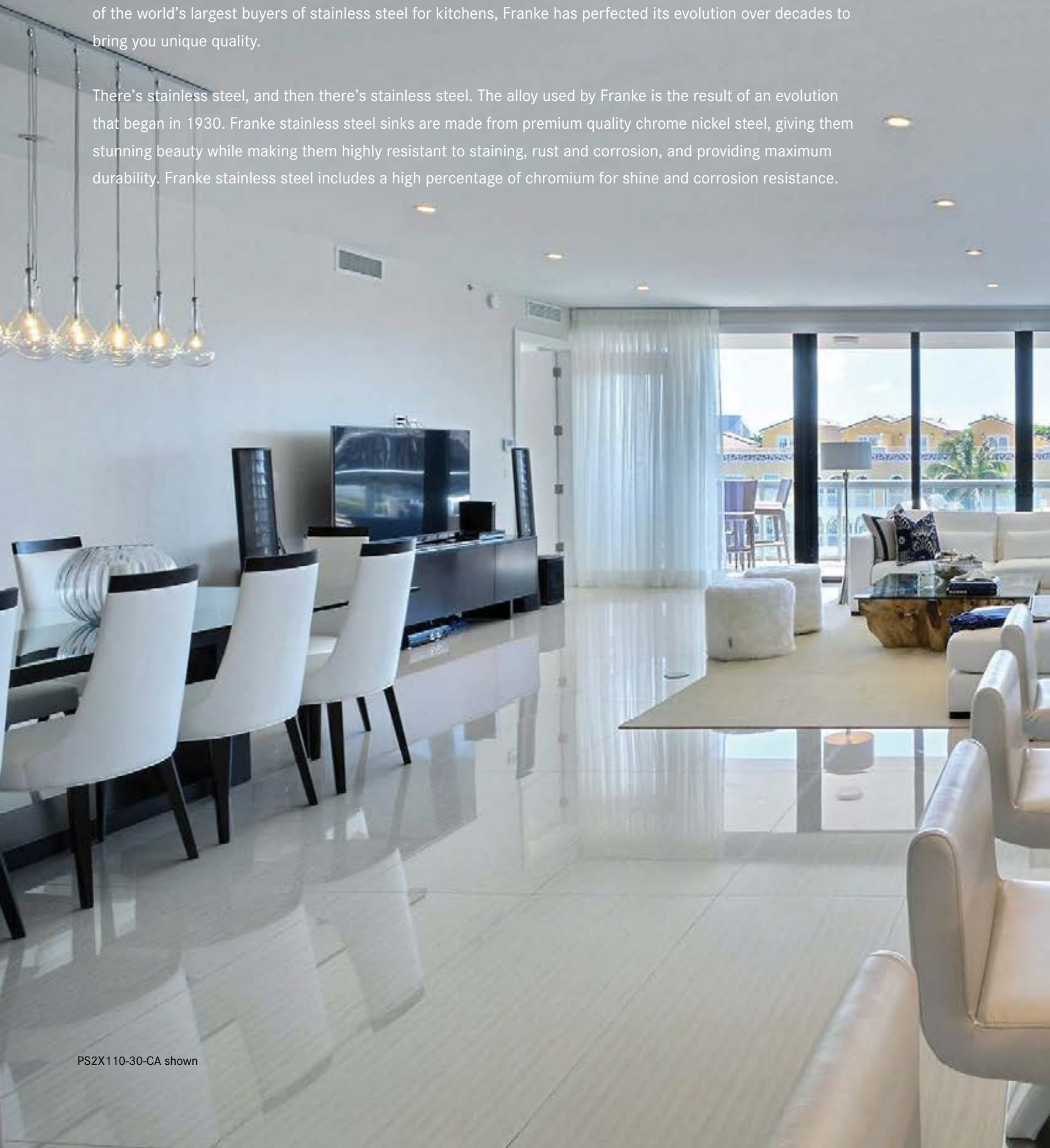


CUX110-24 and FF4980 shown

# Franke Stainless Steel Sinks

It's no accident that 70% of sinks worldwide are made of stainless steel. It looks good in most any kitchen, it's corrosion resistant, has an absolutely smooth surface for easy cleaning, and it is extremely hygienic. As one of the world's largest buyers of stainless steel for kitchens, Franke has perfected its evolution over decades to bring you unique quality.

There's stainless steel, and then there's stainless steel. The alloy used by Franke is the result of an evolution that began in 1930. Franke stainless steel sinks are made from premium quality chrome nickel steel, giving them stunning beauty while making them highly resistant to staining, rust and corrosion, and providing maximum durability. Franke stainless steel includes a high percentage of chromium for shine and corrosion resistance.







# Chef Center

A Sink that Really Works. A Workspace that Really Entertains.

The Franke Chef Center is an entirely new concept that transforms the sink into the heart of the kitchen, and the kitchen into the heart of the home. Thoughtfully designed and engineered in Switzerland, the Chef Center enhances entertaining, maximizes creativity, and simplifies clean up, with a completely accessorized kitchen sink.

Seamless workflows, unobstructed surfaces and smart layouts, optimized for entertaining. **A complete kitchen solution**, with a sink that makes sense, exactly where you need it, built for the way professionals work – Franke Chef Center.



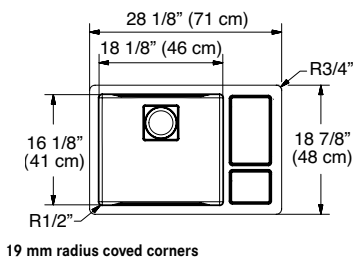


**LEDGE SYSTEM**

**Model Name**  
CUX110-18 **NEW!** cUPC®  
**\$ 2699.00**

Gauge 18  
Cabinet Size **30" minimum**  
Bowl Depth **9"**

**Finish**  
Stainless Steel  
122.0477.984



**Accessories included**

- |  |                                     |                                       |  |                                      |  |                        |                       |
|--|-------------------------------------|---------------------------------------|--|--------------------------------------|--|------------------------|-----------------------|
|  |                                     |                                       |  |                                      |  |                        |                       |
| CUW-60S<br>Drain Board<br><b>\$195</b> | CUW-70S<br>Colander<br><b>\$219</b> | CUW18-36S<br>Colander<br><b>\$153</b> | CUW-40S<br>Glass Cutting Board<br><b>\$173</b> | SP-40S<br>Cutting Mat<br><b>\$61</b> | CUW-36RM<br>Roller Mat<br><b>\$152</b> | 1145SN<br><b>\$102</b> | PKGCVR<br><b>\$95</b> |

**Accessories optional**

- |   |                                  |   |   |  |
|---|----------------------------------|---|---|--|
|   |                                  |   |   |  |
| PT-41S<br>Cutting Board<br><b>\$219</b> | FF3450<br>Faucet<br><b>\$699</b> | LB13250<br>Hot & Cold Dispenser<br><b>\$599</b> | CT-200<br>Chiller Tank<br><b>\$1139</b> | HT-300<br>Heating Tank<br><b>\$529</b> |

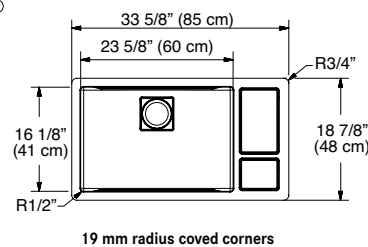


**LEDGE SYSTEM**

**Model Name**  
CUX110-24 **NEW!** cUPC®  
**\$ 2939.00**

Gauge 18  
Cabinet Size **36" minimum**  
Bowl Depth **9"**

**Finish**  
Stainless Steel  
122.0477.996



**Accessories included**

- |  |                                     |                                   |  |                                      |  |                        |                       |
|--|-------------------------------------|-----------------------------------|--|--------------------------------------|--|------------------------|-----------------------|
|  |                                     |                                   |  |                                      |  |                        |                       |
| CUW-60S<br>Drain Board<br><b>\$195</b> | CUW-70S<br>Colander<br><b>\$219</b> | CUW24-36S<br>Grid<br><b>\$163</b> | CUW-40S<br>Glass Cutting Board<br><b>\$173</b> | SP-40S<br>Cutting Mat<br><b>\$61</b> | CUW-36RM<br>Roller Mat<br><b>\$152</b> | 1145SN<br><b>\$102</b> | PKGCVR<br><b>\$95</b> |

**Accessories optional**

- |   |                                  |   |   |  |
|---|----------------------------------|---|---|--|
|   |                                  |   |   |  |
| PT-41S<br>Cutting Board<br><b>\$219</b> | FF3450<br>Faucet<br><b>\$699</b> | LB13250<br>Hot & Cold Dispenser<br><b>\$599</b> | CT-200<br>Chiller Tank<br><b>\$1139</b> | HT-300<br>Heating Tank<br><b>\$529</b> |

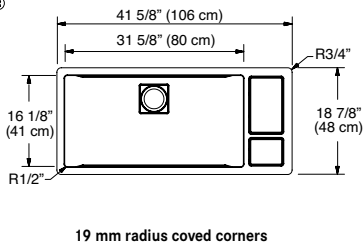


**LEDGE SYSTEM**

**Model Name**  
CUX110-31 **NEW!** cUPC®  
**\$ 3199.00**

Gauge 18  
Cabinet Size **42" minimum**  
Bowl Depth **9"**

**Finish**  
Stainless Steel  
122.0528.554



**Accessories included**

- |  |                                     |                                   |  |                                      |  |                        |                       |
|--|-------------------------------------|-----------------------------------|--|--------------------------------------|--|------------------------|-----------------------|
|  |                                     |                                   |  |                                      |  |                        |                       |
| CUW-60S<br>Drain Board<br><b>\$195</b> | CUW-70S<br>Colander<br><b>\$219</b> | CUW31-36S<br>Grid<br><b>\$173</b> | CUW-40S<br>Glass Cutting Board<br><b>\$173</b> | SP-40S<br>Cutting Mat<br><b>\$61</b> | CUW-36RM<br>Roller Mat<br><b>\$152</b> | 1145SN<br><b>\$102</b> | PKGCVR<br><b>\$95</b> |

**Accessories optional**

- |   |                                  |   |   |  |
|---|----------------------------------|---|---|--|
|   |                                  |   |   |  |
| PT-41S<br>Cutting Board<br><b>\$219</b> | FF3450<br>Faucet<br><b>\$699</b> | LB13250<br>Hot & Cold Dispenser<br><b>\$599</b> | CT-200<br>Chiller Tank<br><b>\$1139</b> | HT-300<br>Heating Tank<br><b>\$529</b> |



**Entertain** - Chef Center doesn't just create more space, it creates a sense of place where everyone can celebrate and enjoy your culinary creations together. Multi-purpose accessories ease the workload when preparing and effortlessly transform the sink into a serving area for snacks and socializing.



**Prep** - The Chef Center gives you the power of a beautifully designed sink system. With an undermount sink available in two sizes, the signature Franke integrated ledge, and expandable countertop workspace, the Chef Center delivers fun and functionality hand-in-hand with included accessories: a removable glass cutting board, integrated composting and storage bins, and an adjustable roller mat.



**Clean** - A space where it all cleans up! Chef Center elevates your experience by raising the work level, improving ergonomics and making cleanup simple and more efficient. With its oversized, single-bowl sink, Chef Center can handle the largest pots and pans with ease.

Templates and chrome strainer kit supplied with stainless steel sinks. Waste openings are standard 3 1/2" (9cm) diameter except where another dimension is noted. Franke recommends using template, sink, and accessories when making final cutout.



903 Inox Creme Cleanser

# Concerto

Enjoy Franke's flawless finish and generously sized 18 gauge, 9-inch deep bowls in the Concerto family. Versatile and adaptable, equally at home in the kitchen or hospitality area, the Concerto offers a hand fabricated look at a more moderate price. Concerto undermount models feature classic crease lines for understated elegance, slim, sleek proportions with narrow partitions and trim, easy to clean corners. These models are efficiency at its best, with rear placed drains for more flat surface in the bowl, and more storage below.

Concerto models now **INCLUDE stainless steel bottom grids** - a handy kitchen helper for air drying dishes, produce prep, defrosting dinner, or even resting hot pots.



NCX120 and  
FFPS3680 shown

Radiant silk rim  
and bowls

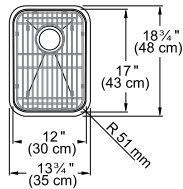
Now with grids  
included!

**Templates** and **chrome strainer kit** supplied with stainless steel sinks. **Waste openings** are standard 3 1/2" (9cm) diameter except where another dimension is noted. **Franke recommends** using template, sink, and accessories when making final cutout.



**Model Name**  
NCX110-12  
**\$ 599.00**

Gauge **18**  
Cabinet Size **15" minimum**  
Bowl Depth **7 7/8"**




**Finish**  
Stainless Steel  
122.0189.295

**Accessories included**

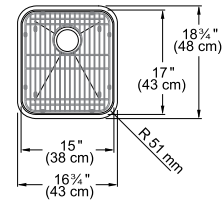


**Accessories optional**



**Model Name**  
NCX110-15  
**\$ 619.00**

Gauge **18**  
Cabinet Size **18" minimum**  
Bowl Depth **9"**

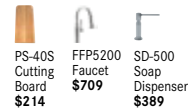


**Finish**  
Stainless Steel  
122.0189.294

**Accessories included**

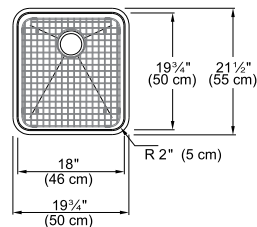


**Accessories optional**



**Model Name**  
NCX110-18  
**\$ 649.00**

Gauge **18**  
Cabinet Size **21" minimum**  
Bowl Depth **9"**




**Finish**  
Stainless Steel  
122.0312.781

**Accessories included**

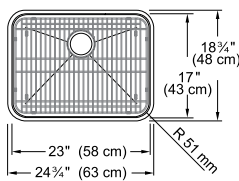


**Accessories optional**



**Model Name**  
NCX110-23  
**\$ 709.00**

Gauge **18**  
Cabinet Size **27" minimum**  
Bowl Depth **9"**

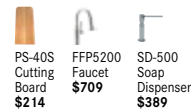


**Finish**  
Stainless Steel  
122.0189.293

**Accessories included**



**Accessories optional**



**Templates and chrome strainer kit** supplied with stainless steel sinks. **Waste openings** are standard 3 1/2" (9cm) diameter except where another dimension is noted. **Franke recommends** using template, sink, and accessories when making final cutout.



# Concerto



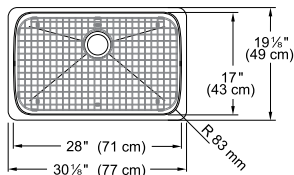
NCX160-29RH shown



**Model Name**  
NCX110-28  
**\$ 749.00**



Gauge **18**  
Cabinet Size **30" minimum**  
Bowl Depth **9"**



**Finish**

  
Stainless Steel  
122.0189.292

**Accessories included**



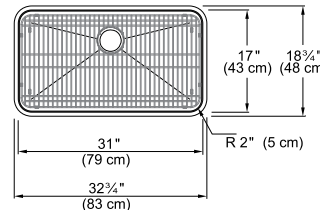
**Accessories optional**




**Model Name**  
NCX110-31  
**\$ 759.00**



Gauge **18**  
Cabinet Size **33" minimum**  
Bowl Depth **9"**



**Finish**

  
Stainless Steel  
122.0312.783

**Accessories included**



**Accessories optional**



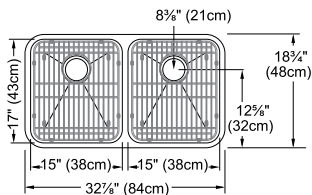
**Templates** and **chrome strainer kit** supplied with stainless steel sinks. **Waste openings** are standard 3 1/2" (9cm) diameter except where another dimension is noted. **Franke recommends** using template, sink, and accessories when making final cutout.





**Model Name**  
NCX120  
**\$ 1049.00**

Gauge **18**  
Cabinet Size **33" minimum**  
Bowl Depth **9"**




**Finish**  
Stainless Steel  
122.0189.251



**Accessories included**

-  NC15-36S Bottom Grid **\$127**
-  NC15-36S Bottom Grid **\$127**

**Accessories optional**

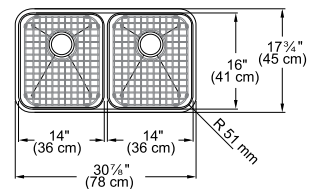
-  PS-40S Cutting Board **\$214**
-  FFP5200 Faucet **\$709**
-  SD-500 Soap Dispenser **\$389**





**Model Name**  
NCX120-29  
**\$ 919.00**

Gauge **18**  
Cabinet Size **33" minimum**  
Bowl Depth **9"**

**Finish**  
Stainless Steel  
122.0189.274



**Accessories included**

-  NC14-36S Bottom Grid **\$126**
-  NC14-36S Bottom Grid **\$126**

**Accessories optional**

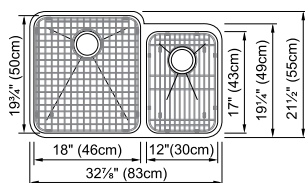
-  PS-40S Cutting Board **\$214**
-  FFP5200 Faucet **\$709**
-  SD-500 Soap Dispenser **\$389**



**Model Name**  
NCX120-31RH  
**\$ 1419.00**



Gauge **18**  
Cabinet Size **33" minimum**  
Bowl Depth **9"**  
Small Bowl Depth **8"**

**Finish**  
Stainless Steel  
122.0189.275






**RH = Right Hand Side Small Bowl**

**Accessories included**

-  NC12-36S Bottom Grid **\$95**
-  NC1820-36S Bottom Grid **\$160**

**Accessories optional**

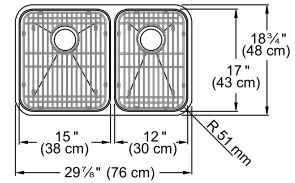
-  PS-40S Cutting Board **\$214**
-  FFP5200 Faucet **\$709**
-  SD-500 Soap Dispenser **\$389**



**Model Name**  
NCX160-28RH  
**\$ 919.00**



Gauge **18**  
Cabinet Size **33" minimum**  
Bowl Depth **9"**  
Small Bowl Depth **8"**

**Finish**  
Stainless Steel  
122.0189.291






**RH = Right Hand Side Small Bowl**

**Accessories included**

-  NC12-36S Bottom Grid **\$95**
-  NC15-36S Bottom Grid **\$127**

**Accessories optional**

-  PS-40S Cutting Board **\$214**
-  FFP5200 Faucet **\$709**
-  SD-500 Soap Dispenser **\$389**

**Templates and chrome strainer kit** supplied with stainless steel sinks. **Waste openings** are standard 3 1/2" (9cm) diameter except where another dimension is noted. **Franke recommends** using template, sink, and accessories when making final cutout.



# Concerto



**Model Name**  
NCX160-30RH  
**\$ 989.00**

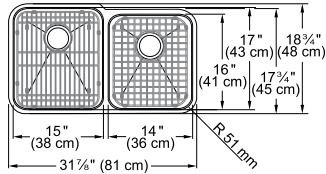


Gauge **18**  
Cabinet Size **33" minimum**  
Bowl Depth **9"**  
Small Bowl Depth **8"**

**Finish**



Stainless Steel  
122.0189.279



RH = Right Hand Side Small Bowl

**Accessories included**



NC15-36S  
Bottom Grid  
**\$127**



NC14-36S  
Bottom Grid  
**\$126**



PS-40S  
Cutting  
Board  
**\$214**



FFP5200  
Faucet  
**\$709**



SD-500  
Soap  
Dispenser  
**\$389**

**Accessories optional**



**Model Name**  
NCX160-31RH  
**\$ 1179.00**

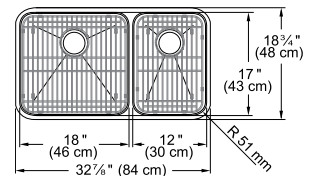


Gauge **18**  
Cabinet Size **33" minimum**  
Bowl Depth **9"**  
Small Bowl Depth **8"**

**Finish**



Stainless Steel  
122.0189.280



RH = Right Hand Side Small Bowl

**Accessories included**



NC12-36S  
Bottom Grid  
**\$95**



NC18-36S  
Bottom Grid  
**\$140**



PS-40S  
Cutting  
Board  
**\$214**



FFP5200  
Faucet  
**\$709**



SD-500  
Soap  
Dispenser  
**\$389**

**Accessories optional**



Alluring aesthetics of superb stainless steel undermount sinks, featuring tight radius corners, contemporary lines, and large capacity bowls. Let Kubus' edgy elegance entice you to explore its extensive range of singles to create your unique combination regardless of application or cabinet size. If you love the Kubus profile and are interested in an alternative to stainless steel sink, be sure to take a look at the Kubus Granite sinks on pages 44.



KBX120-39 shown



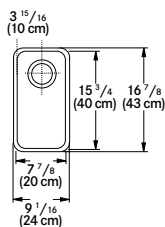
**Model Name**  
KBX110-8  
**\$ 859.00**

**Gauge 18**  
Cabinet Size **12" minimum**  
Bowl Depth **5 7/8"**

**Finish**  
Stainless Steel  
112.0055.355

**Accessories optional**

-  **KB-70C** Colander **\$239**
-  **FF2800** Faucet **\$869**
-  **SD-500** Soap Dispenser **\$389**



**25mm radius covered corners**



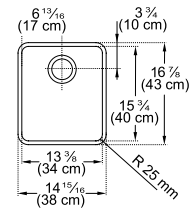
**Model Name**  
KBX110-13  
**\$ 969.00**

**Gauge 18**  
Cabinet Size **15" minimum**  
Bowl Depth **7 7/8"**

**Finish**  
Stainless Steel  
122.0055.356

**Accessories optional**

-  **KB-70C** Colander **\$239**
-  **KB13-36S** Bottom Grid **\$139**
-  **FF2800** Faucet **\$869**
-  **SD-500** Soap Dispenser **\$389**



**25mm radius covered corners**

**Templates and chrome strainer kit** supplied with stainless steel sinks. **Waste openings** are standard 3 1/2" (9cm) diameter except where another dimension is noted. **Franke recommends** using template, sink, and accessories when making final cutout.



# Kubus



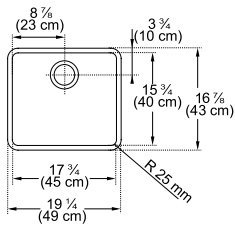
**Model Name**  
KBX110-18  
\$ 1109.00



Gauge **18**  
Cabinet Size **21" minimum**  
Bowl Depth **9"**

**Finish**

Stainless Steel  
122.0055.357



25mm radius covered corners

**Accessories optional**

-  KB-70C Colander \$239
-  KB18-31S Shelf Grid \$132
-  KB18-36S Bottom Grid \$149
-  KB17-31C Top Grid \$100
-  FF2800 Faucet \$869
-  SD-500 Soap Dispenser \$389



**LEDGE SYSTEM**

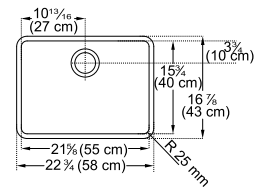
**Model Name**  
KBX110-21  
\$ 1209.00



Gauge **18**  
Cabinet Size **24" minimum**  
Bowl Depth **9 1/16"**

**Finish**

Stainless Steel  
122.0020.079



25mm radius covered corners

**Accessories optional**

-  KB-70C Colander \$239
-  KB21-31S Shelf Grid \$137
-  KB21-36S Bottom Grid \$182
-  KB17-31C Top Grid \$100
-  FF2800 Faucet \$869
-  SD-500 Soap Dispenser \$389



**LEDGE SYSTEM**

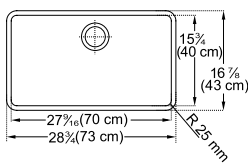
**Model Name**  
KBX110-28  
\$ 1469.00



Gauge **18**  
Cabinet Size **30" minimum**  
Bowl Depth **9"**

**Finish**

Stainless Steel  
122.0187.717



25mm radius covered corners

**Accessories optional**

-  KB-70C Colander \$239
-  KB28-31S Shelf Grid \$172
-  KB28-36S Bottom Grid \$195
-  KB17-31C Top Grid \$100
-  FF2800 Faucet \$869
-  SD-500 Soap Dispenser \$389



**LEDGE SYSTEM**

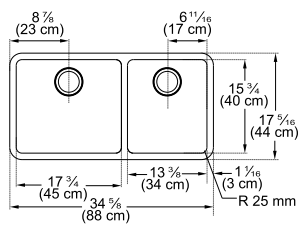
**Model Name**  
KBX120-34  
\$ 2099.00



Gauge **18**  
Cabinet Size **36" minimum**  
Bowl Depth **9"**  
Small Bowl Depth **6 7/8"**










**Finish**

Stainless Steel  
122.0055.366



25mm radius covered corners

**Accessories optional**

-  KB-70C Colander \$239
-  KB13-36S Bottom Grid \$139
-  KB18-31S Shelf Grid \$132
-  KB18-36S Bottom Grid \$149
-  KB17-31C Top Grid \$100
-  KB-36RM Roll Mat \$183
-  KB-40S Cutting Board \$174
-  FF2800 Faucet \$869
-  SD-500 Soap Dispenser \$389



LEDGE SYSTEM

**Model Name**  
KBX120-39  
\$ 2209.00

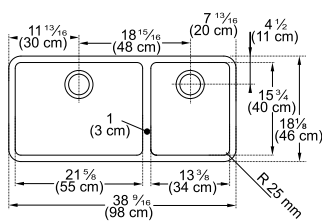


Gauge **18**  
Cabinet Size **39" minimum**  
Bowl Depth **9"**  
Small Bowl Depth **8"**

**Finish**












Stainless Steel  
122.0066.810



25mm radius coved corners

Accessories optional

-  KB-70C Colander \$239
-  KB13-36S Bottom Grid \$139
-  KB17-31C Top Grid \$100
-  KB21-31S Shelf Grid \$137
-  KB21-36S Bottom Grid \$182
-  KB-36RM Roll Mat \$183
-  KB-40S Cutting Board \$174
-  FF2800 Faucet \$869
-  SD-500 Soap Dispenser \$389



LEDGE SYSTEM

**Model Name**  
KBX120-43  
\$ 2409.00

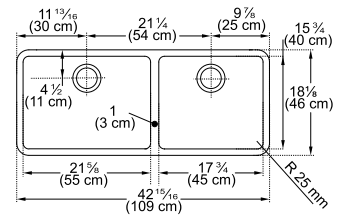


Gauge **18**  
Cabinet Size **45" minimum**  
Bowl Depth **9"**  
Small Bowl Depth **7"**

**Finish**













Stainless Steel  
122.0066.806



25mm radius coved corners

Accessories optional

-  KB-70C Colander \$239
-  KB18-31S Shelf Grid \$132
-  KB18-36S Bottom Grid \$149
-  KB17-31C Top Grid \$100
-  KB21-31S Shelf Grid \$137
-  KB21-36S Bottom Grid \$182
-  KB-36RM Roll Mat \$183
-  KB-40S Cutting Board \$174
-  FF2800 Faucet \$869
-  SD-500 Soap Dispenser \$389



LEDGE SYSTEM

**Model Name**  
KBX160  
\$ 2039.00

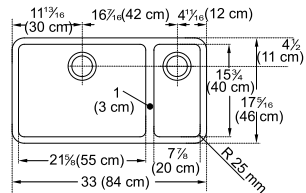


Gauge **18**  
Cabinet Size **33" minimum**  
Bowl Depth **9"**  
Small Bowl Depth **5 7/8"**

**Finish**










Stainless Steel  
122.0066.808



25mm radius coved corners

Accessories optional

-  KB-70C Colander \$239
-  KB17-31C Top Grid \$100
-  KB21-31S Shelf Grid \$137
-  KB21-36S Bottom Grid \$182
-  KB-36RM Roll Mat \$183
-  KB-40S Cutting Board \$174
-  FF2800 Faucet \$869
-  SD-500 Soap Dispenser \$389

Templates and chrome strainer kit supplied with stainless steel sinks. Waste openings are standard 3 1/2" (9cm) diameter except where another dimension is noted. Franke recommends using template, sink, and accessories when making final cutout.



903 Inox Creme Cleanser

# Orca

Orca's gently rounded corners and flowing lines all equate to sophisticated styling. Extravagant pots pose no problem for these generous basins, and the uniquely engineered Franke accessory ledge doubles your workspace in the same area. A wide range of optional accessories – utility bowl, cutting board, colander, grids and shelves – all add up to efficiency and elegance.

We also offer the gracious Orca lines in Franke Granite – please see page 43 for details.



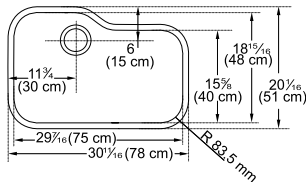
**LEDGE  
SYSTEM**

## Model Name

ORX110  
\$ 1389.00



Gauge **18**  
Cabinet Size **33" minimum**  
Bowl Depth **9 1/16"**



## Finish



Stainless Steel  
122.0055.370

## Accessories optional



OC-60S  
Drain Tray  
\$166



OC-31S-LH  
Shelf Grid  
\$154



OC-31S-RH  
Shelf Grid  
\$154



OC-45SP  
Board/  
Colander  
\$399



OC-36S  
Bottom  
Grid  
\$193



FFPD400  
Faucet  
\$919



902-PN  
Soap  
Dispenser  
\$249


**Templates** and **chrome strainer kit** supplied with stainless steel sinks. **Waste openings** are standard 3 1/2" (9cm) diameter except where another dimension is noted. **Franke recommends** using template, sink, and accessories when making final cutout.

Exceed your expectations with the provocative profile and performance of the robust 16 gauge Peak family of products. Unique drain covers, drain lines in the bowl bottoms, and sleek 5 mm corners bring the beauty of modern minimalist commercial convenience to your home. Linear edges, pop up drain and function-in-the-sink ledges afford the use of bottom grids shelf grids for versatility. **Peak sinks now include one each stainless steel colander and bottom grid.**


Select Peak models are also available in Franke Granite - please see page 42.

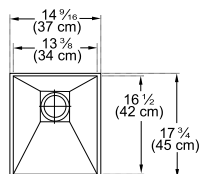


**LEDGE SYSTEM**

**Model Name**  
PKX110-13   
**\$ 1879.00**




Gauge **16**  
Cabinet Size **15" minimum**  
Bowl Depth **9 7/8"**

**Finish**  
  
Stainless Steel  
122.0074.951



**5mm radius covered corners**

**Accessories included**


-  PX-70S Colander **\$209**
-  PX-13S Bottom Grid **\$145**
-  PKXCVR Drain Cover **\$112**

**Accessories optional**


-  FF2880 Faucet **\$1119**
-  SD-880N Soap Dispenser **\$589**
-  FRTWIST-SN **\$230**

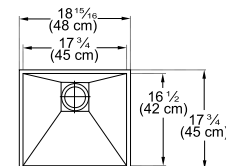


**LEDGE SYSTEM**

**Model Name**  
PKX110-18   
**\$ 2199.00**

Gauge **16**  
Cabinet Size **24" minimum**  
Bowl Depth **9 7/8"**

**Finish**  
  
Stainless Steel  
122.0074.938



**5mm radius covered corners**

**Accessories included**

-  PX-70S Colander **\$209**
-  PX-18S Bottom Grid **\$161**
-  PKXCVR Drain Cover **\$112**

**Accessories optional**

-  PX-40S Cutting Board **\$247**
-  FF2880 Faucet **\$1119**
-  SD-880N Soap Dispenser **\$589**
-  FRTWIST-SN **\$230**

**Templates and chrome strainer kit** supplied with stainless steel sinks. **Waste openings** are standard 3 1/2" (9cm) diameter except where another dimension is noted. **Franke recommends** using template, sink, and accessories when making final cutout.



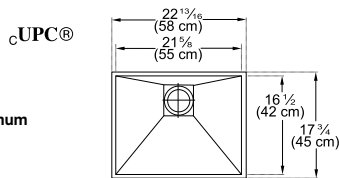
903 Inox Creme Cleanser

# Peak



**LEDGE SYSTEM**

**Model Name**  
PKX110-21  
\$ 2399.00






Gauge **16**  
Cabinet Size **24" minimum**  
Bowl Depth **9 5/8"**

**Finish**  
Stainless Steel  
122.0074.956

5mm radius coved corners

**Accessories included**

-  PX-70S Colander \$209
-  PX-21S Bottom Grid \$202
-  PKXCVR Drain Cover \$112

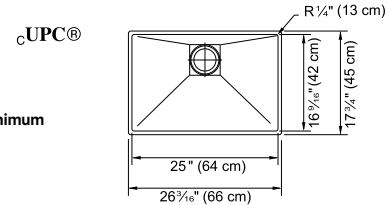
**Accessories optional**

-  PX-40S Cutting Board \$247
-  FF2880 Faucet \$1119
-  SD-880N Soap Dispenser \$589
-  FRTWIST-SN \$230



**LEDGE SYSTEM**

**Model Name**  
PKX110-25  
\$ 2439.00



Gauge **16**  
Cabinet Size **27" minimum**  
Bowl Depth **10"**

**Finish**  
Stainless Steel  
122.0280.465

5mm radius coved corners

**Accessories included**

-  PX-70S Colander \$209
-  PX-25S Bottom Grid \$208
-  PKXCVR Drain Cover \$112

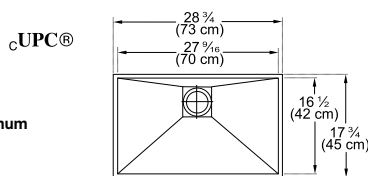
**Accessories optional**

-  PX-40S Cutting Board \$247
-  FF2880 Faucet \$1119
-  SD-880N Soap Dispenser \$589
-  FRTWIST-SN \$230



**LEDGE SYSTEM**

**Model Name**  
PKX110-28  
\$ 2489.00



Gauge **16**  
Cabinet Size **30" minimum**  
Bowl Depth **9 7/8"**

**Finish**  
Stainless Steel  
122.0074.954

5mm radius coved corners

**Accessories included**

-  PX-70S Colander \$209
-  PX-28S Bottom Grid \$217
-  PKXCVR Drain Cover \$112

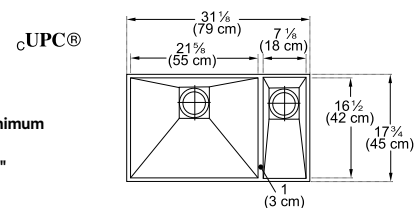
**Accessories optional**

-  PX-40S Cutting Board \$247
-  FF2880 Faucet \$1119
-  SD-880N Soap Dispenser \$589
-  FRTWIST-SN \$230



**LEDGE SYSTEM**

**Model Name**  
PKX160-RH  
\$ 3599.00



Gauge **16**  
Cabinet Size **33" minimum**  
Bowl Depth **9 5/8"**  
Small Bowl Depth **7"**

**Finish**  
Stainless Steel  
122.0080.011

5mm radius coved corners  
RH = Right Hand Side Small Bowl

**Accessories included**

-  PX-70S Colander \$209
-  PX-21S Bottom Grid \$202
-  PKXCVR Drain Cover (x2) \$112

**Accessories optional**

-  PX-40S Cutting Board \$247
-  FF2880 Faucet \$1119
-  SD-880N Soap Dispenser \$589
-  FRTWIST-SN \$230

Templates and chrome strainer kit supplied with stainless steel sinks. Waste openings are standard 3 1/2" (9cm) diameter except where another dimension is noted. Franke recommends using template, sink, and accessories when making final cutout.

# Pescara

22 - 23

Sleek, highly functional, and beautiful to boot, **Franke's newest family of undermount sinks and faucets** boast extreme function and esthetics in equal measure. Pescara single bowl sinks are available in a range of sizes in 18 gauge stainless steel, with square drain covers, sleek 20 mm easy to clean corners, Franke's integral ledge system, and Franke quiet sound dampening.

Transforming the simple sink basin into a serving and entertaining hub is easy when the sink is outfitted with a range of accessories – bottom grids to protect the bowl from scratches, shelf grids to bring the work surface up to counter height, chopping boards for food prep and serving, colander for ice or rinsing, and even a sponge caddy which fits within the sink profile. A family of sinks and accessories that do it all, from prep, to cleanup to hosting a party!



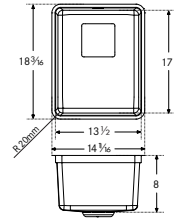
# Pescara



**Model Name**  
PTX110-14-CA **NEW!** cUPC®  
**\$ 659.00**

Gauge **18**  
Cabinet Size **18" minimum**  
Bowl Depth **8"**

**Finish**  
Stainless Steel  
122.0491.561




20mm radius covered corners

**Accessories optional**



**Accessories included**

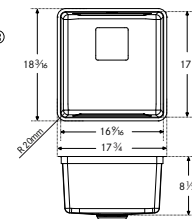


**LEDGE SYSTEM**

**Model Name**  
PTX110-17-CA **NEW!** cUPC®  
**\$ 729.00**

Gauge **18**  
Cabinet Size **21" minimum**  
Bowl Depth **8 1/2"**

**Finish**  
Stainless Steel  
122.0491.562




20mm radius covered corners

**Accessories optional**



**Accessories included**

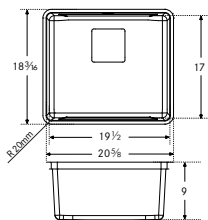


**LEDGE SYSTEM**

**Model Name**  
PTX110-20-CA **NEW!** cUPC®  
**\$ 959.00**

Gauge **18**  
Cabinet Size **24" minimum**  
Bowl Depth **9"**

**Finish**  
Stainless Steel  
122.0491.563




20mm radius covered corners

**Accessories optional**



**Accessories included**

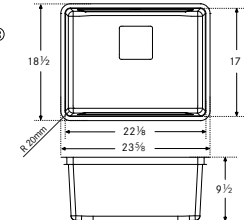


**LEDGE SYSTEM**

**Model Name**  
PTX110-22-CA **NEW!** cUPC®  
**\$ 1079.00**

Gauge **18**  
Cabinet Size **27" minimum**  
Bowl Depth **9 1/2"**

**Finish**  
Stainless Steel  
122.0491.564



20mm radius covered corners

**Accessories optional**




**Accessories included**



**Templates and chrome strainer kit** supplied with stainless steel sinks. **Waste openings** are standard 3 1/2" (9cm) diameter except where another dimension is noted. **Franke recommends** using template, sink, and accessories when making final cutout.



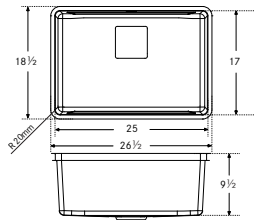


**LEDGE SYSTEM**

**Model Name**  
PTX110-25-CA **NEW!** **\$ 1159.00**

**Gauge 18**  
Cabinet Size **30" minimum**  
Bowl Depth **9 1/2"**

**Finish**  
  
Stainless Steel  
122.0491.565



**20mm radius coved corners**

**Accessories optional**

- PT25-36S Bottom Grid **\$169**
- PT14-31S Shelf Grid **\$159**
- PT-40S Cutting Board **\$229**
- PT-41S Cutting Board **\$219**
- UV-36RM Roller Mat **\$175**
- SP-40S Cutting Mat **\$61**
- PE-70S Colander **\$249**
- FFPD4300 Faucet **\$839**
- SD3100 Soap Dispenser **\$129**
- DW7000C Water Dispenser **\$459**

**Accessories included**

- PKGCVR Drain Cover **\$95**

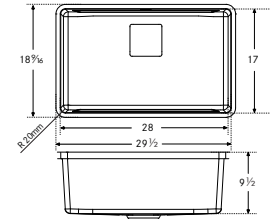


**LEDGE SYSTEM**

**Model Name**  
PTX110-28-CA **NEW!** **\$ 1219.00**

**Gauge 18**  
Cabinet Size **33" minimum**  
Bowl Depth **9 1/2"**

**Finish**  
  
Stainless Steel  
122.0491.566



**20mm radius coved corners**

**Accessories optional**

- PT28-36S Bottom Grid **\$179**
- PT14-31S Shelf Grid **\$159**
- PT-40S Cutting Board **\$229**
- PT-41S Cutting Board **\$219**
- UV-36RM Roller Mat **\$175**
- SP-40S Cutting Mat **\$61**
- PE-70S Colander **\$249**
- FFPD4300 Faucet **\$839**
- SD3100 Soap Dispense **\$129**
- DW7000C Water Dispenser **\$459**

**Accessories included**

- PKGCVR Drain Cover **\$95**

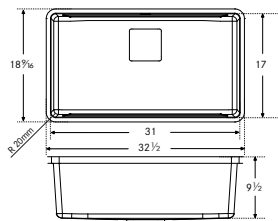


**LEDGE SYSTEM**

**Model Name**  
PTX110-31-CA **NEW!** **\$ 1349.00**

**Gauge 18**  
Cabinet Size **36" minimum**  
Bowl Depth **9 1/2"**

**Finish**  
  
Stainless Steel  
122.0491.567



**20mm radius coved corners**

**Accessories optional**

- PT31-36S Bottom Grid **\$189**
- PT14-31S Shelf Grid **\$159**
- PT-40S Cutting Board **\$229**
- PT-41S Cutting Board **\$219**
- UV-36RM Roller Mat **\$175**
- SP-40S Cutting Mat **\$61**
- PE-70S Colander **\$249**
- FF4400 Faucet **\$679**
- SD3100 Soap Dispenser **\$129**
- DW7000C Water Dispenser **\$459**

**Accessories included**

- PKGCVR Drain Cover **\$95**

**Templates and chrome strainer kit** supplied with stainless steel sinks. **Waste openings** are standard 3 1/2" (9cm) diameter except where another dimension is noted. **Franke recommends** using template, sink, and accessories when making final cutout.



# Professional Series 2.0

How do you improve on a good thing? At Franke we believe that you take what you have learned, listen to what your customer is asking for, then mesh the two for a product that truly delivers **luxury, quality and value**. This is how PROFESSIONAL SERIES 2.0 has evolved, and we think you will be pleased with the result! As with the first generation of Professional Series sinks, Professional Series 2.0 is a collection of heavy 16 gauge stainless steel single and double bowl sinks, with tight radius corners, with in-the-bowl accessories included. Big, deep sinks, with an array of tools for everything your professional chefs at home can dish out - **Franke Wonderful!**




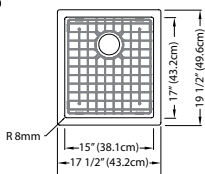
PS2X110-21-CA and FF2800 shown



**Model Name**  
PS2X110-15-CA **NEW!**   
**\$ 1619.00**



Gauge **16**  
Cabinet Size **18" minimum**  
Bowl Depth **8"**

**Finish**  
  
Stainless Steel  
122.0528.555








**8mm radius covered corners**

**Accessories included**

-  PS2-15-36S Bottom Grid **\$159**
-  RND-CVR Drain Cover **\$95**


**Accessories optional**

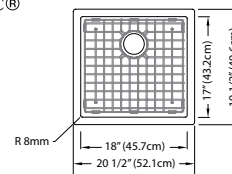
-  PS2-40 Cutting Board **\$249**
-  RM18S Roll Mat **\$169**
-  PS2-70S Colander **\$219**
-  FF5280 Faucet **\$899**
-  SD5280 Soap Dispenser **\$199**



**Model Name**  
PS2X110-18-CA **NEW!**   
**\$ 1679.00**



Gauge **16**  
Cabinet Size **21" minimum**  
Bowl Depth **10"**

**Finish**  
  
Stainless Steel  
122.0528.557








**8mm radius covered corners**

**Accessories included**

-  PS2-18-36S Bottom Grid **\$169**
-  RND-CVR Drain Cover **\$95**

**Accessories optional**


-  PS2-40 Cutting Board **\$249**
-  RM18S Roll Mat **\$169**
-  PS2-70S Colander **\$219**
-  FF5280 Faucet **\$899**
-  SD5280 Soap Dispenser **\$199**

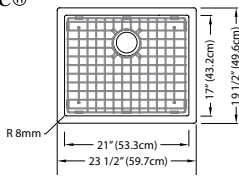
**Templates and chrome strainer kit** supplied with stainless steel sinks. **Waste openings** are standard 3 1/2" (9cm) diameter except where another dimension is noted. **Franke recommends** using template, sink, and accessories when making final cutout.



**Model Name**  
PS2X110-21-CA **NEW!** 

**\$ 1719.00**  
Gauge **16**  
Cabinet Size **24" minimum**  
Bowl Depth **10"**

**Finish**  
  
Stainless Steel  
122.0528.558



**8mm radius covered corners**

**Accessories included**

-  PS2-21-36S Bottom Grid **\$209**
-  RND-CVR Drain Cover **\$95**


**Accessories optional**

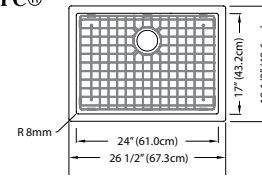
-  PS2-40 Cutting Board **\$249**
-  RM18S Roll Mat **\$169**
-  PS2-70S Colander **\$219**
-  FF5280 Faucet **\$899**
-  SD5280 Soap Dispenser **\$199**



**Model Name**  
PS2X110-24-CA **NEW!** 



**\$ 1799.00**  
Gauge **16**  
Cabinet Size **27" minimum**  
Bowl Depth **10"**

**Finish**  
  
Stainless Steel  
122.0528.559





**8mm radius covered corners**

**Accessories included**

-  PS2-24-36S Bottom Grid **\$219**
-  RND-CVR Drain Cover **\$95**


**Accessories optional**

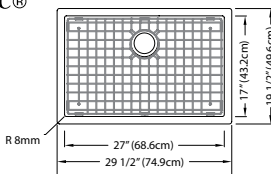
-  PS2-40 Cutting Board **\$249**
-  RM18S Roll Mat **\$169**
-  PS2-70S Colander **\$219**
-  FF5280 Faucet **\$899**
-  SD5280 Soap Dispenser **\$199**



**Model Name**  
PS2X110-27-CA **NEW!** 



**\$ 1979.00**  
Gauge **16**  
Cabinet Size **30" minimum**  
Bowl Depth **10"**

**Finish**  
  
Stainless Steel  
122.528.560




**8mm radius covered corners**

**Accessories included**

-  PS2-27-36S Bottom Grid **\$249**
-  RND-CVR Drain Cover **\$95**


**Accessories optional**

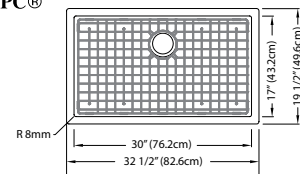
-  PS2-40 Cutting Board **\$249**
-  RM18S Roll Mat **\$169**
-  PS2-70S Colander **\$219**
-  FF5280 Faucet **\$899**
-  SD5280 Soap Dispenser **\$199**



**Model Name**  
PS2X110-30-CA **NEW!** 

**\$ 2079.00**  
Gauge **16**  
Cabinet Size **33" minimum**  
Bowl Depth **10"**

**Finish**  
  
Stainless Steel  
122.0528.601



**8mm radius covered corners**

**Accessories included**

-  PS2-30-36S Bottom Grid **\$279**
-  RND-CVR Drain Cover **\$95**

**Accessories optional**

-  PS2-40 Cutting Board **\$249**
-  RM18S Roll Mat **\$169**
-  PS2-70S Colander **\$219**
-  FF5280 Faucet **\$899**
-  SD5280 Soap Dispenser **\$199**

**Templates and chrome strainer kit** supplied with stainless steel sinks. **Waste openings** are standard 3 1/2" (9cm) diameter except where another dimension is noted. **Franke recommends** using template, sink, and accessories when making final cutout.



# Professional Series 2.0

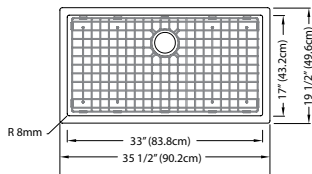


**Model Name**  
PS2X110-33-CA **NEW!** cUPC®  
\$ 2279.00

Gauge **16**  
Cabinet Size **36" minimum**  
Bowl Depth **10"**

**Finish**

Stainless Steel  
122.0528.602

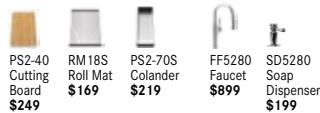


**8mm radius covered corners**

**Accessories included**



**Accessories optional**

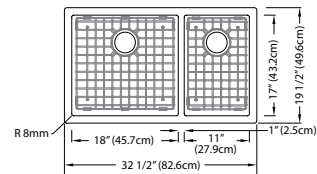


**Model Name**  
PS2X160-18-11-CA **NEW!** cUPC®  
\$ 2399.00

Gauge **16**  
Cabinet Size **33" minimum**  
Bowl Depth **10"**  
Small Bowl Depth **8"**

**Finish**

Stainless Steel  
122.0528.603


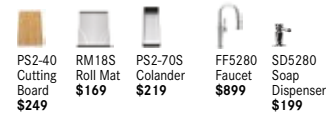


**8mm radius covered corners**

**Accessories included**



**Accessories optional**

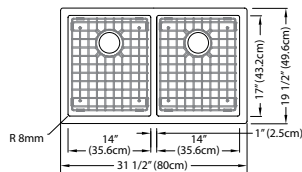


**Model Name**  
PS2X120-14-14-CA **NEW!** cUPC®  
\$ 2399.00

Gauge **16**  
Cabinet Size **33" minimum**  
Bowl Depth **10"**

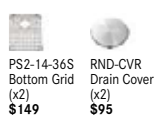
**Finish**

Stainless Steel  
122.0528.604

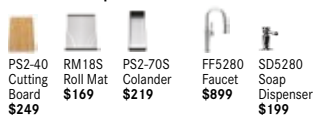


**8mm radius covered corners**

**Accessories included**



**Accessories optional**

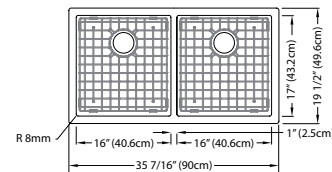


**Model Name**  
PS2X120-16-16-CA **NEW!** cUPC®  
\$ 2519.00

Gauge **16**  
Cabinet Size **36" minimum**  
Bowl Depth **10"**

**Finish**

Stainless Steel  
122.0528.605



**8mm radius covered corners**

**Accessories included**



**Accessories optional**



**Templates and chrome strainer kit** supplied with stainless steel sinks. **Waste openings** are standard 3 1/2" (9cm) diameter except where another dimension is noted. **Franke recommends** using template, sink, and accessories when making final cutout.

# Professional Series

28 - 29

Premier professional sinks at home? It's yours with Franke's Professional 18 gauge stainless steel series. Be exhilarated by the enormously deep bowls, ultra slim profile and extremely narrow bowl partitions, engineered to maximize internal sink space. These vigorous commercial grade models will stand up daily duty, all the while standing out as a key design element in your kitchen.



LEDGE SYSTEM



LEDGE SYSTEM

**Model Name**

PSX110-30



**Limited Availability**  
\$ 1759.00

Gauge 16

Cabinet Size 33" minimum

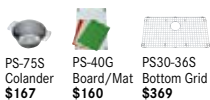
Bowl Depth 10"

**Finish**



Stainless Steel  
122.0274.296

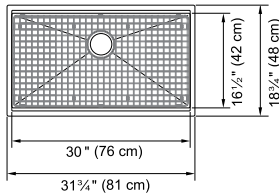
**Accessories included**



PS-75S  
Colander  
\$167

PS-40G  
Board/Mat  
\$160

PS30-36S  
Bottom Grid  
\$369



10mm radius coved corners

**Accessories optional**



FFPD3180  
Faucet  
\$869

902-SN  
Soap  
Dispenser  
\$239

**Model Name**

PSX110-33



**Limited Availability**  
\$ 1999.00

Gauge 16

Cabinet Size 36" minimum

Bowl Depth 10"

**Finish**



Stainless Steel  
122.0274.295

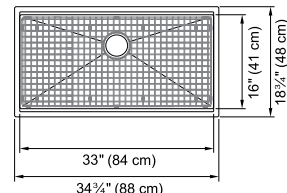
**Accessories included**



PS-75S  
Colander  
\$167

PS-40G  
Board/Mat  
\$160

PS33-36S  
Bottom Grid  
\$389



10mm radius coved corners

**Accessories optional**



FFPD3180  
Faucet  
\$869

902-SN  
Soap  
Dispenser  
\$239

Templates and chrome strainer kit supplied with stainless steel sinks. Waste openings are standard 3 1/2" (9cm) diameter except where another dimension is noted. Franke recommends using template, sink, and accessories when making final cutout.



903 Inox Creme Cleanser



**LEDGE SYSTEM**

**Model Name**

PSX120-29

**Limited Availability**

**\$ 2389.00**

Gauge **16**

Cabinet Size **33" minimum**

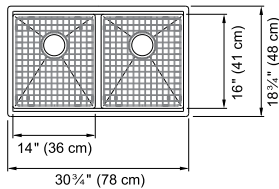
Bowl Depth **9"**

**Finish**



Stainless Steel  
122.0274.297

cUPC®



**10mm radius covered corners**

**Accessories included**



PS-75S  
Colander  
**\$167**



PS-40G  
Board/Mat  
**\$160**



PS14-36S  
Bottom Grid  
**\$172**

**Accessories optional**



FFPD3180  
Faucet  
**\$869**



902-SN  
Soap  
Dispenser  
**\$239**



**LEDGE SYSTEM**

**Model Name**

PSX120-33

**Limited Availability**

**\$ 2489.00**

Gauge **16**

Cabinet Size **36" minimum**

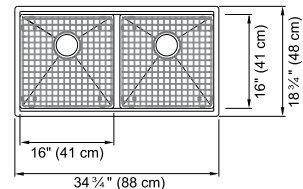
Bowl Depth **9"**

**Finish**



Stainless Steel  
122.0274.298

cUPC®



**10mm radius covered corners**

**Accessories included**



PS-75S  
Colander  
**\$167**



PS-40G  
Board/Mat  
**\$160**



PS16-36S  
Bottom Grid  
**\$199**

**Accessories optional**



FFPD3180  
Faucet  
**\$869**



902-SN  
Soap  
Dispenser  
**\$239**



**LEDGE SYSTEM**

**Model Name**

PSX160-30RH

**Limited Availability**

**\$ 2209.00**

Gauge **16**

Cabinet Size **33" minimum**

Bowl Depth **9"**

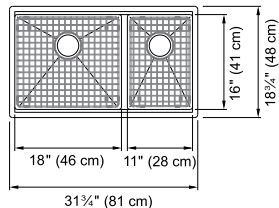
Small Bowl Depth **8"**

**Finish**



Stainless Steel  
122.0274.300

cUPC®



**10mm radius covered corners**

**Accessories included**



PS-75S  
Colander  
**\$167**



PS-40G  
Board/Mat  
**\$160**



PS11-36S  
Bottom Grid  
**\$174**



PS18-36S  
Bottom Grid  
**\$246**

**Accessories optional**



FFPD3180  
Faucet  
**\$869**



902-SN  
Soap  
Dispenser  
**\$239**

**Templates and chrome strainer kit** supplied with stainless steel sinks. **Waste openings** are standard 3 1/2" (9cm) diameter except where another dimension is noted. **Franke recommends** using template, sink, and accessories when making final cutout.

# Professional Series

30 - 31

Premier professional sinks at home? It's yours with Franke's Professional 16 gauge stainless steel series. Be exhilarated by the enormously deep bowls, ultra slim profile and extremely narrow bowl partitions, engineered to maximize internal sink space. These vigorous commercial grade models will stand up daily duty, all the while standing out as a key design element in your kitchen.



PSX120309/16BG shown.



**Model Name**  
PSX1102110/16BG  
**Limited Availability**  
\$ 1719.00

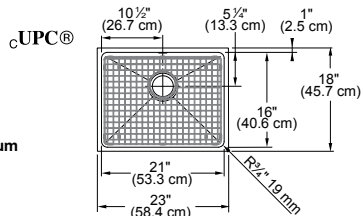
Gauge 16  
Cabinet Size **24" minimum**  
Bowl Depth **9 7/8"**

**Finish**  
  
Stainless Steel  
122.0174.490

**Accessories included**



PS21-36S  
Bottom Grid  
\$284



19mm radius coved corners

**Accessories optional**



PS12-50S Dish Drainer \$141  
PS-40S Cutting Board \$214  
FFPD3180 Faucet \$869  
902-SN Soap Dispenser \$239

**Model Name**  
PSX1102710/16BG  
**Limited Availability**  
\$ 1859.00

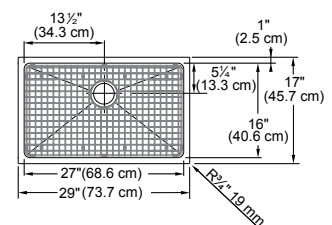
Gauge 16  
Cabinet Size **30" minimum**  
Bowl Depth **9 7/8"**

**Finish**  
  
Stainless Steel  
122.0174.491

**Accessories included**



PS27-36S  
Bottom Grid  
\$339



19mm radius coved corners

**Accessories optional**



PS12-50S Dish Drainer \$141  
PS-40S Cutting Board \$214  
FFPD3180 Faucet \$869  
902-SN Soap Dispenser \$239

**Templates** and **chrome strainer kit** supplied with stainless steel sinks. **Waste openings** are standard 3 1/2" (9cm) diameter except where another dimension is noted. **Franke recommends** using template, sink, and accessories when making final cutout.



903 Inox Creme Cleanser

# Professional Series



**Model Name**  
PSX1103010/16BG **cUPC®**  
**Limited Availability**  
**\$ 1929.00**

Gauge **16**  
Cabinet Size **33" minimum**  
Bowl Depth **9 7/8"**

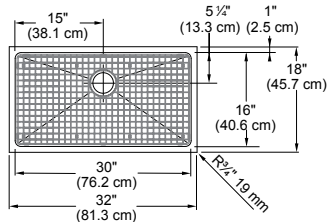
**Finish**

Stainless Steel  
122.0174.484

**Accessories included**



PS30-36S  
Bottom Grid  
**\$369**



**19mm radius coved corners**

**Accessories optional**



PS12-50S  
Dish Drainer  
**\$141**



PS-40S  
Cutting Board  
**\$214**



FFPD3180  
Faucet  
**\$869**



902-SN  
Soap Dispenser  
**\$239**



**Model Name**  
PSX120309/16BG **cUPC®**  
**Limited Availability**  
**\$ 2379.00**

Gauge **16**  
Cabinet Size **33" minimum**  
Bowl Depth **9"**  
Small Bowl Depth **8"**

**Finish**

Stainless Steel  
122.0174.492

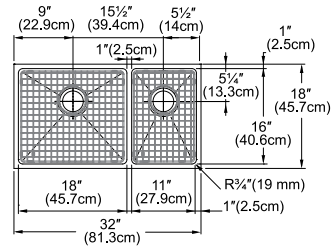
**Accessories included**



PS11-36S  
Bottom Grid  
**\$174**



PS18-36S  
Bottom Grid  
**\$246**



**19mm radius coved corners**

**Accessories optional**



PS12-50S  
Dish Drainer  
**\$141**



PS-40S  
Cutting Board  
**\$214**



FFPD3180  
Faucet  
**\$869**



902-SN  
Soap Dispenser  
**\$239**



**Model Name**  
PSX120339/16BG **cUPC®**  
**Limited Availability**  
**\$ 2749.00**

Gauge **16**  
Cabinet Size **36" minimum**  
Bowl Depth **9"**

**Finish**

Stainless Steel  
122.0174.494

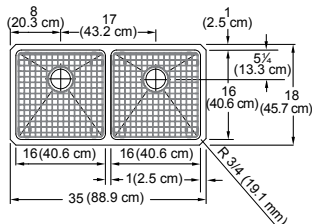
**Accessories included**



PS16-36S  
Bottom Grid  
**\$199**



PS16-36S  
Bottom Grid  
**\$199**



**19mm radius coved corners**

**Accessories optional**



PS12-50S  
Dish Drainer  
**\$141**



PS-40S  
Cutting Board  
**\$214**



FFPD3180  
Faucet  
**\$869**



902-SN  
Soap Dispenser  
**\$239**

**Templates and chrome strainer kit** supplied with stainless steel sinks. **Waste openings** are standard 3 1/2" (9cm) diameter except where another dimension is noted. **Franke recommends** using template, sink, and accessories when making final cutout.



# Regatta/Rotondo


With gracefully, sweeping profiles, with generous proportions, Regatta sinks feature **read drains for more cabinet space below the counter**, and lustrous easy to care for finishes. And when paired with fabulous Franke accessories, Regatta is a wonderful choice for a busy home!



RGX160 shown

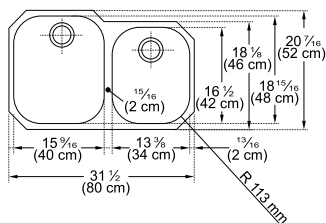


**Model Name**  
Regatta RGX160  
**\$ 1359.00**



Gauge **18**  
Cabinet Size **33" minimum**  
Bowl Depth **9"**  
Small Bowl Depth **6 7/8"**


**Finish**  
Stainless Steel  
122.0066.790



**Accessories optional**

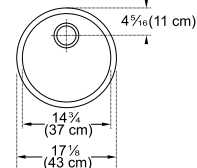
-   
RG-36S  
Bottom Grid  
**\$115**
-   
RG-36S-RH  
Bottom Grid  
**\$144**
-   
CP-50C  
Dish Drainer  
**\$279**
-   
FFPD3180  
Faucet  
**\$869**
-   
902-SN  
Soap  
Dispenser  
**\$239**

**Model Name**  
Rotondo RBX110  
**\$ 529.00**




Gauge **20**  
Cabinet Size **18" minimum**  
Bowl Depth **6 9/16"**

**Finish**  
Stainless Steel  
101.0067.342



**Accessories optional**

-   
RBN-50C  
Basket  
**\$166**
-   
FFPD3180  
Faucet  
**\$869**

**Templates and chrome strainer kit** supplied with stainless steel sinks. **Waste openings** are standard 3 1/2" (9cm) diameter except where another dimension is noted. **Franke recommends** using template, sink, and accessories when making final cutout.



# Techna

Franke TECHNA models offer the latest in sleek, minimalist, hand-crafted design, combined with robust 18 gauge stainless steel. Featuring an easy to clean satin finish and 10 mm radius bowl corners, all TECHNA undermount sinks are **shipped complete with waste fittings**, and backed with Franke's Lifetime warranty.

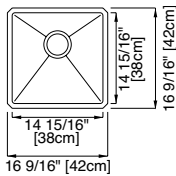



TCX110-29 with FF4400 shown



**Model Name**  
TCX110-15 **NEW!**  **\$ 599.00**






Gauge **18**  
Cabinet Size **18" minimum**  
Bowl Depth **8"**



**Finish**  
  
Stainless Steel  
122.0435.834

10mm radius covered corners

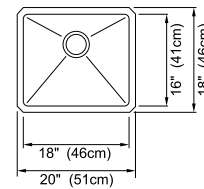
**Accessories optional**


-  PS15-36S Bottom Grid **\$188**
-  PS-40S Cutting Board **\$214**
-  UV-36RM Roll Mat **\$175**
-  FF3880 Faucet **\$739**
-  902-SN Soap Dispenser **\$239**



**Model Name**  
TCX110-18  **\$ 659.00**

Gauge **18**  
Cabinet Size **21" minimum**  
Bowl Depth **9"**




**Finish**  
  
Stainless Steel  
122.0295.852

10mm radius covered corners

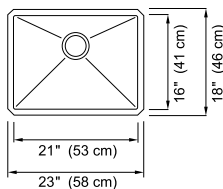
**Accessories optional**


-  PS18-36S Bottom Grid **\$246**
-  PS12-50S Dish Drainer **\$141**
-  PS-40S Cutting Board **\$214**
-  UV-36RM Roll Mat **\$175**
-  FFPD3180 Faucet **\$869**
-  902-SN Soap Dispenser **\$239**



**Model Name**  
TCX110-21  **\$ 749.00**






Gauge **18**  
Cabinet Size **24" minimum**  
Bowl Depth **9"**




**Finish**  
  
Stainless Steel  
122.0295.857

10mm radius covered corners

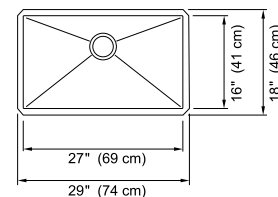
**Accessories optional**


-  PS21-36S Bottom Grid **\$284**
-  PS12-50S Dish Drainer **\$141**
-  PS-40S Cutting Board **\$214**
-  UV-36RM Roll Mat **\$175**
-  FFPD3180 Faucet **\$869**
-  902-SN Soap Dispenser **\$239**



**Model Name**  
TCX110-27  **\$ 879.00**

Gauge **18**  
Cabinet Size **30" minimum**  
Bowl Depth **9"**



**Finish**  
  
Stainless Steel  
122.0295.871

10mm radius covered corners

**Accessories optional**

-  PS27-36S Bottom Grid **\$339**
-  PS12-50S Dish Drainer **\$141**
-  PS-40S Cutting Board **\$214**
-  UV-36RM Roll Mat **\$175**
-  FFPD3180 Faucet **\$869**
-  902-SN Soap Dispenser **\$239**

**Templates and chrome strainer kit** supplied with stainless steel sinks. **Waste openings** are standard 3 1/2" (9cm) diameter except where another dimension is noted. **Franke recommends** using template, sink, and accessories when making final cutout.



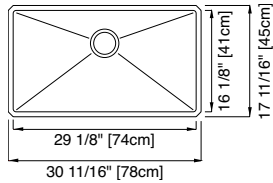
903 Inox Creme Cleanser

# Techna



**Model Name**  
 TCX110-29 **NEW!** cUPC®  
**\$919.00**

Gauge **18**  
 Cabinet Size **33" minimum**  
 Bowl Depth **9"**



**Finish**  
  
 Stainless Steel  
 122.0435.841

**10mm radius coved corners**

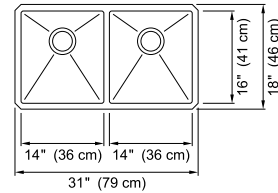
**Accessories optional**

- PS29-36S  
Bottom Grid  
**\$359**
- PS-40S  
Cutting Board  
**\$214**
- UV-36RM  
Roll Mat  
**\$175**
- FFP3450  
Faucet  
**\$629**
- LB13250  
Hot & Cold  
Dispenser  
**\$599**
- 902-SN  
Soap  
Dispenser  
**\$239**



**Model Name**  
 TCX120-29 cUPC®  
**\$1169.00**

Gauge **18**  
 Cabinet Size **33" minimum**  
 Bowl Depth **9"**



**Finish**  
  
 Stainless Steel  
 122.0295.881

**10mm radius coved corners**

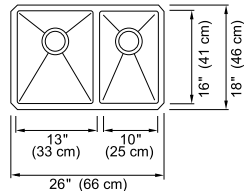
**Accessories optional**

- PS14-36S  
Bottom Grid  
**\$172**
- PS14-36S  
Bottom Grid  
**\$172**
- PS12-50S  
Dish Drainer  
**\$141**
- PS-40S  
Cutting Board  
**\$214**
- UV-36RM  
Roll Mat  
**\$175**
- FFPD3180  
Faucet  
**\$869**
- 902-SN  
Soap  
Dispenser  
**\$239**



**Model Name**  
 TCX160-24RH cUPC®  
**\$1129.00**

Gauge **18**  
 Cabinet Size **27" minimum**  
 Bowl Depth **9"**



**Finish**  
  
 Stainless Steel  
 122.0295.890

**10mm radius coved corners**  
**RH = Right Hand Side Small Bowl**

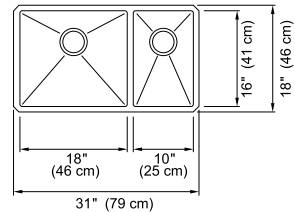
**Accessories optional**

- PS13-36S  
Bottom Grid  
**\$197**
- PS10-36S  
Bottom Grid  
**\$174**
- PS12-50S  
Dish Drainer  
**\$141**
- PS-40S  
Cutting Board  
**\$214**
- UV-36RM  
Roll Mat  
**\$175**
- FFPD3180  
Faucet  
**\$869**
- 902-SN  
Soap  
Dispenser  
**\$239**



**Model Name**  
 TCX160-29RH cUPC®  
**\$1209.00**

Gauge **18**  
 Cabinet Size **33" minimum**  
 Bowl Depth **9"**



**Finish**  
  
 Stainless Steel  
 122.0295.896


**10mm radius coved corners**  
**RH = Right Hand Side Small Bowl**

**Accessories optional**


- PS18-36S  
Bottom Grid  
**\$246**
- PS10-36S  
Bottom Grid  
**\$174**
- PS12-50S  
Dish Drainer  
**\$141**
- PS-40S  
Cutting Board  
**\$214**
- UV-36RM  
Roll Mat  
**\$175**
- FFPD3180  
Faucet  
**\$869**
- 902-SN  
Soap  
Dispenser  
**\$239**

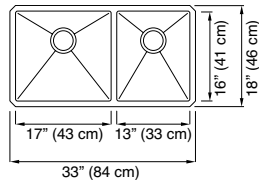
**Templates and chrome strainer kit** supplied with stainless steel sinks. **Waste openings** are standard 3 1/2" (9cm) diameter except where another dimension is noted. **Franke recommends** using template, sink, and accessories when making final cutout.



**Model Name**  
 TCX160-31RH   
**\$1239.00**

Gauge **18**  
 Cabinet Size **36" minimum**  
 Bowl Depth **9"**

**Finish**  
  
 Stainless Steel  
 122.0485.841



**10mm radius coved corners**  
**RH = Right Hand Side Small Bowl**

**Accessories optional**

- |   |   |   |   |   |   |   |
|---|---|---|---|---|---|---|
|  |  |  |  |  |  |  |
| PS17-36S<br>Bottom Grid<br><b>\$224</b>   | PS13-36S<br>Bottom Grid<br><b>\$197</b>   | PS12-50S<br>Drain<br>Basket<br><b>\$141</b>                                       | PS-40S<br>Cutting<br>Board<br><b>\$214</b>  | UV-36RM<br>Roll Mat<br><b>\$175</b>   | FFPD3180<br>Faucet<br><b>\$869</b>  | 902-SN<br>Soap<br>Dispenser<br><b>\$239</b>                                       |



# Laundry Utility

Function does not have to trump style and good looks when you **add a stainless steel sink to the laundry room**. Franke strikes a bold profile in 16 and 18 gauge single bowl undermount laundry sinks with extra large capacity 10 and 12 inch deep bowls, suited to standard 27" and 33" cabinets. Why, we even offer corrosion resistant type 316 models, complete with type 316 waste fittings! Franke utility at its beautiful best!



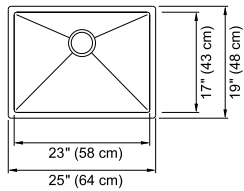
LRX110-2312-316 with FF3800 shown



**Model Name**  
LRX110-2310-316 **NEW!** cUPC®  
**\$ 849.00**

Gauge **18 Type 316**  
Cabinet Size **27" minimum**  
Bowl Depth **10"**

**Finish**  
  
Stainless Steel  
122.0274.293



**10mm radius coved corners**

**Accessories optional**



PS23-36S  
Bottom Grid  
**\$299**



FFP3100  
Faucet  
**\$589**



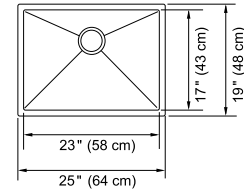
902-SN  
Soap  
Dispenser  
**\$239**



**Model Name**  
LRX110-2312-316 **NEW!** cUPC®  
**\$ 969.00**

Gauge **18 Type 316**  
Cabinet Size **27" minimum**  
Bowl Depth **12"**

**Finish**  
  
Stainless Steel  
122.0274.294



**10mm radius coved corners**

**Accessories optional**



PS23-36S  
Bottom Grid  
**\$299**



FFP3100  
Faucet  
**\$589**



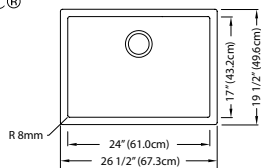
902-SN  
Soap  
Dispenser  
**\$239**



**Model Name**  
PS2X110-24-12-CA **NEW!** cUPC®  
**\$ 1859.00**

Gauge **16**  
Cabinet Size **27" minimum**  
Bowl Depth **12"**

**Finish**  
  
Stainless Steel  
122.0528.606



**8mm radius coved corners**

**Accessories included**



RND-CVR  
Drain Cover  
**\$95**

**Accessories optional**



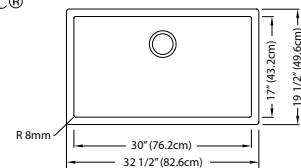
FFP3100  
Faucet  
**\$589**



**Model Name**  
PS2X110-30-12-CA **NEW!** cUPC®  
**\$ 2159.00**

Gauge **16**  
Cabinet Size **33" minimum**  
Bowl Depth **12"**

**Finish**  
  
Stainless Steel  
122.0528.607



**8mm radius coved corners**

**Accessories included**



RND-CVR  
Drain Cover  
**\$95**

**Accessories optional**



FFP3100  
Faucet  
**\$589**

**Templates and chrome strainer kit** supplied with stainless steel sinks. **Waste openings** are standard 3 1/2" (9cm) diameter except where another dimension is noted. **Franke recommends** using template, sink, and accessories when making final cutout.




903 Inox Creme Cleanser

# Franke Granite Sinks

## Franke Granite - the jewel in your kitchen

Beauty is even better when it's durable. Franke granite sinks are both beautiful and robust, as a result of their 80% granite content, which is suspended in quality resin for color throughout that is highly resistant to scratches, chips, thermal shock and stains.

Franke's unique granite sinks also include Sanitized® compounds that help keep your sink clean and hygienic even between regular cleanings, and a smooth Durakleen® finish to ensure quick and easy cleanup every time.




Champagne




Espresso



Onyx



**NEW!** Shadow Grey



Storm



KBG110-310N and FF3801 shown



# Peak

If stainless isn't your first choice for the kitchen, consider one of the nature inspired Franke Granite hues. Rich, robust and color matched to optional Franke faucets, the look is simply fabulous! Extreme durability meets iconic Franke style and practicality with Peak Granite sinks. With the addition of Peak roller mats, you'll revel in all of the multi-level work spaces for washing, prep and air drying.



PKG110-31ON and FF2880 shown



**PKG110-31**

Granite Composite  
Cabinet Size **36" recommended minimum**  
to accept sink bowl.  
Bowl Depth **9 1/2"**

**LEDGE SYSTEM**

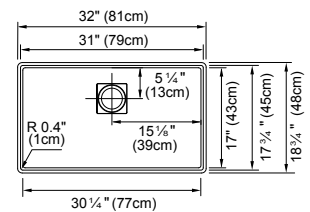


#### Finish

- Champagne **\$ 859.00**
- Espresso **\$ 859.00**
- Onyx **\$ 859.00**
- Shadow Grey **NEW!** **\$ 859.00**
- Storm **\$ 859.00**

#### FUN

- PKG110-31CH 125.0394.664
- PKG110-31ES 125.0394.665
- PKG110-31ON 125.0394.666
- PKG110-31SG 125.0508.024
- PKG110-31SM 125.0394.668



#### Accessories included



#### Accessories optional



**PKG160**

Granite composite  
Cabinet Size **36" recommended minimum**  
to accept sink bowl.  
Bowl Depth **9 1/2"**

**LEDGE SYSTEM**

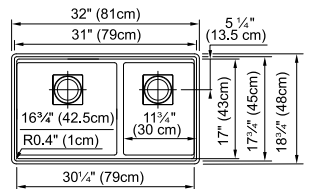


#### Finish

- Champagne **\$ 959.00**
- Espresso **\$ 959.00**
- Onyx **\$ 959.00**
- Shadow Grey **NEW!** **\$ 959.00**
- Storm **\$ 959.00**

#### FUN

- PKG160CH 125.0394.669
- PKG160ES 125.0394.670
- PKG160ON 125.0394.791
- PKG160SG 125.0508.025
- PKG160SM 125.0394.793



#### Accessories included



#### Accessories optional



**Templates** and **chrome strainer kit** supplied with stainless steel sinks. **Waste openings** are standard 3 1/2" (9cm) diameter except where another dimension is noted. **Franke recommends** using template, sink, and accessories when making final cutout.

The Franke ORCA granite undermount sink provides exceptional workability and a softer aesthetic within your kitchen. The unique Franke integral ledge raises the work surface to a comfortable height.



ORG110ES. FF3550 and LB7170 shown



### ORG110



Granite Composite  
Cabinet Size **36" recommended minimum to accept sink bowl.**  
Bowl Depth **9"**

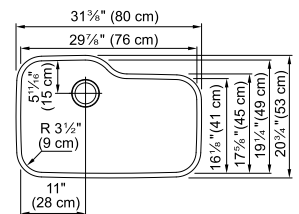


### Finish

- Champagne \$ **959.00**
- Espresso \$ **959.00**
- Onyx \$ **959.00**
- Shadow Grey **NEW!** \$ **959.00**
- Storm \$ **959.00**

### FUN

- |          |              |
|----------|--------------|
| ORG110CH | 125.0394.794 |
| ORG110ES | 125.0394.795 |
| ORG110ON | 125.0394.796 |
| ORG110SG | 125.0508.026 |
| ORG110SM | 125.0394.798 |



### Accessories optional

- |                                  |                                  |                                |                                    |                               |                           |
|----------------------------------|----------------------------------|--------------------------------|------------------------------------|-------------------------------|---------------------------|
|                                  |                                  |                                |                                    |                               |                           |
| OC-31S-LH<br>Shelf Grid<br>\$154 | OC-31S-RH<br>Shelf Grid<br>\$154 | OC-36S<br>Bottom Grid<br>\$193 | OC-45SP<br>Board/Colander<br>\$399 | OC-60S<br>Drain Tray<br>\$166 | FF3805<br>Faucet<br>\$669 |

Templates and chrome strainer kit supplied with stainless steel sinks. Waste openings are standard 3 1/2" (9cm) diameter except where another dimension is noted. Franke recommends using template, sink, and accessories when making final cutout.

# Kubus



KBG110-31ON and FF3801 shown

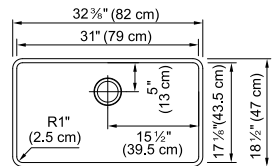


## KBG110-31



Granite Composite  
Cabinet Size **36"** recommended minimum  
to accept sink bowl.  
Bowl Depth **9 1/2"**

Finish	FUN
Champagne \$ 709.00	KBG110-31CH 125.0394.799
Espresso \$ 709.00	KBG110-31ES 125.0394.800
Onyx \$ 709.00	KBG110-31ON 125.0394.801
Shadow Grey <b>NEW!</b> \$ 709.00	KBG110-31SG 125.0508.028
Storm \$ 709.00	KBG110-31SM 125.0394.803



### Accessories optional

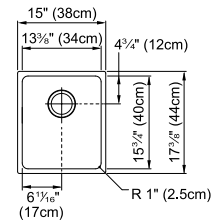


## KBG110-13

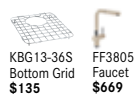


Granite Composite  
Cabinet Size **18"** recommended minimum  
to accept sink bowl.  
Bowl Depth **7 7/8"**

Finish	FUN
Champagne \$ 509.00	KBG110-13CH 125.0394.804
Espresso \$ 509.00	KBG110-13ES 125.0394.805
Onyx \$ 509.00	KBG110-13ON 125.0394.806
Shadow Grey <b>NEW!</b> \$ 509.00	KBG110-13SG 125.0508.027
Storm \$ 509.00	KBG110-13SM 125.0394.808



### Accessories optional



**Templates** and **chrome strainer kit** supplied with stainless steel sinks. **Waste openings** are standard 3 1/2" (9cm) diameter except where another dimension is noted. **Franke recommends** using template, sink, and accessories when making final cutout.

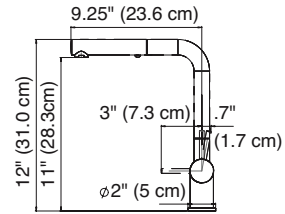
# Color Matched Faucets



**Model Name**  
FF3801  
**Finish**  
Onyx  
115.0384.423  
**\$ 669.00**



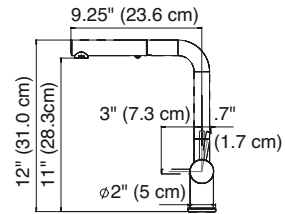
**1 Hole Pull Out**  
Flow Rate: **1.75 gpm**  
Spray Function: **Toggle**  
Spray Type: **Full & Needle**  
Spout Swivel Range: **360°**  
Cartridge: **35 mm ceramic**  
Check Valve: **Integrated Double**  
Countertop Hole Dimension: **1 3/8"**



**Model Name**  
FF3802  
**Finish**  
Espresso  
115.0384.424  
**\$ 669.00**



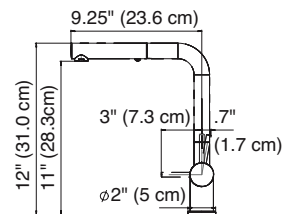
**1 Hole Pull Out**  
Flow Rate: **1.75 gpm**  
Spray Function: **Toggle**  
Spray Type: **Full & Needle**  
Spout Swivel Range: **360°**  
Cartridge: **35 mm ceramic**  
Check Valve: **Integrated Double**  
Countertop Hole Dimension: **1 3/8"**



**Model Name**  
FF3803  
**Finish**  
Storm  
115.0384.425  
**\$ 669.00**



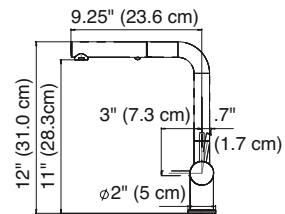
**1 Hole Pull Out**  
Flow Rate: **1.75 gpm**  
Spray Function: **Toggle**  
Spray Type: **Full & Needle**  
Spout Swivel Range: **360°**  
Cartridge: **35 mm ceramic**  
Check Valve: **Integrated Double**  
Countertop Hole Dimension: **1 3/8"**



**Model Name**  
FF3807 **NEW!**  
**Finish**  
Shadow Grey  
115.0373.889  
**\$ 669.00**



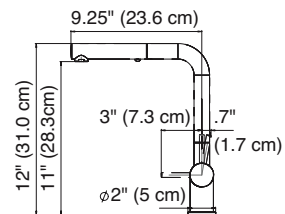
**1 Hole Pull Out**  
Flow Rate: **1.75 gpm**  
Spray Function: **Toggle**  
Spray Type: **Full & Needle**  
Spout Swivel Range: **360°**  
Cartridge: **35 mm ceramic**  
Check Valve: **Integrated Double**  
Countertop Hole Dimension: **1 3/8"**



**Model Name**  
FF3805  
**Finish**  
Champagne  
115.0384.427  
**\$ 669.00**




**1 Hole Pull Out**  
Flow Rate: **1.75 gpm**  
Spray Function: **Toggle**  
Spray Type: **Full & Needle**  
Spout Swivel Range: **360°**  
Cartridge: **35 mm ceramic**  
Check Valve: **Integrated Double**  
Countertop Hole Dimension: **1 3/8"**



# Franke Fireclay Sinks

Similar to a pristine piece of pottery, but far more durable, Franke's Fireclay sinks meld modern technology and innovative design to create a contemporary kitchen showpiece. Resilient, robust, resistant to scratches and chemicals every piece is unique. Franke Fireclay surface is sanitary and silky smooth for ease of cleaning. Reminiscent of your grandmother's kitchen, but engineered to today's quality standards for a thoroughly modern material. Phenomenal Fireclay in all its forms, in either Farm House or Manor House, will make a stunningly spectacular statement in your culinary centre.



MHK110-28WH, Steel FF3450,  
DW13050 and SD3450 shown



Smooth, easy  
to clean

Big deep bowl

# Manor House/Farm House

Timeless, elegant, and smooth to the touch, Franke apron front Fireclay sinks are sure to become an **outstanding feature** in your home. Reminiscent of turn of the century kitchens, but with modern day sizing options, and easy to clean finishes, Franke apron front sinks are fabulous!



MHK110-28WH shown



**Model Name**  
MHK110-20WH  
\$ 1089.00

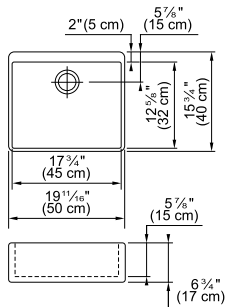


Cabinet Size **21" minimum**  
Bowl Depth **5 7/8"**  
Apron Depth **6 3/4"**

**Finish**



Fireclay White  
130.0055.524



Note **Dimensions may vary by 2% (plus or minus) due to material attributes and firing process. Finish on front and sides only. Template not provided. Franke recommends using the actual sink model when making final cutout.**

**Accessories optional**



**Model Name**  
MHK110-24WH  
\$ 1319.00

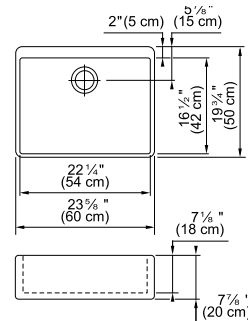


Cabinet Size **24" minimum**  
Bowl Depth **7 1/8"**  
Apron Depth **7 7/8"**

**Finish**



Fireclay White  
130.0055.529



Note **Dimensions may vary by 2% (plus or minus) due to material attributes and firing process. Finish on front and sides only. Template not provided. Franke recommends using the actual sink model when making final cutout.**

**Accessories optional**



**FRT-TWIST is NOT suitable for use with Franke Fireclay sinks. Waste fittings not included.**



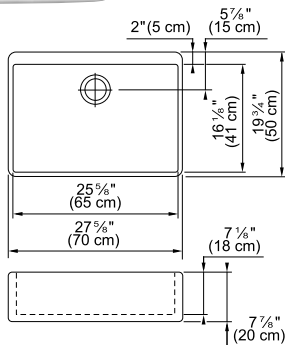


**Model Name**  
MHK110-28WH  
**\$ 1599.00**



Cabinet Size **30" minimum**  
Bowl Depth **7 1/8"**  
Apron Depth **7 7/8"**

**Finish**  
Fireclay White  
130.0055.533



Note **Dimensions may vary by 2% (plus or minus) due to material attributes and firing process. Finish on front and sides only. Template not provided. Franke recommends using the actual sink model when making final cutout.**

**Accessories optional**

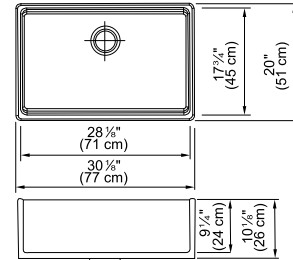


**Model Name**  
FHK710-30WH  
**\$ 1959.00**



Cabinet Size **30" minimum**  
Bowl Depth **9 1/4"**  
Apron Depth **10 1/8"**

**Finish**  
Fireclay White  
130.0079.634



Note **Dimensions may vary by 2% (plus or minus) due to material attributes and firing process. Finish on front and sides only. Template not provided. Franke recommends using the actual sink model when making final cutout.**

**Accessories optional**

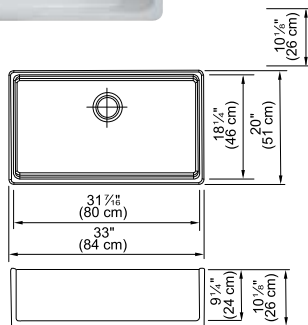


**Model Name**  
FHK710-33WH  
**\$ 2259.00**



Cabinet Size **33" minimum**  
Bowl Depth **9 1/4"**  
Apron Depth **10 1/8"**

**Finish**  
Fireclay White  
130.0079.638



Note **Dimensions may vary by 2% (plus or minus) due to material attributes and firing process. Finish on front and sides only. Template not provided. Franke recommends using the actual sink model when making final cutout.**

**Accessories optional**

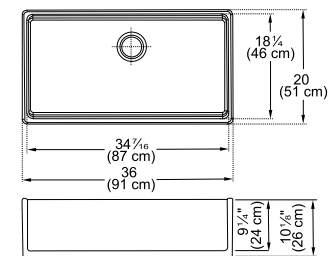


**Model Name**  
FHK710-36WH  
**\$ 2409.00**



Cabinet Size **36" minimum**  
Bowl Depth **9 1/4"**  
Apron Depth **10 1/8"**

**Finish**  
Cottage White  
130.0079.641



Note **Dimensions may vary by 2% (plus or minus) due to material attributes and firing process. Finish on front and sides only. Template not provided. Franke recommends using the actual sink model when making final cutout.**

**Accessories optional**



# Manor House/Farm House





**Model Name**  
MHK720-31WH  
**\$ 1549.00**

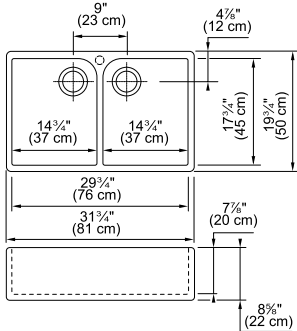


Cabinet Size **33" minimum**  
Tap Hole **1**  
Bowl Depth **7 7/8"**  
Apron Depth **8 5/8"**

**Finish**



Fireclay White  
130.0066.206



Note **Dimensions may vary by 2% (plus or minus) due to material attributes and firing process. Finish on front and sides only. Template not provided. Franke recommends using the actual sink model when making final cutout.**

**Accessories optional**



MK3 1-36C-LH  
Bottom Grid  
**\$249**



MK3 1-36C-RH  
Bottom Grid  
**\$249**



FF6000A  
Faucet  
**\$1859**



902-SN  
Soap  
Dispenser  
**\$239**



1145SN  
**\$102**



**Model Name**  
MHK720-35WH  
**\$ 2209.00**

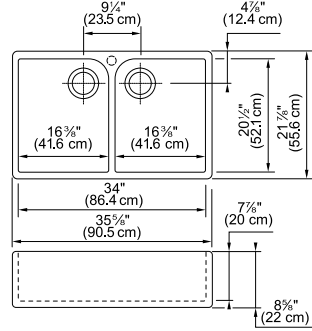


Cabinet Size **36" minimum**  
Tap Hole **1**  
Bowl Depth **7 7/8"**  
Apron Depth **8 5/8"**

**Finish**



Fireclay White  
130.0066.213



Note **Dimensions may vary by 2% (plus or minus) due to material attributes and firing process. Finish on front and sides only. Template not provided. Franke recommends using the actual sink model when making final cutout.**

**Accessories optional**



MK35-36C-LH  
Bottom Grid  
**\$289**



MK35-36C-RH  
Bottom Grid  
**\$289**



FF6000A  
Faucet  
**\$1859**



902-SN  
Soap  
Dispenser  
**\$239**



1145SN  
**\$102**

# Faucets, Filtration & Soap Dispensers

## FAUCETS

- 56-57 Absinthe
- 58 Active Neo
- 58 Active Plus
- 59-60 Ambient
- 60 Chillout
- 60 Crystal
- 61 EOS
- 62-63 Farm House
- 64 Fluence
- 64 Manhattan
- 64 Masterchef
- 65 Novara Eco
- 65 Orca
- 66-67 Pescara
- 68 Planar 8
- 68 Smart
- 69-70 Steel
- 70 Valais

## FILTRATION, TANKS & FILTERS

71-77

## WASTE DISPOSERS

78-79

## SOAP DISPENSERS

80-81






# Franke Faucets, Hot & Cold Filtered, and Soap Dispensers


Consider a Franke faucet with a matching filtered Hot/Cold Water and soap dispenser for your busy kitchen. Franke faucets are available in sleek Professional style profiles, compact single pole models with dual spray stream, and beautifully traditional bridge styles in the Farm House series. And finishes abound, from bright Chrome, to Commercial satin and even color matched granite!




**Polished Chrome**




**Polished Nickel**



**Satin Nickel**




**Stainless Steel**



**Matte Black**

KBX120-34, soap dispenser SD-500,  
faucet FFPD2000, pop up 900P, and  
Little Butler® dispenser LB10200 shown





Champagne


Espresso

Onyx

**NEW!** Shadow Grey

Storm

# Absinthe



FF5200 shown

## ABSINTHE

**FF5200 NEW!** Polished Chrome  
**\$ 749.00**  
 115.0481.328

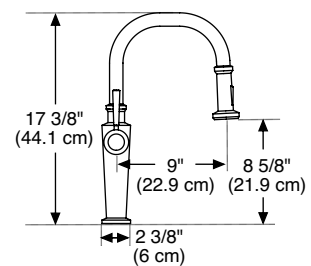
**FF5220 NEW!** Matte Black  
**\$ 899.00**  
 115.0481.329

**FF5270 NEW!** Polished Nickel  
**\$ 899.00**  
 115.0481.330

**FF5280 NEW!** Satin Nickel  
**\$ 899.00**  
 115.0481.381

### 1 Hole Pull Down

Flow Rate: **1.75 gpm**  
 Spray Function: **Toggle**  
 Spray Type: **Full & Needle**  
 Spout Swivel Range: **180°**  
**Magnetic Spray Dock**  
 Cartridge: **35 mm ceramic**  
 Countertop Hole Dimension: **1 3/8"**

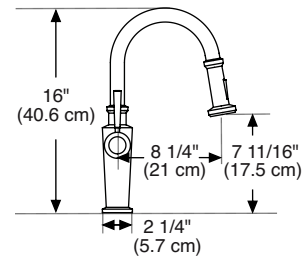






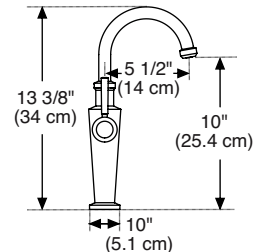
ABSINTHE  
**FFP5200 NEW!** Polished Chrome  
**\$ 709.00**  
 115.0481.413  
**FFP5220 NEW!** Matte Black  
**\$ 859.00**  
 115.0481.414  
**FFP5270 NEW!** Polished Nickel  
**\$ 859.00**  
 115.0481.416  
**FFP5280 NEW!** Satin Nickel  
**\$ 859.00**  
 115.0481.417

**1 Hole Prep**  
 Flow Rate: **1.75 gpm**  
 Spray Function: **Toggle**  
 Spray Type: **Full & Needle**  
 Spout Swivel Range: **180°**  
**Magnetic Spray Dock**  
 Cartridge: **35 mm ceramic**  
 Countertop Hole Dimension: **1 3/8"**



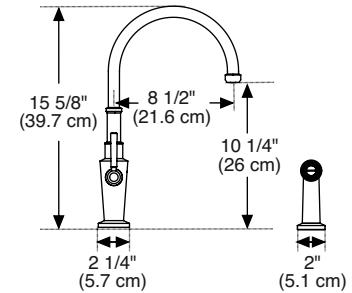
ABSINTHE  
**FFB5200 NEW!** Polished Chrome  
**\$ 559.00**  
 115.0481.418  
**FFB5220 NEW!** Matte Black  
**\$ 679.00**  
 115.0481.420  
**FFB5270 NEW!** Polished Nickel  
**\$ 679.00**  
 115.0481.421  
**FFB5280 NEW!** Satin Nickel  
**\$ 679.00**  
 115.0481.422

**1 Hole Bar**  
 Flow Rate: **1.75 gpm**  
 Spout Swivel Range: **360°**  
 Cartridge: **28 mm ceramic**  
 Countertop Hole Dimension: **1 3/8"**



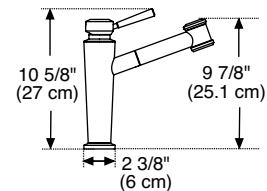
ABSINTHE  
**FFS5200 NEW!** Polished Chrome  
**\$ 879.00**  
 115.0481.384  
**FFS5220 NEW!** Matte Black  
**\$ 1039.00**  
 115.0481.385  
**FFS5270 NEW!** Polished Nickel  
**\$ 1039.00**  
 115.0481.392  
**FFS5280 NEW!** Satin Nickel  
**\$ 1039.00**  
 115.0481.411

**1 Hole Faucet with Side Spray**  
 Flow Rate: **1.75 gpm**  
 Spray Function: **Locking**  
 Spray Type: **Full & Needle**  
 Spout Swivel Range: **180°**  
 Cartridge: **1/2" ceramic**  
 Check Valve: **Integrated Double**  
 Countertop Hole Dimension: **1 3/8"**



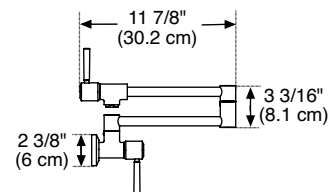
ABSINTHE  
**FFPS5200 NEW!** Polished Chrome  
**\$ 749.00**  
 115.0481.423  
**FFPS5220 NEW!** Matte Black  
**\$ 899.00**  
 115.0481.424  
**FFPS5270 NEW!** Polished Nickel  
**\$ 899.00**  
 115.0481.425  
**FFPS5280 NEW!** Satin Nickel  
**\$ 899.00**  
 115.0481.426

**1 Hole Pull Out**  
 Flow Rate: **1.75 gpm**  
 Spray Function: **Toggle**  
 Spray Type: **Full & Needle**  
 Spout Swivel Range: **180°**  
 Cartridge: **35 mm ceramic**  
 Countertop Hole Dimension: **1 3/8"**



ABSINTHE  
**PF5200 NEW!** Polished Chrome  
**\$ 719.00**  
 115.0481.427  
**PF5220 NEW!** Matte Black  
**\$ 869.00**  
 115.0481.428  
**PF5270 NEW!** Polished Nickel  
**\$ 869.00**  
 115.0481.429  
**PF5280 NEW!** Satin Nickel  
**\$ 869.00**  
 115.0481.430

**Wall Mount Pot Filler - Cold Water Only**  
 Flow Rate: **2.2 gpm**  
 Spout Swivel Range: **180°**  
 Cartridge: **1/2" ceramic**



# Active Neo/Active Plus

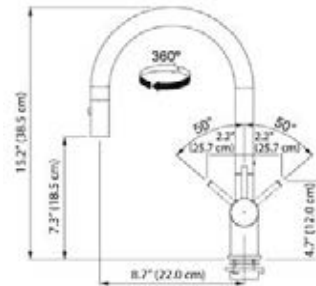


FF3801 shown



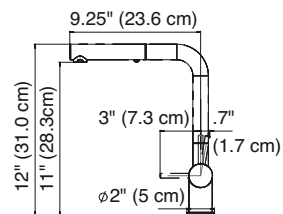
ACTIVE NEO  
**FF3900 NEW!** Polished Chrome  
**\$ 619.00**  
 115.0384.429  
**FF3980 NEW!** Satin Nickel  
**\$ 739.00**  
 115.0384.430

**1 Hole Pull Down**  
 Flow Rate: **1.75 gpm**  
 Spray Function: **Toggle**  
 Spray Type: **Full & Needle**  
 Spout Swivel Range: **360°**  
 Cartridge: **35 mm ceramic**  
 Check Valve: **Integrated Double**  
 Countertop Hole Dimension: **1 3/8"**



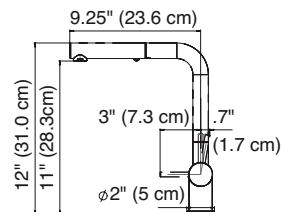
ACTIVE PLUS  
**FF3800** Polished Chrome  
**\$ 609.00**  
 115.0384.421  
**FF3880** Satin Nickel  
**\$ 739.00**  
 115.0384.422

**1 Hole Pull Out**  
 Flow Rate: **1.75 gpm**  
 Spray Function: **Toggle**  
 Spray Type: **Full & Needle**  
 Spout Swivel Range: **360°**  
 Cartridge: **35 mm ceramic**  
 Check Valve: **Integrated Double**  
 Countertop Hole Dimension: **1 3/8"**



ACTIVE PLUS  
**FF3801** Onyx  
**\$ 669.00**  
 115.0384.423  
**FF3802** Espresso  
**\$ 669.00**  
 115.0384.424  
**FF3803** Storm  
**\$ 669.00**  
 115.0384.425  
**FF3805** Champagne  
**\$ 669.00**  
 115.0384.427  
**FF3807 NEW!** Shadow Grey  
**\$ 669.00**  
 115.0373.889

**1 Hole Pull Out**  
 Flow Rate: **1.75 gpm**  
 Spray Function: **Toggle**  
 Spray Type: **Full & Needle**  
 Spout Swivel Range: **360°**  
 Cartridge: **35 mm ceramic**  
 Check Valve: **Integrated Double**  
 Countertop Hole Dimension: **1 3/8"**





FFPD3100 and PSX110-30 shown



UPC®

AMBIENT

**FF3 100** Polished Chrome

**\$ 629.00**

115.0355.732

**FF3 170 NEW!** Polished Nickel

**\$ 659.00**

115.0373.889

**FF3 180** Satin Nickel

**\$ 749.00**

115.0355.733

**1 Hole Pull Down**

Flow Rate: **1.75 gpm**

Spray Function: **Toggle**

Spray Type: **Full & Needle**

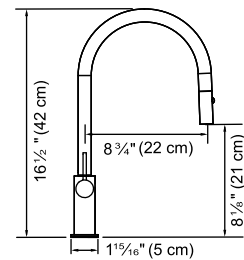
Spout Swivel Range: **180°**

**Magnetic Spray Dock**

Check Valve: **Integrated Double**

Cartridge: **28 mm ceramic**

Countertop Hole Dimension: **1 3/8"**



UPC®

AMBIENT

**FFP3 100** Polished Chrome

**\$ 589.00**

115.0355.841

**FFP3 170 NEW!** Polished Nickel

**\$ 629.00**

115.0507.047

**FFP3 180** Satin Nickel

**\$ 709.00**

115.0355.842

**1 Hole Pull Down**

Flow Rate: **1.75 gpm**

Spray Function: **Toggle**

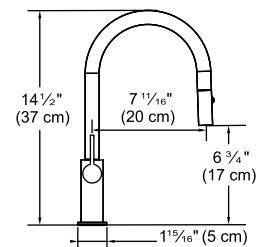
Spray Type: **Full & Needle**

Spout Swivel Range: **180°**

Check Valve: **Integrated Double**

Cartridge: **28 mm ceramic**

Countertop Hole Dimension: **1 3/8"**



UPC®

AMBIENT

**FFPD3100** Polished Chrome

**\$ 749.00**

115.0355.843

**FFPD3170 NEW!** Polished Nickel

**\$ 779.00**

115.0507.045

**FFPD3180** Satin Nickel

**\$ 869.00**

115.0355.844

**1 Hole Semi Pro**

Flow Rate: **1.75 gpm**

Spray Function: **Toggle**

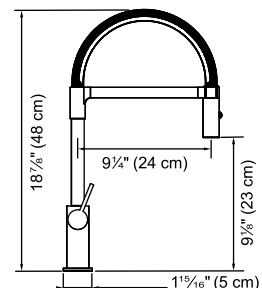
Spray Type: **Full & Needle**

Spout Swivel Range: **360°**

Check Valve: **Integrated Double**

Cartridge: **28 mm ceramic**

Countertop Hole Dimension: **1 3/8"**



# Ambient/Chillout/Crystal



cUPC®

## AMBIENT

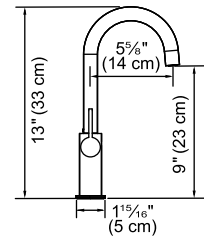
**FFB3100** Polished Chrome  
\$ 429.00  
115.0355.734

**FFB3170 NEW!** Polished Nickel  
\$ 449.00  
115.0507.044

**FFB3180** Satin Nickel  
\$ 539.00  
115.0355.735

### 1 Hole Bar

Flow Rate: **1.75 gpm**  
Spray Function: **Full**  
Spray Type: **Full & Needle**  
Spout Swivel Range: **360°**  
Cartridge: **28 mm ceramic**  
Countertop Hole Dimension: **1 3/8"**



ICC  
ES  
PMG

## AMBIENT

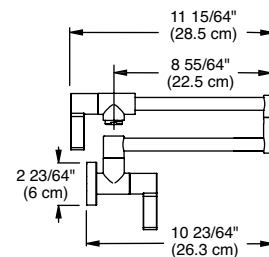
**PF3100** Polished Chrome  
\$ 639.00  
115.0355.513

**PF3170 NEW!** Polished Nickel  
\$ 689.00

**PF3180** Satin Nickel  
\$ 859.00  
115.0355.514

### 1 Hole Pull Out Wallmount Pot Filler Cold Supply Only

Flow Rate: **2.2 gpm**  
Tap Operation: **2 Handle Mixer**  
Spout Swivel Range: **180°**  
Cartridge: **1/2" ceramic**  
Hole Dimension: **1 3/8"**



ICC  
ES  
PMG

## AMBIENT

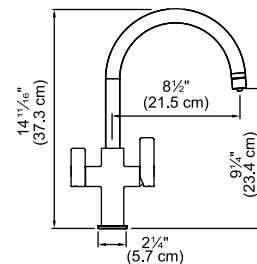
**FFT3100** Polished Chrome  
\$ 489.00  
115.0384.137

**FFT3170 NEW!** Polished Nickel  
\$ 539.00  
115.0507.048

**FFT3180** Satin Nickel  
\$ 609.00  
115.0384.138

### 3-in-1, 1 Hole Kitchen Faucet with Filtered Water Supply Lines

Flow Rate: **1.75 gpm/0.5 gpm**  
Spout Swivel Range: **360°**  
Spray Type: **Full & Stream**  
Cartridge: **28 mm ceramic**  
Countertop Hole Dimension: **1 3/8"**  
**Optional accessories**  
**CT-200 and FRCNSTR-DUO-1**



ICC  
ES  
PMG

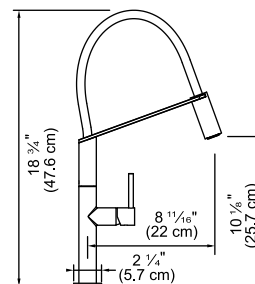
## CHILLOUT

**FF4900** Polished Chrome  
\$ 859.00  
115.0378.985

**FF4980** Satin Nickel  
\$ 1069.00  
115.0378.987

### 1 Hole Semi-Pro

Flow Rate: **1.75 gpm**  
Spray Type: **Full**  
Spout Swivel Range: **360°**  
Cartridge: **25 mm ceramic**  
Check Valve: **Integrated Double**  
Countertop Hole Dimension: **1 3/8"**



cUPC®

## CRYSTAL

**FFPD4600 NEW!** Polished Chrome  
\$ 1309.00  
115.0474.629

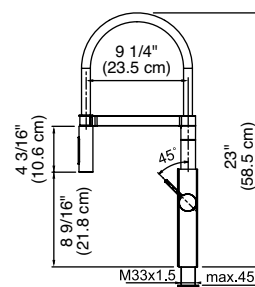
**FFPD4611 NEW!** Chrome w/White Glass  
\$ 1429.00  
115.0504.519

**FFPD4621 NEW!** Chrome w/Black Glass  
\$ 1429.00  
115.0504.520

**FFPD4680 NEW!** Satin Nickel  
\$ 1549.00  
115.0474.628

### 1 Hole Semi-Pro

Flow Rate: **1.75 gpm**  
Spray Function: **Toggle**  
Spray Type: **Full & Needle**  
Spout Swivel Range: **360°**  
**Magnetic Spray Dock**  
Cartridge: **25 mm ceramic**  
Check Valve: **Integrated Double**  
Countertop Hole Dimension: **1 3/8"**

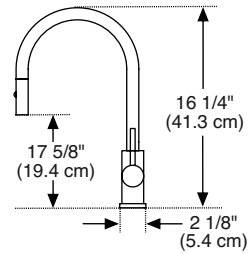




cUPC®

EOS  
**FF3350 NEW!** Stainless Steel  
**\$ 619.00**  
 115.0385.079

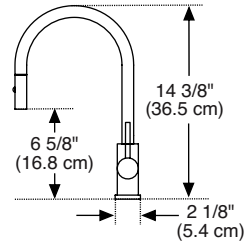
**1 Hole Pull Down**  
 Flow Rate: **1.75 gpm**  
 Spray Function: **Toggle**  
 Spray Type: **Full & Needle**  
 Spout Swivel Range: **360°**  
 Cartridge: **35 mm ceramic**  
 Countertop Hole Dimension: **1 3/8"**



cUPC®

EOS  
**FFP3350 NEW!** Stainless Steel  
**\$ 569.00**  
 115.0385.080

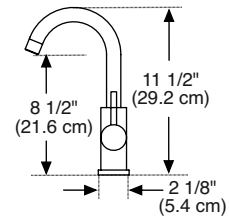
**3-in-1, 1 Hole Prep**  
 Flow Rate: **1.75 gpm**  
 Spray Function: **Toggle**  
 Spray Type: **Full & Needle**  
 Spout Swivel Range: **360°**  
 Cartridge: **35 mm ceramic**  
 Countertop Hole Dimension: **1 3/8"**



cUPC®

EOS  
**FFB3350 NEW!** Stainless Steel  
**\$ 479.00**  
 115.0385.081

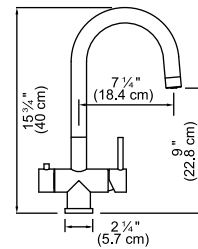
**1 Hole Bar Faucet**  
 Flow Rate: **1.75 gpm**  
 Spray Type: **Full**  
 Spout Swivel Range: **360°**  
 Cartridge: **35 mm ceramic**  
 Countertop Hole Dimension: **1 3/8"**



cUPC®

EOS  
**FFT3350 NEW!** Stainless Steel  
**\$ 472.00**  
 120.0385.082

**Kitchen Faucet with filtered water supply lines**  
 Flow Rate: **1.75 gpm/0.5 gpm**  
 Spray Function: **Full & Stream**  
 Spout Swivel Range: **360°**  
 Cartridge: **35 mm ceramic**  
 Countertop Hole Dimension: **1 3/8"**  
 Filtration components are required  
**Optional accessories**  
**CT-200 and FRCNSTR-DUO-1**



# Farm House



Old World Charm

Hard wearing  
Satin Nickel  
finish

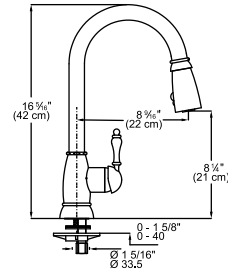
ORX110 and FFS180 shown



cUPC®

FARM HOUSE  
**FFPD400** Polished Chrome  
**\$ 919.00**  
 115.0498.265  
**FFPD470 NEW!** Polished Nickel  
**\$ 1069.00**  
 115.0498.268  
**FFPD480 NEW!** Satin Nickel  
**\$ 1069.00**  
 115.0498.269

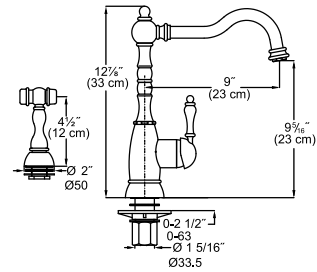
**1 Hole Pull-Down**  
 Flow Rate: **1.75 gpm**  
 Spray Function: **Toggle**  
 Spray Type: **Full & Needle**  
 Spout Swivel Range: **360°**  
 Cartridge: **25 mm ceramic**  
 Check Valve: **Integrated Double**  
 Countertop Hole Dimension: **1 3/8"**



cUPC®

FARM HOUSE  
**FFS100** Polished Chrome  
**\$ 1069.00**  
 115.0498.242  
**FFS170** Polished Nickel  
**\$ 1189.00**  
 115.0498.248  
**FFS180** Satin Nickel  
**\$ 1189.00**  
 115.0498.251

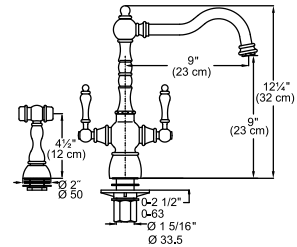
**1 Hole with Side Spray**  
 Flow Rate: **1.75 gpm**  
 Spray Function: **Toggle**  
 Spray Type: **Full & Needle**  
 Spout Swivel Range: **180°**  
 Cartridge: **25 mm ceramic**  
 Check Valve: **Integrated Double**  
 Countertop Hole Dimension: **1 3/8"**



cUPC®

FARM HOUSE  
**FFS400** Polished Chrome  
**\$ 1069.00**  
 115.0498.253  
**FFS470 NEW!** Polished Nickel  
**\$ 1189.00**  
 115.0498.258  
**FFS480 NEW!** Satin Nickel  
**\$ 1189.00**  
 115.0498.262

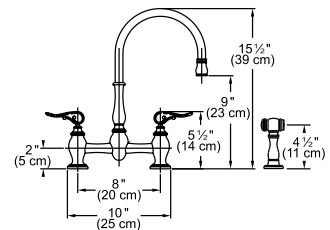
**1 Hole with Side Spray**  
 Flow Rate: **1.75 gpm**  
 Spray Type: **Full & Needle**  
 Spout Swivel Range: **180°**  
 Cartridge: **1/2" ceramic**  
 Check Valve: **Integrated Double**  
 Countertop Hole Dimension: **1 3/8"**



cUPC®

FARM HOUSE  
**FF6000A** Polished Chrome  
**\$ 1859.00**  
 115.0177.858  
**FF6070A** Polished Nickel  
**\$ 2069.00**  
 115.0254.381  
**FF6080A** Satin Nickel  
**\$ 2069.00**  
 115.0254.383

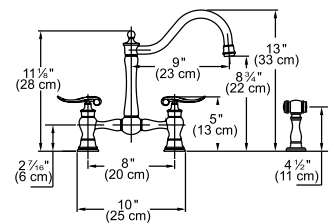
**3 Hole Bridge Faucet with Side Spray**  
 Flow Rate: **1.75 gpm**  
 Spray Type: **Full & Needle**  
 Spout Swivel Range: **180°**  
 Cartridge: **1/2" ceramic**  
 Check Valve: **Integrated Double**  
 Countertop Hole Dimension: **1 3/8"**



cUPC®

FARM HOUSE  
**FF7000A** Polished Chrome  
**\$ 1859.00**  
 115.0254.384  
**FF7070A** Polished Nickel  
**\$ 2069.00**  
 115.0254.386  
**FF7080A** Satin Nickel  
**\$ 2069.00**  
 115.0254.387

**3 Hole Bridge Faucet with Side Spray**  
 Flow Rate: **1.75 gpm**  
 Spray Type: **Full & Needle**  
 Spout Swivel Range: **180°**  
 Cartridge: **1/2" ceramic**  
 Check Valve: **Integrated Double**  
 Countertop Hole Dimension: **1 3/8"**

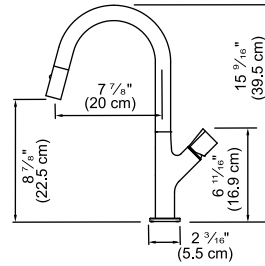


# Fluence/Manhattan/Masterchef



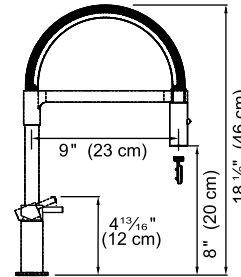
FLUENCE  
**FF3200** Polished Chrome  
**\$ 679.00**  
 115.0380.064  
**FF3280** Satin Nickel  
**\$ 819.00**  
 115.0380.067

**1 Hole Pull Down**  
 Flow Rate: **1.75 gpm**  
 Spray Function: **Toggle**  
 Spray Type: **Full & Needle**  
 Spout Swivel Range: **170°**  
 Cartridge: **25 mm ceramic**  
 Check Valve: **Integrated Double**  
 Countertop Hole Dimension: **1 3/8"**




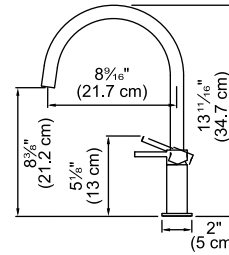
MANHATTAN  
**FF2900** Polished Chrome  
**\$ 649.00**  
 115.0251.992  
**FF2980** Satin Nickel  
**\$ 769.00**  
 115.0251.994

**1 Hole Semi-Pro**  
 Flow Rate: **1.75 gpm**  
 Spray Function: **Toggle**  
 Spray Type: **Full & Needle**  
 Spout Swivel Range: **360°**  
 Cartridge: **28 mm ceramic**  
 Check Valve: **Integrated Double**  
 Countertop Hole Dimension: **1 3/8"**



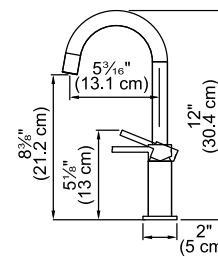
MANHATTAN  
**FFP2900** Polished Chrome  
**\$ 549.00**  
 115.0384.139  
**FFP2980** Satin Nickel  
**\$ 669.00**  
 115.0384.140

**1 Hole Prep**  
 Flow Rate: **1.75 gpm**  
 Spray Type: **Full**  
 Spout Swivel Range: **360°**  
 Cartridge: **28 mm ceramic**  
 Countertop Hole Dimension: **1 3/8"**



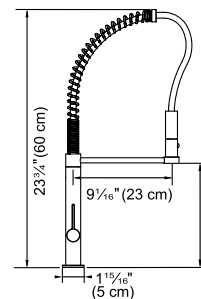
MANHATTAN  
**FFB2900** Polished Chrome  
**\$ 449.00**  
 115.0384.231  
**FFB2980** Satin Nickel  
**\$ 569.00**  
 115.0384.232

**1 Hole Bar**  
 Flow Rate: **1.75 gpm**  
 Spray Type: **Full**  
 Spout Swivel Range: **360°**  
 Cartridge: **28 mm ceramic**  
 Countertop Hole Dimension: **1 3/8"**



MASTERCHEF  
**FFPD2000** Polished Chrome  
**\$ 1189.00**  
 115.0298.341  
**FFPD2080** Satin Nickel  
**\$ 1429.00**  
 115.0298.342

**1 Hole Semi-Pro**  
 Flow Rate: **1.75 gpm**  
 Spray Function: **Toggle**  
 Spray Type: **Full & Needle**  
 Spout Swivel Range: **360°**  
 Cartridge: **25 mm ceramic**  
 Check Valve: **Integrated Double**  
 Countertop Hole Dimension: **1 3/8"**



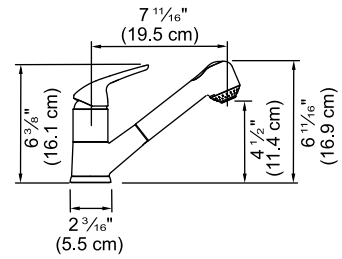


# Novara Eco/Orca



NOVARA ECO  
**FFPS3700** Polished Chrome  
**\$ 369.00**  
 115.0384.198  
**FFPS3780** Satin Nickel  
**\$ 449.00**  
 115.0384.199

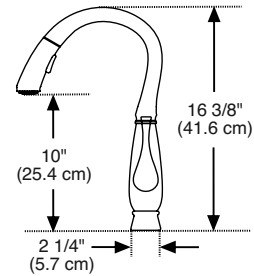
**1 Hole Pull Out**  
 Flow Rate: **1.75 gpm**  
 Spray Function: **Toggle**  
 Spray Type: **Full & Needle**  
 Spout Swivel Range: **110°**  
 Cartridge: **35 mm ceramic**  
 Check Valve: **Integrated Double**  
 Countertop Hole Dimension: **1 3/8"**



cUPC®

ORCA  
**FF3550 NEW!** Stainless Steel  
**\$ 719.00**  
 115.0383.677

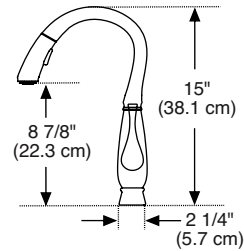
**1 Hole Pull Down**  
 Flow Rate: **1.75 gpm**  
 Spray Function: **Toggle**  
 Spray Type: **Full & Needle**  
 Spout Swivel Range: **360°**  
 Cartridge: **35 mm ceramic**  
 Countertop Hole Dimension: **1 3/8"**



cUPC®

ORCA  
**FFP3550 NEW!** Stainless Steel  
**\$ 679.00**  
 115.0383.678

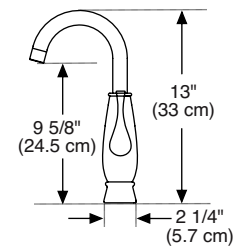
**1 Hole Pull Down Prep**  
 Flow Rate: **1.75 gpm**  
 Spray Function: **Toggle**  
 Spray Type: **Full & Needle**  
 Spout Swivel Range: **360°**  
 Cartridge: **35 mm ceramic**  
 Countertop Hole Dimension: **1 3/8"**



cUPC®

ORCA  
**FFB3550 NEW!** Stainless Steel  
**\$ 469.00**  
 115.0383.679

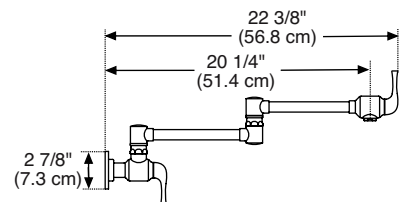
**1 Hole Bar**  
 Flow Rate: **1.75 gpm**  
 Spray Type: **Full**  
 Spout Swivel Range: **360°**  
 Cartridge: **35 mm ceramic**  
 Countertop Hole Dimension: **1 3/8"**



cUPC®

ORCA  
**PF3550 NEW!** Stainless  
**\$ 719.00**  
 115.0383.721

**Wall Mount Pot Filler - Cold Water Only**  
 Flow Rate: **2.2 gpm**  
 Tap Operation: **2 Handle Mixer**  
 Spray Type: **Full & Needle**  
 Spout Swivel Range: **180°**  
 Cartridge: **1/2" ceramic**  
 Hole Dimension: **1 3/8"**



# Pescara

Sharing a similar profile to the Pescara sinks, Pescara faucets feature a perfect combination of design, ergonomics and functionality. With a magnetic holder boasting a quick release, an intuitive switch on the dual spray head, and a 360° swivel range, Pescara faucets make a lovely complement to Pescara sinks.

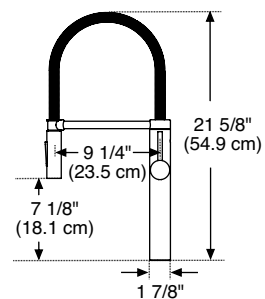


FFPD4300 shown



PESCARA  
**FFPD4300 NEW!** Polished Chrome  
**\$ 839.00**  
 115.0395.993  
**FFPD4350 NEW!** Stainless Steel  
**\$ 959.00**  
 115.0435.802

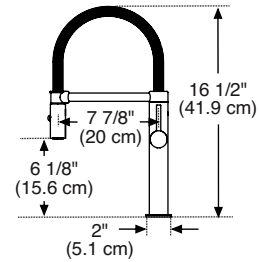
**1 Hole Semi-Pro**  
 Flow Rate: **1.75 gpm**  
 Spray Function: **Toggle**  
 Spray Type: **Full & Needle**  
 Spout Swivel Range: **360°**  
**Magnetic Spray Dock**  
 Cartridge: **35 mm ceramic**  
 Check Valve: **Integrated Double**  
 Countertop Hole Dimension: **1 3/8"**





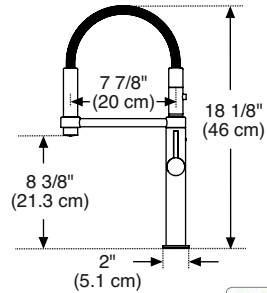
PESCARA  
**FFPD4400 NEW!** Polished Chrome  
**\$ 679.00**  
 115.0395.995  
**FFPD4450 NEW!** Stainless Steel  
**\$ 839.00**  
 115.0435.802

**1 Hole Semi-Pro**  
 Flow Rate: **1.75 gpm**  
 Spray Function: **Toggle**  
 Spray Type: **Full & Needle**  
 Spout Swivel Range: **360°**  
**Magnetic Spray Dock**  
 Cartridge: **28 mm ceramic**  
 Check Valve: **Integrated Double**  
 Countertop Hole Dimension: **1 3/8"**



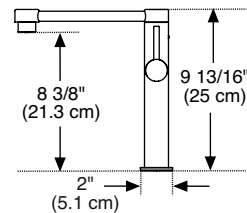
PESCARA  
**FF4400 NEW!** Polished Chrome  
**\$ 679.00**  
 115.0395.996  
**FF4480 NEW!** Satin Nickel  
**\$ 799.00**  
 115.0395.997

**1 Hole Semi-Pro**  
 Flow Rate: **1.75 gpm**  
 Spray Function: **Locking**  
 Spray Type: **Full & Needle**  
 Spout Swivel Range: **360°**  
**Magnetic Spray Dock**  
 Cartridge: **28 mm ceramic**  
 Countertop Hole Dimension: **1 3/8"**



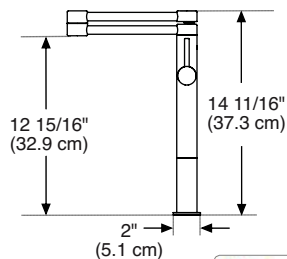
PESCARA  
**FFP4400 NEW!** Polished Chrome  
**\$ 479.00**  
 115.0469.770  
**FFP4480 NEW!** Satin Nickel  
**\$ 599.00**  
 115.0470.471

**1 Hole Prep Faucet**  
 Flow Rate: **1.75 gpm**  
 Spray Type: **Full**  
 Spout Swivel Range: **360°**  
 Cartridge: **28 mm ceramic**  
 Countertop Hole Dimension: **1 3/8"**



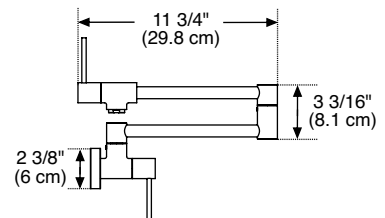
PESCARA  
**PFD4400 NEW!** Polished Chrome  
**\$ 599.00**  
 115.0469.766  
**PFD4480 NEW!** Satin Nickel  
**\$ 719.00**  
 115.0469.767

**Deck Mount Pot Filler - Cold Water Only**  
 Flow Rate: **1.75 gpm**  
 Spray Type: **Full**  
 Spout Swivel Range: **360°**  
 Cartridge: **28 mm ceramic**  
 Countertop Hole Dimension: **1 3/8"**



PESCARA  
**PF4400 NEW!** Polished Chrome  
**\$ 599.00**  
 115.0482.423  
**PF4480 NEW!** Satin Nickel  
**\$ 719.00**  
 115.0482.424

**Wall Mount Pot Filler - Cold Water Only**  
 Flow Rate: **2.2 gpm**  
 Tap Operation: **2 Handle Mixer**  
 Spray Type: **Full**  
 Spout Swivel Range: **180°**  
 Cartridge: **1/2\" ceramic**  
 Hole Dimension: **1/2"**

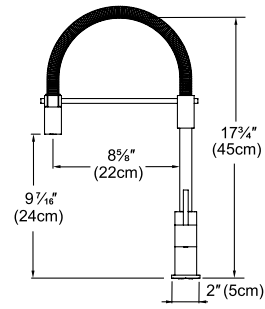


# Planar 8/Smart



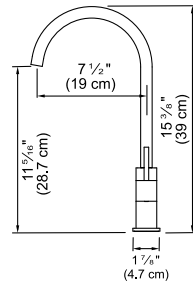
PLANAR 8  
**FF2800** Polished Chrome  
**\$ 869.00**  
 115.0338.625  
**FF2880** Satin Nickel  
**\$ 1119.00**  
 115.0338.626

**1 Hole Semi-Pro**  
 Flow Rate: **1.75 gpm**  
 Spray Function: **Toggle**  
 Spray Type: **Full & Needle**  
 Spout Swivel Range: **360°**  
**Magnetic Spray Dock**  
 Cartridge: **25 mm ceramic**  
 Countertop Hole Dimension: **1 3/8"**



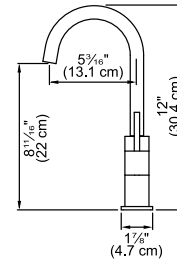
PLANAR 8  
**FFP2800** Polished Chrome  
**\$ 619.00**  
 115.0384.233  
**FFP2880** Satin Nickel  
**\$ 739.00**  
 115.0384.234

**1 Hole Prep**  
 Flow Rate: **1.75 gpm**  
 Spray Type: **Full**  
 Spout Swivel Range: **360°**  
 Cartridge: **25 mm ceramic**  
 Countertop Hole Dimension: **1 3/8"**



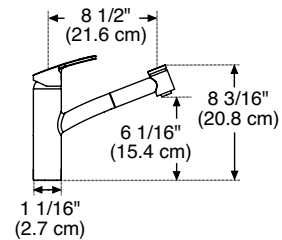
PLANAR 8  
**FFB2800** Polished Chrome  
**\$ 489.00**  
 115.0384.235  
**FFB2880** Satin Nickel  
**\$ 589.00**  
 115.0384.236

**1 Hole Bar**  
 Flow Rate: **1.75 gpm**  
 Spray Type: **Full**  
 Spout Swivel Range: **360°**  
 Cartridge: **25 mm ceramic**  
 Countertop Hole Dimension: **1 3/8"**



SMART  
**FFPS3600 NEW!** Polished Chrome  
**\$ 479.00**  
 115.0391.483  
**FFPS3680 NEW!** Satin Nickel  
**\$ 589.00**  
 115.0391.485

**1 Hole Pull Out**  
 Flow Rate: **1.75 gpm**  
 Spray Function: **Toggle**  
 Spray Type: **Full & Needle**  
 Spout Swivel Range: **110°**  
 Cartridge: **35 mm ceramic**  
 Check Valve: **Integrated Double**  
 Countertop Hole Dimension: **1 3/8"**





FF3450 shown

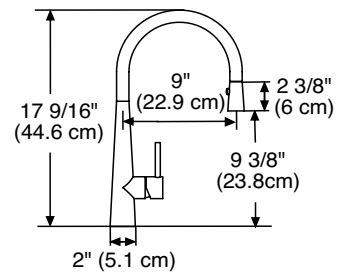


cUPC®

STEEL  
**FF3450** Stainless Steel  
**\$ 699.00**  
 115.0355.504

**Pull-Down with Integrated Sprayer**

Flow Rate: **1.75 gpm**  
 Spray Function: **Toggle**  
 Spray Type: **Full & Needle**  
 Spout Swivel Range: **360°**  
 Cartridge: **35 mm ceramic**  
 Check Valve: **Integrated Double**  
 Countertop Hole Dimension: **1 3/8"**

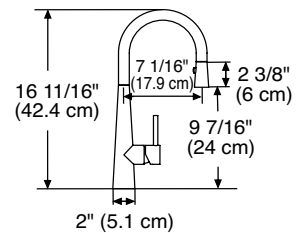


cUPC®

STEEL  
**FFP3450** Stainless Steel  
**\$ 629.00**  
 115.0355.506

**Pull-Down with Integrated Sprayer**

Flow Rate: **1.75 gpm**  
 Spray Function: **Toggle**  
 Spray Type: **Full & Needle**  
 Spout Swivel Range: **360°**  
 Cartridge: **35 mm ceramic**  
 Check Valve: **Integrated Double**  
 Countertop Hole Dimension: **1 3/8"**

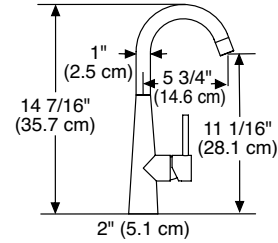


# Steel/Valais



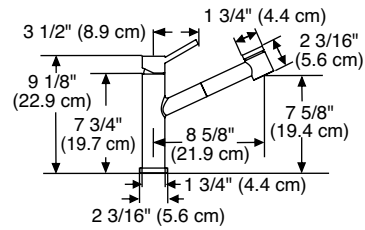
STEEL  
**FFB3450** Stainless Steel  
**\$ 499.00**  
 115.0355.505

**Bar Faucet with Swivel Spout**  
 Flow Rate: **1.75 gpm**  
 Spray Type: **Full**  
 Spout Swivel Range: **360°**  
 Cartridge: **35 mm ceramic**  
 Countertop Hole Dimension: **1 3/8"**



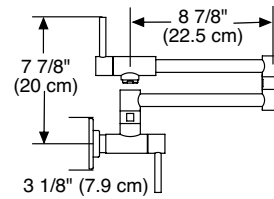
STEEL  
**FFPS3450** Stainless Steel  
**\$ 629.00**  
 115.0361.293

**1 Hole Pull-Out**  
 Flow Rate: **1.75 gpm**  
 Spray Function: **Toggle**  
 Spray Type: **Full & Needle**  
 Spout Swivel Range: **150°**  
 Cartridge: **35 mm ceramic**  
 Check Valve: **Integrated Double**  
 Countertop Hole Dimension: **1 3/8"**



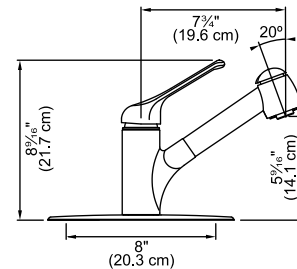
STEEL  
**PF3450** Stainless Steel  
**\$ 739.00**  
 115.0355.507

**Wallmount Pull-Out Pot Filler**  
 Tap Operation: **2 Handle Mixer**  
 Flow Rate: **2.2 gpm**  
 Spray Type: **Full**  
 Spout Swivel Range: **180°**  
 Cartridge: **1/2" ceramic**  
 Hole Dimension: **1 3/8"**



VALAIS  
**FFPS20100** Polished Chrome  
**\$ 369.00**  
 115.0395.668  
**FFPS20180** Satin Nickel  
**\$ 439.00**  
 115.0395.669

**1 Hole Pull-Out**  
 Tap Operation: **Top Lever**  
 Flow Rate: **1.75 gpm**  
 Spray Function: **Toggle**  
 Spray Type: **Full & Needle**  
 Spout Swivel Range: **110°**  
 Cartridge: **35 mm ceramic**  
 Check Valve: **Integrated Double**  
 Countertop Hole Dimension: **1 3/8"**



**Removable base plate included**

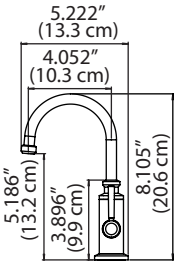


- ABSINTHE  
**DW15000 NEW!** Polished Chrome  
**\$ 499.00**  
120.0504.440
- DW15020 NEW!** Matte Black  
**\$ 579.00**  
120.0504.441
- DW15070 NEW!** Polished Nickel  
**\$ 579.00**  
120.0504.482
- DW15080 NEW!** Satin Nickel  
**\$ 579.00**  
120.0504.483

**Cold Filtered Water Dispenser with ceramic cartridge**

Flow Rate: **.5 gpm**  
Spout Swivel Range: **360°**  
Cartridge: **3/8" Ceramic**  
Countertop Hole Dimension: **1 3/8"**

\*Filtration canister and chiller tank must be ordered separately.



# Absinthe/Ambient

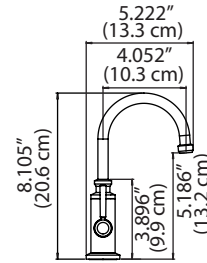


ABSINTHE  
**LB15100 NEW!** Polished Chrome  
**\$ 479.00**  
 119.0504.484  
**LB15120 NEW!** Matte Black  
**\$ 569.00**  
 119.0505.428  
**LB15170 NEW!** Polished Nickel  
**\$ 569.00**  
 119.0505.429  
**LB15180 NEW!** Satin Nickel  
**\$ 569.00**  
 119.0505.430

**Hot Filtered Water Dispenser with ceramic cartridge**

Flow Rate: **.5 gpm**  
 Spray Type: **Stream**  
 Spout Swivel Range: **360°**  
 Cartridge: **3/8" Ceramic**  
 Countertop Hole Dimension: **1 1/4"**

\*Filtration cannister and heating tank must be ordered separately.

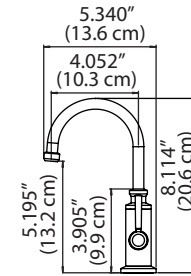


ABSINTHE  
**LB15200 NEW!** Polished Chrome  
**\$ 599.00**  
 119.0505.427  
**LB15220 NEW!** Matte Black  
**\$ 739.00**  
 119.0505.501  
**LB15270 NEW!** Polished Nickel  
**\$ 739.00**  
 119.0505.429  
**LB15280 NEW!** Satin Nickel  
**\$ 739.00**  
 119.0505.430

**Hot/Cold Filtered Water Dispenser with ceramic cartridge**

Flow Rate: **.5 gpm**  
 Spray Type: **Stream**  
 Spout Swivel Range: **360°**  
 Cartridge: **3/8" Ceramic**  
 Countertop Hole Dimension: **1 1/4"**

\*Filtration cannister, chiller and heating tanks must be ordered separately.

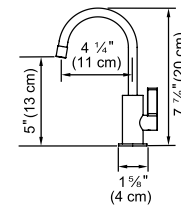


AMBIENT  
**DW10000** Polished Chrome  
**\$ 499.00**  
 120.0355.519  
**DW10070 NEW!** Polished Nickel  
**\$ 579.00**  
 120.0507.041  
**DW10080** Satin Nickel  
**\$ 579.00**  
 120.0355.520

**Cold Filtered Water Dispenser with ceramic cartridge**

Flow Rate: **.5 gpm**  
 Spray Type: **Stream**  
 Cartridge: **3/8" Ceramic**  
 Spout Swivel Range: **360°**  
 Countertop Hole Dimension: **1 1/4"**

\*Filtration cannister and chiller tank must be ordered separately.

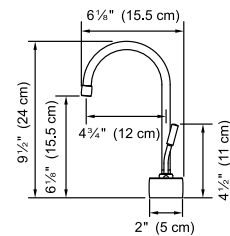


AMBIENT  
**DW7000C** Polished Chrome  
**\$ 459.00**  
 120.0504.368  
**DW7070C** Polished Nickel  
**\$ 549.00**  
 120.0504.370  
**DW7080C** Satin Nickel  
**\$ 549.00**  
 120.0504.381

**Cold Filtered Water Dispenser with ceramic cartridge**

Flow Rate: **.5 gpm**  
 Spray Type: **Stream**  
 Cartridge: **3/8" Ceramic**  
 Spout Swivel Range: **360°**  
 Countertop Hole Dimension: **1 3/8"**

\*Filtration cannister and chiller tank must be ordered separately.

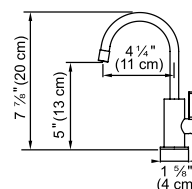


AMBIENT  
**LB10100** Polished Chrome  
**\$ 499.00**  
 119.0355.521  
**LB10170 NEW!** Polished Nickel  
**\$ 589.00**  
 119.0507.042  
**LB10180** Satin Nickel  
**\$ 589.00**  
 119.0355.522

**Hot Filtered Water Dispenser with ceramic cartridge**

Flow Rate: **.5 gpm**  
 Spray Type: **Stream**  
 Cartridge: **3/8" Ceramic**  
 Spout Swivel Range: **360°**  
 Countertop Hole Dimension: **1 1/4"**

\*Filtration cannister and heating tank must be ordered separately.





# Ambient/Farm House

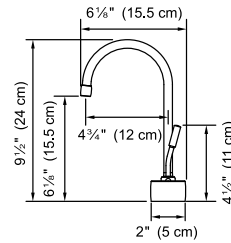


AMBIENT  
**LB7100C** Polished Chrome  
**\$ 459.00**  
 119.0504.392  
**LB7170C** Polished Nickel  
**\$ 549.00**  
 119.0504.394  
**LB7180C** Satin Nickel  
**\$ 549.00**  
 119.0504.395

**Hot Filtered Water Dispenser with ceramic cartridge**

Flow Rate: **.5 gpm**  
 Spray Type: **Stream**  
 Spout Swivel Range: **360°**  
 Cartridge: **3/8" Ceramic**  
 Countertop Hole Dimension: **1 3/8"**

\*Filtration cannister and heating tank must be ordered separately.

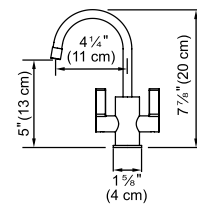


AMBIENT  
**LB10200** Polished Chrome  
**\$ 619.00**  
 120.0355.523  
**LB10270 NEW!** Polished Nickel  
**\$ 739.00**  
 120.0507.043  
**LB10280 NEW!** Satin Nickel  
**\$ 739.00**  
 120.0355.524

**Hot/Cold Filtered Water Dispenser with ceramic cartridge**

Flow Rate: **.5 gpm**  
 Spray Type: **Stream**  
 Cartridge: **3/8" Ceramic**  
 Spout Swivel Range: **360°**  
 Countertop Hole Dimension: **1 1/4"**

\*Filtration cannister, chiller and heating tanks must be ordered separately.

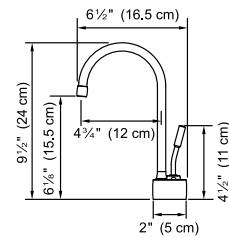


AMBIENT  
**LB7200C** Polished Chrome  
**\$ 629.00**  
 120.0504.404  
**LB7270C** Polished Nickel  
**\$ 759.00**  
 120.0504.406  
**LB7280C** Satin Nickel  
**\$ 759.00**  
 120.0504.407

**Hot/Cold Filtered Water Dispenser with ceramic cartridge**

Flow Rate: **.5 gpm**  
 Spray Type: **Stream**  
 Spout Swivel Range: **360°**  
 Cartridge: **3/8" Ceramic**  
 Countertop Hole Dimension: **1 3/8"**

\*Filtration cannister, chiller and heating tanks must be ordered separately.

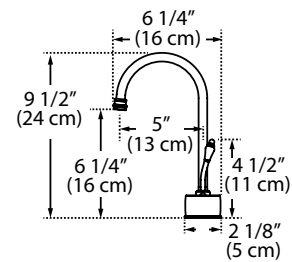


FARM HOUSE  
**DW6100C NEW!** Polished Chrome  
**\$ 459.00**  
 120.0504.375  
**DW6170C NEW!** Polished Nickel  
**\$ 559.00**  
 120.0504.377  
**DW6180C NEW!** Satin Nickel  
**\$ 559.00**  
 120.0504.367

**Cold Filtered Water Dispenser with ceramic cartridge**

Flow Rate: **.5 gpm**  
 Spray Type: **Stream**  
 Cartridge: **3/8" Ceramic**  
 Spout Swivel Range: **360°**  
 Countertop Hole Dimension: **1 3/8"**

\*Filtration cannister and chiller tank must be ordered separately.

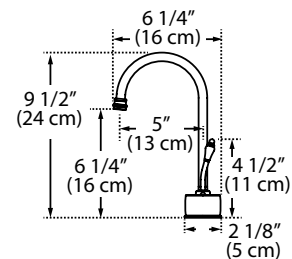


FARM HOUSE  
**LB6100C NEW!** Polished Chrome  
**\$ 459.00**  
 119.0504.318  
**LB6170C NEW!** Polished Nickel  
**\$ 559.00**  
 119.0504.320  
**LB6180C NEW!** Satin Nickel  
**\$ 559.00**  
 119.0504.391

**Hot Filtered Water Dispenser with ceramic cartridge**

Flow Rate: **.5 gpm**  
 Spray Type: **Stream**  
 Cartridge: **3/8" Ceramic**  
 Spout Swivel Range: **360°**  
 Countertop Hole Dimension: **1 3/8"**

\*Filtration cannister and heating tank must be ordered separately.



# Farm House/Logik/Orca

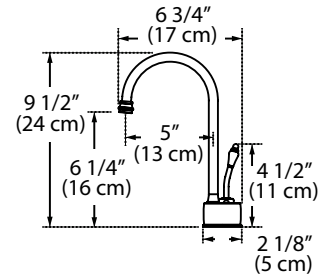


FARM HOUSE  
**LB6200C NEW!** Polished Chrome  
**\$ 629.00**  
 120.0504.400  
**LB6270C NEW!** Polished Nickel  
**\$ 759.00**  
 120.0504.402  
**LB6280C NEW!** Satin Nickel  
**\$ 759.00**  
 120.0504.403

**Hot/Cold Filtered Water Dispenser with ceramic cartridge**

Flow Rate: **.5 gpm**  
 Spray Type: **Stream**  
 Cartridge: **3/8" Ceramic**  
 Spout Swivel Range: **360°**  
 Countertop Hole Dimension: **1 3/8"**

\*Filtration cannister, chiller and heating tanks must be ordered separately.

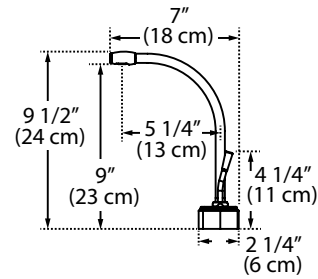


LOGIK  
**DW9000C NEW!** Polished Chrome  
**\$ 449.00**  
 120.0504.382  
**DW9070C NEW!** Polished Nickel  
**\$ 549.00**  
 120.0504.384  
**DW9080C NEW!** Satin Nickel  
**\$ 549.00**  
 120.0504.385

**Cold Filtered Water Dispenser with ceramic cartridge**

Flow Rate: **.5 gpm**  
 Spray Type: **Stream**  
 Cartridge: **3/8" Ceramic**  
 Spout Swivel Range: **360°**  
 Countertop Hole Dimension: **1 3/8"**

\*Filtration cannister and chiller tank must be ordered separately.

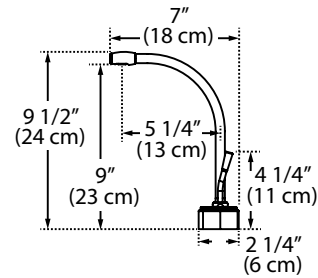


LOGIK  
**LB9100C** Polished Chrome  
**\$ 449.00**  
 119.0504.396  
**LB9170C** Polished Nickel  
**\$ 549.00**  
 119.0504.398  
**LB9180C** Satin Nickel  
**\$ 549.00**  
 119.0504.399

**Hot Filtered Water Dispenser with ceramic cartridge**

Flow Rate: **.5 gpm**  
 Spray Type: **Stream**  
 Cartridge: **3/8" Ceramic**  
 Spout Swivel Range: **360°**  
 Countertop Hole Dimension: **1 3/8"**

\*Filtration cannister and heating tank must be ordered separately.

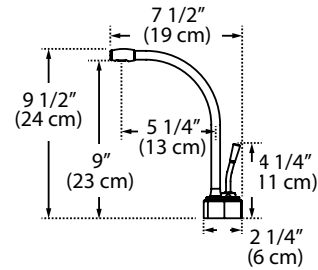


LOGIK  
**LB9200C NEW!** Polished Chrome  
**\$ 619.00**  
 120.0504.408  
**LB9270C NEW!** Polished Nickel  
**\$ 739.00**  
 120.0504.410  
**LB9280C NEW!** Satin Nickel  
**\$ 739.00**  
 120.0504.411

**Hot/Cold Filtered Water Dispenser with ceramic cartridge**

Flow Rate: **.5 gpm**  
 Spray Type: **Stream**  
 Cartridge: **3/8" Ceramic**  
 Spout Swivel Range: **360°**  
 Countertop Hole Dimension: **1 3/8"**

\*Filtration cannister, chiller and heating tanks must be ordered separately.

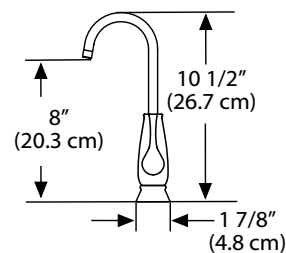


ORCA  
**LB14150 NEW!** Stainless Steel  
**\$ 479.00**  
 120.0383.730

**Little Butler® Hot Filtered Water Dispenser with ceramic cartridge**

Flow Rate: **.5 gpm**  
 Spray Type: **Stream**  
 Cartridge: **3/8" Ceramic**  
 Spout Swivel Range: **360°**  
 Countertop Hole Dimension: **1 1/4"**

\*Filtration cannister and heating tank must be ordered separately.



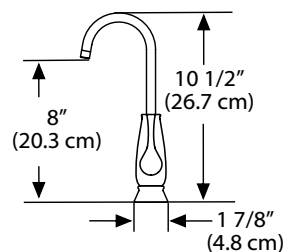


ORCA  
**LB14250 NEW!** Stainless Steel  
**\$ 599.00**  
 120.0383.742

**Little Butler®**  
**Hot/Cold Filtered Water Dispenser**  
**with ceramic cartridge**

Flow Rate: **.5 gpm**  
 Spray Type: **Stream**  
 Cartridge: **3/8" Ceramic**  
 Spout Swivel Range: **360°**  
 Countertop Hole Dimension: **1 1/4"**

\*Filtration cannister, chiller and heating tanks must be ordered separately.



cUPC®

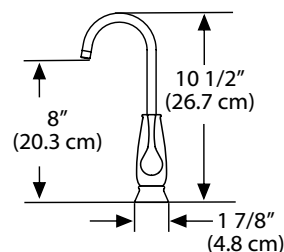


ORCA  
**DW14050 NEW!** Stainless Steel  
**\$ 479.00**  
 120.0383.729

**Cold Filtered Water Dispenser**  
**with ceramic cartridge**

Flow Rate: **.5 gpm**  
 Spray Type: **Stream**  
 Cartridge: **3/8" Ceramic**  
 Spout Swivel Range: **360°**  
 Countertop Hole Dimension: **1 1/4"**

\*Filtration cannister and chiller tank must be ordered separately.



cUPC®

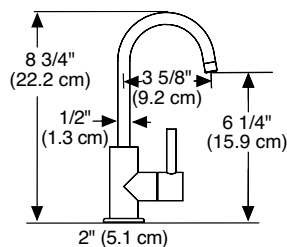


STEEL  
**LB13150** Stainless Steel  
**\$ 479.00**  
 119.0355.509

**Little Butler®**  
**Hot Filtered Water Dispenser**  
**with ceramic cartridge**

Flow Rate: **.5 gpm**  
 Spray Type: **Stream**  
 Cartridge: **3/8" Ceramic**  
 Spout Swivel Range: **360°**  
 Countertop Hole Dimension: **1 1/4"**

\*Filtration cannister and heating tank must be ordered separately.



cUPC®

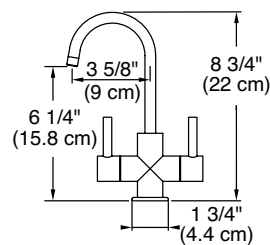


STEEL  
**LB13250** Stainless Steel  
**\$ 599.00**  
 120.0355.512

**Little Butler®**  
**Hot/Cold Filtered Water Dispenser**  
**with ceramic cartridge**

Flow Rate: **.5 gpm**  
 Spray Type: **Stream**  
 Cartridge: **3/8" Ceramic**  
 Spout Swivel Range: **360°**  
 Countertop Hole Dimension: **1 1/4"**

\*Filtration cannister, chiller and heating tanks must be ordered separately.



cUPC®

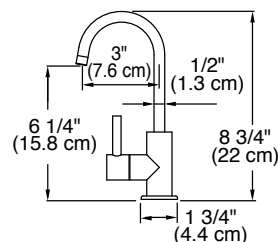


STEEL  
**DW13050** Stainless Steel  
**\$ 479.00**  
 120.0355.508

**Cold Filtered Water Dispenser**  
**with ceramic cartridge**

Flow Rate: **.5 gpm**  
 Spray Type: **Stream**  
 Cartridge: **3/8" Ceramic**  
 Spout Swivel Range: **360°**  
 Countertop Hole Dimension: **1 1/4"**

\*Filtration cannister and chiller tank must be ordered separately.



cUPC®

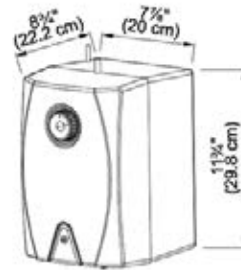
# Filtration by Franke



**HT-100 NEW!**  
\$ 449.00  
119.0361.284

### Little Butler® Heating Tank

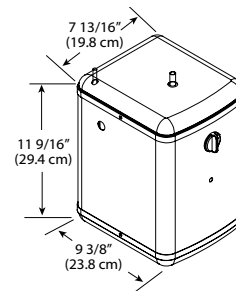
For use with all Franke hot only and hot/cold filtration faucets  
Heats up to 40 cups per hour, close to boiling temperature  
Temperature range with dial to a maximum of 190°  
5/8 gallon stainless steel tank  
780 watts  
1 Year Warranty



**HT-300 NEW!**  
(Replaces HT-200)  
\$ 529.00  
119.0436.311

### Little Butler® Heating Tank

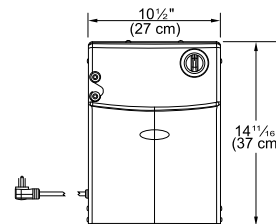
For use with all Franke hot only and hot/cold filtration faucets  
Heats up to 60 cups per hour, close to boiling temperature  
Temperature range with dial to a maximum of 194°  
5/8 gallon stainless steel tank  
1300 watts  
1 Year Warranty



**CT-200**  
\$ 1139.00  
119.0355.537

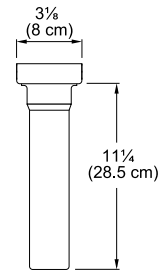
### Chiller Tank Suitable for use with Reverse Osmosis Systems

Where municipalities enforce backflow prevention on plumbing systems, it is mandatory that this unit be installed with a water hammer arrestor (with a volume of 5 cubic inch or greater).

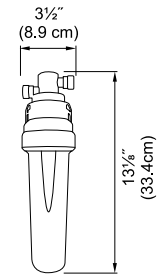




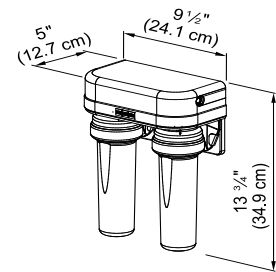
Model Name	Description	FUN	
FRCNSTR	Stainless Steel filtration cannister Includes FRC06	133.0171.120	<b>\$ 399.00</b>



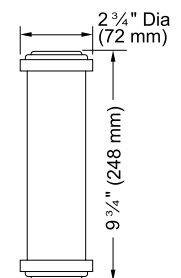
Model Name	Description	FUN	
FRCNSTR100	Filtration cannister Includes FRC06	133.0204.098	<b>\$ 279.00</b>
FRCNSTR110	Filtration cannister ThermoPlast with FRC10 <b>NEW!</b>		<b>\$ 289.00</b>



Model Name	Description	FUN	
FRCNSTR-DUO-1	Filtration cannister FRC06 (Chlorine) & FRC09 (Sediment) filters	133.0361.290	<b>\$ 479.00</b>
FRCNSTR-DUO-2	Filtration cannister FRC07 (Chloramine) & FRC09 (Sediment) filters	133.0361.291	<b>\$ 479.00</b>




Model Name	Description	FUN	
FRC06	Chlorine, taste & odor filter	133.0178.205	<b>\$ 122.00</b>
FRC07	Chloramine, taste & odor filter	133.0361.286	<b>\$ 122.00</b>
FRC08	Flouride reduction filter	133.0361.287	<b>\$ 122.00</b>
FRC09	0.5 micron sediment removal filter	133.0361.288	<b>\$ 74.00</b>
FRC10	Filter to reduce limescale & temporary hardness	133.0361.289	<b>\$ 134.00</b>



Model Name	Description	FUN	
FRX02	Cartridge replacement for Tri-flow	133.0081.412	<b>\$ 159.00</b>

# Waste Disposers



Permanent magnet motor for instant grinding

Anti microbial chamber coating for odour reduction



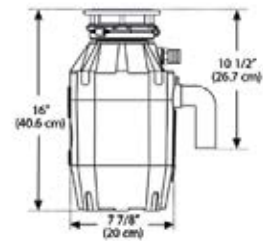
**FWDJ125 NEW!**  
\$ 489.00  
134.048 1.767

**Accessories optional**

-  **WD9088 Controller** \$132
-  **Air Switch Square**
-  **WDFlange**

**1 1/4 HP Continuous Feed**

- 2800 rpm, jam resistant DC motor
- Stainless steel grinding components
- Permanent magnet motor
- Sound insulated shell and baffle
- 3 bolt mounting hardware
- Power cord included
- Silverguard™ magnetic rim**
- Antimicrobial Bio Shield®
- Limited Lifetime Warranty**



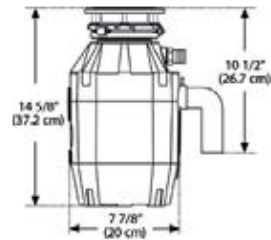
**FWDJ75 NEW!**  
\$ 379.00  
134.048 1.768

**Accessories optional**

-  **WD9088 Controller** \$132
-  **Air Switch Round or Square**
-  **WDFlange**

**3/4 HP Continuous Feed**

- 2700 rpm, jam resistant DC motor
- Stainless steel grinding components
- Permanent magnet motor
- Sound insulated shell and baffle
- 3 bolt mounting hardware
- Power cord included
- Silverguard™ magnetic rim**
- Antimicrobial Bio Shield®
- 10 Year Warranty**



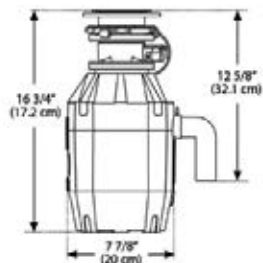
**FWDJ75B NEW!**  
\$ 509.00  
134.048 1.769

**Accessories optional**

-  **WDFlange**

**3/4 HP Batch Feed**

- 2700 rpm, jam resistant DC motor
- Stainless steel grinding components
- Permanent magnet motor
- Sound insulated shell and baffle
- 3 bolt mounting hardware
- Power cord included
- Antimicrobial Bio Shield®
- 10 Year Warranty**





**FWDJ50 NEW!**  
**\$ 259.00**  
 134.0482.018

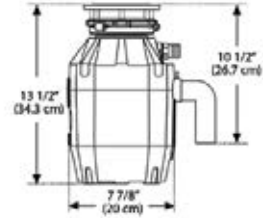
**Accessories optional**



WD9088 Air Switch WDFlange  
 Controller Round  
**\$132**

**1/2 HP Continuous Feed**

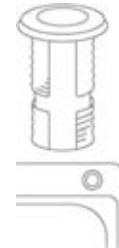
2600 rpm, jam resistant DC motor  
 Stainless steel grinding components  
 Permanent magnet motor  
 Sound insulated shell and baffle  
 3 bolt mounting hardware  
 Power cord included  
 Antimicrobial Bio Shield®  
**5 Year Warranty**



**WD3428C** Chrome  
**\$ 37.00**  
 112.0073.918  
**WD3428PN** Polished Nickel  
**\$ 40.00**  
 112.0073.920  
**WD3428SN** Satin Nickel  
**\$ 40.00**  
 112.0073.921  
**WD3428BK** Black  
**\$ 40.00**  
 112.0073.916  
**WD3494OWB** Old World Bronze  
**\$ 37.00**  
 112.0200.619

**Round Air Switches**  
**For continuous feed disposer controller**

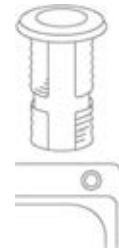
1 3/4" diameter  
 2" length  
 Fits a 1 3/8" hole



**WD9308C** Chrome  
**\$ 77.00**  
 112.0261.598  
**WD982PN** Polished Nickel  
**\$ 77.00**  
 112.0261.600  
**WD981SN** Satin Nickel  
**\$ 77.00**  
 112.0261.599  
**WD907BLK** Black  
**\$ 77.00**  
 112.0261.601  
**WD994OWB** Old World Bronze  
**\$ 77.00**  
 112.0262.554

**Square Air Switches**  
**For continuous feed disposer controller**

1 13/16" diameter  
 2" length  
 Fits a 1 1/2" hole



**WD9088**  
**\$ 132.00**  
 112.0073.934

**Controller for continuous feed waste disposers**

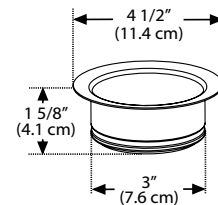
Requires separate purchase of air switch



**WDFLANGE-SS** Stainless Steel  
**\$ 85.00**  
 112.0488.278  
**WDFLANGE-CH** Chrome  
**\$ 85.00**  
 112.0488.279

**Waste Disposer Flange**  
**For thicker sink materials such as Fireclay and Granite**

Stopper Included  
 Hole size 3 1/2"

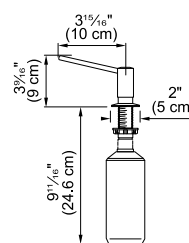


# Soap Dispensers



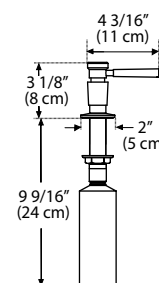
AMBIENT  
**SD3100** Chrome  
**\$ 129.00**  
 119.0150.262  
**SD3170 NEW!** Polished Nickel  
**\$ 165.00**  
 119.0507.010  
**SD3180** Satin Nickel  
**\$ 165.00**  
 119.0155.993

Capacity: **10 oz.**  
 Countertop Hole Dimension: **1 1/8"**



ABSINTHE  
**SD5200 NEW!** Chrome  
**\$ 162.00**  
 119.0502.526  
**SD5220 NEW!** Matte Black  
**\$ 199.00**  
 119.0502.527  
**SD5270 NEW!** Polished Nickel  
**\$ 199.00**  
 119.0502.528  
**SD5280 NEW!** Satin Nickel  
**\$ 199.00**  
 119.0502.529

Capacity: **10 oz.**  
 Countertop Hole Dimension: **1 1/8"**

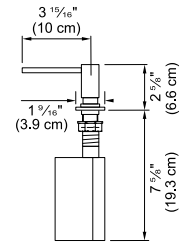






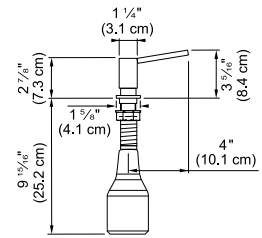
PLANAR 8  
**SD2800** Chrome  
**\$ 359.00**  
 119.0176.057  
**SD2880** Satin Nickel  
**\$ 439.00**  
 119.0176.059

Capacity: **8.5 oz.**  
 Countertop Hole Dimension: **1 1/8"**



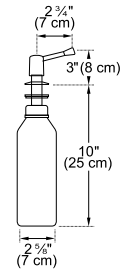
STEEL  
**SD3450** Stainless Steel  
**\$ 279.00**  
 119.0307.938

Capacity: **10 oz.**  
 Countertop Hole Dimension: **1 1/8"**



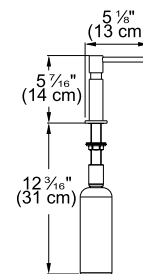
**902-C** Chrome  
**\$ 199.00**  
 119.0080.612  
**902-PN** Polished Nickel  
**\$ 249.00**  
 119.0080.613  
**902-SN** Satin Nickel  
**\$ 239.00**  
 119.0080.614

Capacity: **12 oz.**  
 Countertop Hole Dimension: **1 1/8"**



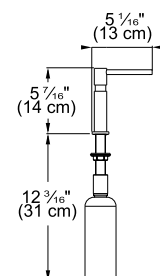
**SD-500** Chrome  
**\$ 389.00**  
 119.0068.281  
**SD-580N** Satin Nickel  
**\$ 429.00**  
 119.0437.314

Capacity: **16 oz.**  
 Countertop Hole Dimension: **1 1/8"**



**SD-800** Chrome  
**\$ 579.00**  
 119.0068.287  
**SD-880N** Satin Nickel  
**\$ 589.00**  
 119.0437.315

Capacity: **16 oz.**  
 Countertop Hole Dimension: **1 1/8"**



# Accessories

KITCHEN SINK ACCESSORIES

84-88

WARRANTY

89

OVERVIEW OF CABINET SIZES

90

QUICK FIND GUIDE

92-93

NAMING CONVENTION

93





Flexible roller mats



Stainless steel colanders



Hardwood and glass cutting boards

# Kitchen Sink Accessories

At Franke we believe that your kitchen sink area should transform how you work in the kitchen ... and how many cooks can successfully work together! The sink area obviously serves as the centre for clean up after a sumptuous meal, but it can be so much more. From chopping to rinsing, from draining to defrosting, and even serving, the sink area easily addresses so many other functions with the simple addition of a few well design sink accessories. We offer chopping boards, colanders and drain trays, innovative roll mats, bottom and shelf grids for most of our sinks - so go ahead, entice help in your kitchen by providing them with tools to help you create culinary delights!



## COLANDERS, BASKETS & TRAYS



**CP-50C**  
112.0066.282  
13"x15 1/2"x5 1/2"  
\$ 279.00



**CUW-60S**  
112.0173.587  
13 3/8"x18"x1 1/2"  
\$ 195.00



**CUW-70S**  
112.0394.981  
15 1/2"x6"  
\$ 219.00



**KB-70C**  
112.0014.123  
9 1/4"x16 1/2"x3 1/2"  
\$ 239.00



**OC-60S**  
112.0040.754  
12"x18"x8"  
\$ 166.00



**PS12-50S**  
112.0310.985  
12 3/16"x14 11/16"x4"  
\$ 141.00



**PE-70S**  
112.0334.171  
6 3/16"x17 11/16"x2 1/8"  
\$ 249.00



**PX-70S**  
112.0066.060  
6"x16 3/4"x2"  
\$ 209.00




**RBN-50C**  
112.0047.838  
14 1/4"x14 1/4"x6 1/4"  
\$ 166.00



**PS-75S**  
112.0352.875  
10 1/8"x10 1/4"x4 1/4"  
\$ 167.00




**PS2-70S NEW!**  
17 5/8"x6 1/8"x2 1/8"  
\$ 219.00




**CUW18-36S**  
112.0434.834  
15 1/2"x17 1/2"x1 1/4"  
\$ 153.00



**CUW24-36S**  
112.0434.861  
31 1/4"x15 3/4"x1"  
\$ 163.00




**CUW31-36S NEW!**  
31 1/4"x15 3/4"x1"  
\$ 173.00




**FK30-36S**  
112.0191.591  
27 1/4"x16"x1 1/4"  
\$ 299.00

## BOTTOM GRIDS



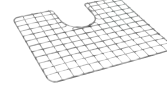
**FK33-36S**  
112.0191.592  
30"x18 1/2"x1 1/4"  
\$ 319.00




**FK36-36S**  
112.0191.593  
30"x18 1/2"x1 1/4"  
\$ 339.00



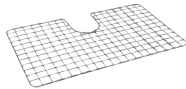
**KB13-36S**  
112.0286.918  
12 3/8"x14 3/4"  
\$ 139.00



**KB18-36S**  
112.0250.456  
16 9/16"x15 9/16"  
\$ 149.00




**KB21-36S**  
112.0250.457  
20 1/8"x14 5/16"  
\$ 182.00



**KB28-36S**  
112.0083.069  
26 1/2"x14 1/2"x1"  
\$ 195.00




**KBG13-36S**  
112.0390.432  
13 1/8"x16 1/8"  
\$ 135.00



**KBG31-36S**  
112.0390.433  
29 3/4"x15 1/8"  
\$ 219.00



**MK24-36C**  
112.0066.244  
18"x22"x1"  
\$ 249.00



**MK28-36C**  
112.0066.246  
25"x15 3/4"x1"  
\$ 269.00



**MK31-36C-LH**  
112.0066.247  
17"x13 1/2"x1"  
\$ 249.00



**MK31-36C-RH**  
112.0066.248  
17 1/4"x13 7/8"x1"  
\$ 249.00



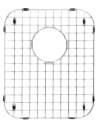
**MK35-36C-LH**  
112.0066.249  
18"x13"x1"  
\$ 289.00



**MK35-36C-RH**  
112.0066.250  
18"x13"x1"  
\$ 289.00



**NC12-36S**  
112.0274.418  
10 3/16"x14 15/16"x1"  
\$ 95.00




**NC14-36S**  
112.0044.785  
11 7/8"x14 1/4"x1"  
\$ 126.00



**NC15-36S**  
112.0274.419  
12 15/16"x15 1/16"x1"  
\$ 127.00




**NC18-36S**  
112.0274.417  
15 15/16"x14 15/16"x1"  
\$ 140.00



**NC1820-36S**  
112.0274.420  
15 15/16"x17 11/16"x1"  
\$ 160.00



**NC23-36S**  
112.0274.419  
20 15/16"x15 1/16"x1"  
\$ 160.00



**NC28-36S**  
112.0044.794  
25 1/4"x14 5/8"x1"  
\$ 162.00




**NC31-36S**  
112.0274.414  
18 3/16"x9 7/16"x1"  
\$ 192.00



**OC-36S**  
112.0040.589  
27"x16 1/2"x1 1/2"  
\$ 193.00



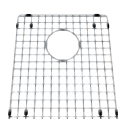
**PS10-36S**  
112.0311.637  
9"x15"x1"  
\$ 174.00



**PS11-36S**  
112.0274.415  
10 3/16"x15 3/16"x1"  
\$ 174.00



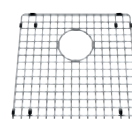
**PS13-36S**  
112.0314.704  
12"x15"x1"  
\$ 197.00




**PS14-36S**  
112.0274.414  
13 3/16"x15 3/16"x1"  
\$ 172.00



**PS15-36S**  
112.0460.161  
14 1/4"x14 1/4"  
\$ 188.00

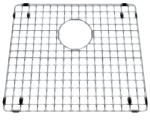


**PS16-36S**  
112.0194.707  
15 3/16"x15 3/16"x1"  
\$ 199.00




**PS17-36S**  
112.0485.627  
15 3/16"x16 3/16"x1"  
\$ 224.00

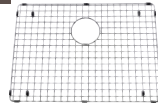
# Kitchen Sink Accessories



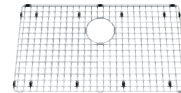
**PS18-36S**  
112.0274.416  
17 3/16"x15 3/16"x1"  
\$ 246.00



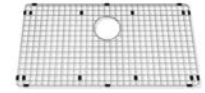
**PS21-36S**  
112.0040.598  
20 3/16"x15 3/16"x1"  
\$ 284.00



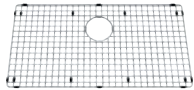
**PS23-36S**  
112.0194.704  
22 3/16"x16 3/16"x1"  
\$ 299.00



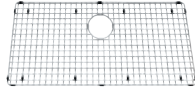
**PS27-36S**  
112.0040.597  
26 3/16"x15 3/16"x1"  
\$ 339.00




**PS29-36S**  
112.0454.913  
28 5/8"x15 5/8"x1  
\$ 359.00




**PS30-36S**  
112.0194.705  
29 3/16"x15 3/16"x1"  
\$ 369.00




**PS33-36S NEW!**  
112.0194.706  
32 13/64"x15 7/32"x1 1/4"  
\$389.00




**PX-13S**  
112.0173.253  
13 1/8"x16 1/4"x1 1/4"  
\$ 145.00




**PX-18S**  
112.0173.261  
17 1/2"x16 1/4"x1 1/4"  
\$ 161.00



**PX-21S**  
112.0173.262  
21 3/8"x16 1/4"x1 1/4"  
\$ 202.00



**PX-25S**  
112.0260.338  
24 3/4"x16 1/4"x1"  
\$ 208.00



**PX-28S**  
112.0173.263  
27 1/4"x16 1/4"x1"  
\$ 217.00



**RG-36S**  
112.0066.265  
16 7/16"x13"x1 1/2"  
\$ 115.00



**RG-36S-RH**  
112.0066.264  
14 1/4"x11 1/2"x1 1/2"  
\$ 144.00




**PT14-36S NEW!**  
112.0491.334  
12 5/16"x15 13/16"x1"  
\$159.00




**PT17-36S NEW!**  
112.0491.401  
15 3/8"x15 13/16"x1"  
\$159.00



**PT20-36S NEW!**  
112.0489.171  
18 5/16"x15 13/16"x1"  
\$169.00



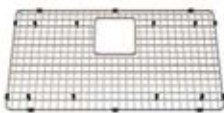
**PT22-36S NEW!**  
112.0491.337  
20 15/16"x15 13/16"x1"  
\$169.00



**PT25-36S NEW!**  
112.0491.338  
23 13/16"x15 13/16"x1"  
\$169.00



**PT28-36S NEW!**  
112.0491.339  
26 3/4"x15 13/16"x1"  
\$179.00



**PT31-36S NEW!**  
112.0491.340  
29 13/16"x15 13/16"x1"  
\$189.00




**PS2-11-36S NEW!**  
10 1/2"x16 1/2"x1"  
\$139.00



**PS2-14-36S NEW!**  
13 1/2"x16 1/2"x1"  
\$149.00



**PS2-15-36S NEW!**  
14 1/2"x16 1/2"x1"  
\$159.00




**PS2-16-36S NEW!**  
15 1/2"x16 1/2"x1"  
\$159.00




**PS2-18-36S NEW!**  
17 1/2"x16 1/2"x1"  
\$169.00




**PS2-21-36S NEW!**  
20 1/2"x16 1/2"x1"  
\$209.00



**PS2-24-36S NEW!**  
23 1/2"x16 1/2"x1"  
\$219.00



**PS2-27-36S NEW!**  
26 1/2"x16 1/2"x1"  
\$249.00

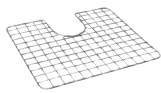


**PS2-30-36S NEW!**  
29 1/2"x16 1/2"x1"  
\$279.00

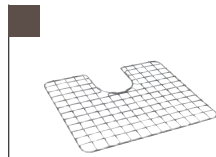


**PS2-33-36S NEW!**  
32 1/2"x16 1/2"x1"  
\$299.00


**SHELF GRIDS**




**KB18-31S**  
112.0050.987  
17 1/4"x15 1/2"x1/2"  
\$ 132.00




**KB21-31S**  
112.0040.845  
21"x15 1/2"x1/2"  
\$ 137.00



**KB28-31S**  
112.0083.068  
13 3/8"x15 3/16"x1/2"  
\$ 172.00



**OC-31S-LH**  
112.0047.502  
14 11/16"x13 11/16"x1/2"  
\$ 154.00



**OC-31S-RH**  
112.0047.503  
14 11/16"x13 11/16"x1/2"  
\$ 154.00



**PT14-31S NEW!**  
112.0490.011  
14"x16 1/4"x1/4"  
\$ 159.00




**TOP GRID**  
**KB17-31C**  
112.0014.121  
13 1/2"x15 3/4"x1/2"  
\$ 100.00



**ROLLER MATS**  
**CUW-36RM NEW!**  
112.0434.831  
15 3/4"x17"  
\$ 152.00



**KB-36RM**  
112.0058.537  
16 5/8"x18 1/8"x1 1/2"  
\$ 183.00




**PKG12-36RM**  
112.0391.214  
9 3/4"x13 3/4"  
\$ 136.00



**UV-36RM NEW!**  
112.0391.220  
18 7/16"x20"  
\$ 175.00




**PKG17-36RM**  
112.0391.212  
15"x13 3/4"  
\$ 174.00



**PKG18-31RM**  
112.0391.218  
18 7/16"x16 3/16"  
\$ 136.00



**PKG31-36RM**  
112.0391.216  
25 3/4"x13 3/4"  
\$ 223.00



**RM18S NEW!**  
12 13/16"x17 7/8"  
\$169.00

**CUTTING BOARDS**



**CUW-40S NEW!**  
112.0433.692  
10 1/4"x17"x1/8"  
\$ 173.00



**KB-40S**  
112.0014.124  
16 1/2"x24"x1"  
\$ 174.00



**OA-40S**  
112.0046.923  
15"x22"x1"  
\$ 339.00



**OC-45SP**  
112.0048.311  
20"x19 1/4"x4"  
\$ 399.00



**SP-40S NEW!**  
112.0342.598  
14 1/2"x9 3/4"  
\$ 61.00



**PS-40G**  
112.0274.412  
12"x16 7/8"x1/2"  
\$ 160.00



**PS-40S**  
112.0276.360  
24 11/16"x11 15/16"x1"  
\$ 214.00



**PT40S NEW!**  
112.0489.172  
10 7/8"x18 1/2"x1"  
\$ 229.00



**PX-40S**  
112.0173.264  
14 1/2"x17 1/4"x1 3/4"  
\$ 247.00



**PS2-40 NEW!**  
10 3/4"x13 1/8"x1"  
\$249.00



**PT-41S NEW!**  
112.0527.413  
11"x18 1/2"x1"  
\$219.00

# Kitchen Sink Accessories



**1145**

Finish



Chrome

112.0055.508

\$ 26.00

**1145SN**

Finish



Satin Nickel

112.0185.195

\$ 102.00

Note Fits standard 3 1/2" waste hole



**1135T**

Polypropylene tailpiece  
with rubber gasket

112.0357.197

\$ 8.50



**906**

Finish



Chrome

112.0344.294

\$ 71.00

**906SN**

Finish



Satin Nickel

112.0344.505

\$ 95.00

Note Fits standard 3 1/2" waste hole



**PKGCVR**

Finish



Stainless Steel

112.0083.147

\$ 95.00

Note Drain cover for Peak Granite



**PKXCVR**

Finish



Stainless Steel

112.0169.254

\$ 112.00

Note Drain cover for Peak product



**RND-CVR NEW!**  
For Professional Sries 2.0

Finish



Stainless Steel

\$ 95.00



**900P**

Finish



Chrome

112.0048.576

\$ 137.00

**900P-SN27**

Finish



Satin Nickel

112.0265.075

\$ 164.00

Note Pop up strainer accommodates a maximum 2 1/2" countertop thickness. Fits standard hole size of 1 3/8" hole in countertop or sink ledge. Flange diameter 1 1/2". Cable length 27".



**FRTWIST-SN**

Finish

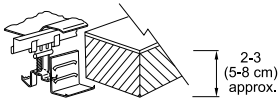


Satin Nickel

112.0079.835

\$ 230.00

Note Pop up strainer accommodates a maximum 2 1/2" countertop thickness. Fits standard hole size of 1 3/8" hole in countertop or sink ledge. Flange diameter 1 1/2". Cable length 27".



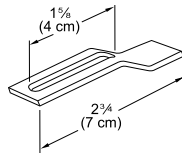
**CL-XT**

Clip Extender

113.0067.269

\$ 7.40

Note CL-XT is a clip extender to increase the working span for thicker countertops. Increase up to 1 3/8".



**EL-CLIP**

Undermount Sink Clip

113.0067.268

\$ 6.40

Note Replacement clips for undermount sinks



**903**

Stainless Steel Cleaner

112.0039.150

\$ 30.00

**903-10**

10 pack case of 903 Stainless Steel Cleaner

112.0314.960

\$ 269.00



**20102**

Undermount hardware kit

112.0266.494

\$ 8.60



**YOUR LIFE**

Every one of us has our own way of approaching life, be it due to culture, past experiences or simply personal style.

**YOUR EXPECTATIONS**

An individual lifestyle expresses itself in different ways - it affects our wishes and expectations, our desires and our dreams.

**YOUR STYLE**

The kitchen is the one place in your home where you can best express your own personal style.

**YOUR CHOICE**

Franke offers you the unique opportunity to transform your kitchen into a place of living - according to your expectations. The wide range of styles will satisfy all your needs - in the end it is just a matter of choice. Your choice.

**WARRANTY****SINKS**

Franke Kindred Canada Limited warrants the quality of its stainless steel, granite and fireclay sinks to be free from manufacturing defects in material and workmanship, under normal usage for the lifetime of the sink.

**HOT & COLD FILTERED WATER**

Franke Kindred Canada Limited extends the following warranties to the original purchaser of its faucets, and hot and cold dispenser systems and tanks after January 1, 2013. All other products will be covered under the prior warranty. Warranties apply only to the original owner, providing the product has been installed in accordance with our installation instructions, and used as recommended in a normal residential application. In the event of a warranty claim, the owner will be required to provide proof of purchase. For more details, please reference [www.frankecanada.com](http://www.frankecanada.com).

**FAUCETS**

All faucets installed in a private residence will carry a limited lifetime warranty on all mechanical parts to be free of manufacturing defects in material and workmanship under normal usages. All chrome finishes carry a limited lifetime warranty; all other finishes are warranted for five (5) years from the original date of purchase.

**WATER DISPENSER SYSTEMS**

Franke Kindred Canada Limited warrants Franke water dispenser systems to be free of manufacturing defects for a period of five (5) years from the date of purchase.

**FRANKE HOT WATER**

Franke Kindred Canada Limited warrants Franke heating tanks to be free of manufacturing defects for a period of one (1) year from the date of purchase.

**FRANKE WASTE DISPOSER**

Please reference pages 78-79 for warranty information specific to each Franke Waste Disposer model.

# Overview of Cabinet Sizes

## 12" cabinet

Model Name	Fun
KBX110-8	112.0055.355

## 15" cabinet

Model Name	Fun
KBX110-13	122.0055.356
NCX110-12	122.0189.295
PKX110-13	122.0074.951

## 18" cabinet

Model Name	Fun
KBG110-13	125.0394.804
NCX110-15	122.0189.294
RBX110	101.0067.342
TCX110-15	122.0435.834
PTX110-14-CA	122.0491.561
PS2X110-15-CA	122.0528.555

## 21" cabinet

Model Name	Fun
KBX110-18	122.0055.357
MHK110-20WH	130.0055.524
NCX110-18	122.0312.781
PKX110-18	122.0074.938
TCX110-18	122.0295.852
PTX110-17-CA	122.0491.562
PS2X110-18-CA	122.0528.557

## 24" cabinet

Model Name	Fun
KBX110-21	122.0020.079
MHK110-24WH	130.0055.529
PKX110-21	122.0074.956
PSX1102110/16BG	122.0174.490
TCX110-21	122.0295.857
PTX110-20-CA	122.0491.563
PS2X110-21-CA	122.0528.558

## 27" cabinet

Model Name	Fun
NCX110-23	122.0189.293
PKX110-25	122.0280.465
TCX160-24RH	122.0295.890
PTX110-22-CA	122.0491.564
PS2X110-24-12-CA	122.0528.606
PS2X110-24-CA	122.0528.559
LRX110-2310-316	122.0274.293
LRX110-2312-316	122.0274.294

## 30" cabinet

Model Name	Fun
CUX110-18	122.0477.984
FHK710-30WH	130.0079.638
KBX110-28	122.0187.717
MHK110-28WH	130.0055.533
NCX110-28	122.0189.292
PKX110-28	122.0074.954
PSX1102710/16BG	122.0174.491
TCX110-27	122.0295.871
PTX110-25-CA	122.0491.565
PS2X110-27-CA	122.0528.560

## 33" cabinet

Model Name	Fun
FHK710-33WH	130.0079.634
KBX160	122.0066.808
MHK720-31WH	130.0066.206
NCX110-31	122.0312.783
NCX120	122.0189.251
NCX120-29	122.0189.274
NCX120-31RH	122.0189.275
NCX160-28RH	122.0189.291
NCX160-30RH	122.0189.279
NCX160-31RH	122.0189.280
ORX110	122.0055.370
PKX160-RH	122.0080.011
PSX110-30	122.0274.296
PSX1103010/16BG	122.0174.484
PSX120-29	122.0274.297
PSX120309/16BG	122.0174.492
PSX160-30RH	122.0274.300
RGX160	122.0066.790
TCX110-29	122.0435.841
TCX120-29	122.0295.881
TCX160-29RH	122.0295.896
TCX160-31RH	122.0485.841
PTX110-28-CA	122.0491.566
PS2X120-14-14-CA	122.0528.604
PS2X160-18-11-CA	122.0528.603
PS2X110-30-12-CA	122.0528.607
PS2X110-30-CA	122.0528.601

## 36" cabinet

Model Name	Fun
CUX110-24	122.0477.996
FHK710-36WH	130.0079.641
KBG110-31	125.0394.799
KBX120-34	122.0055.366
MHK720-35WH	130.0066.213
ORG110	125.0394.794
PKG110-31	125.0394.664
PKG160	125.0394.669
PSX110-33	122.0274.295
PSX120-33	122.0274.298
PSX120339/16BG	122.0174.494
PTX110-31-CA	122.0491.567
P2X120-16-16-CA	-
PS2X110-33-CA	122.0528.602

## 39" cabinet

Model Name	Fun
KBX120-39	122.0066.810

## 42" cabinet

Model Name	Fun
CUX110-31	122.0528.554

## 45" cabinet

Model Name	Fun
KBX120-43	122.0066.806





# Quick Find Guide/Naming Convention

## FILTRATION (cont'd)

Model Name	Fun	Price	Page
LB7170C	119.0504.394	\$ 549	73
LB7180C	119.0504.395	\$ 549	73
LB7200C	120.0504.404	\$ 629	73
LB7270C	120.0504.406	\$ 759	73
LB7280C	120.0504.407	\$ 759	73
LB9100C	119.0504.396	\$ 449	74
LB9170C	119.0504.398	\$ 549	74
LB9180C	119.0504.399	\$ 549	74
LB9200C	120.0504.408	\$ 619	74
LB9270C	120.0504.410	\$ 739	74
LB9280C	120.0504.411	\$ 739	74

## SOAP DISPENSERS

Model Name	Fun	Price	Page
902-C	119.0080.612	\$ 199	81
902-PN	119.0080.613	\$ 249	81
902-SN	119.0080.614	\$ 239	81
SD-500	119.0068.281	\$ 389	81
SD-580N	119.0437.314	\$ 429	81
SD-800	119.0068.287	\$ 579	81
SD-880N	119.0437.315	\$ 589	81
SD2800	119.0176.057	\$ 359	81
SD2880	119.0176.059	\$ 439	81
SD3100	119.0150.262	\$ 129	80
SD3170	119.0507.010	\$ 165	80
SD3180	119.0155.993	\$ 165	80
SD3450	119.0307.938	\$ 279	81
SD5200	119.0502.526	\$ 162	80
SD5220	119.0502.527	\$ 199	80
SD5270	119.0502.528	\$ 199	80
SD5280	119.0502.529	\$ 199	80

## WASTE DISPOSERS

Model Name	Fun	Price	Page
FWDJ125	134.0481.767	\$ 489	78
FWDJ50	134.0482.018	\$ 259	78
FWDJ75	134.0481.768	\$ 379	78
FWDJ75B	134.0481.769	\$ 509	78
WD3428BK	112.0073.916	\$ 40	79
WD3428C	112.0073.918	\$ 37	79
WD3428PN	112.0073.920	\$ 40	79
WD3428SN	112.0073.921	\$ 40	79
WD3494OWB	112.0200.619	\$ 37	79
WD907BLK	112.0261.601	\$ 77	79
WD9088	112.0073.934	\$ 132	79
WD930CH	112.0261.598	\$ 77	79
WD981SN	112.0261.599	\$ 77	79
WD982PN	112.0261.600	\$ 77	79
WD994OWB	112.0262.554	\$ 77	79
WDFLANGE-CH	112.0488.279	\$ 85	79
WDFLANGE-SS	112.0488.278	\$ 85	79

## ACCESSORIES

Model Name	Fun	Price	Page
903	112.0039.150	\$ 30	88
906	112.0344.294	\$ 71	88
1145	112.0055.508	\$ 26	88
20102	992.000040.514	\$ 8.60	88
31703	112.0366.516	\$ 2.15	88
1135T	133.0457.529	\$ 8.50	88
1145SN	112.0185.195	\$ 102	88
900P	112.0048.576	\$ 137	88
900P-SN27	112.0265.075	\$ 164	88
903-10	112.0314.960	\$ 269	88
906SN	112.0344.505	\$ 95	88
CLXT	113.0067.269	\$ 7.40	88
CP-50C	112.0066.282	\$ 279	84
CUW-36RM	112.0434.831	\$ 152	87
CUW-40S	112.0433.692	\$ 173	87
CUW-60S	112.0173.587	\$ 195	84
CUW-70S	112.0394.981	\$ 219	84
CUW18-36S	112.0434.834	\$ 153	84
CUW24-36S	112.0434.861	\$ 163	84
CUW31-36S	-	\$ 173	84
EL-CLIP	113.0067.268	\$ 6.4	88
FK30-36S	112.0191.591	\$ 299	84
FK33-36S	112.0191.592	\$ 319	85
FK36-36S	112.0191.593	\$ 339	85
FRTWIST-SN	112.0079.835	\$ 230	88
KB-36RM	112.0058.537	\$ 183	87
KB-40S	112.0014.124	\$ 174	87
KB-70C	112.0014.123	\$ 239	84
KB13-36S	112.0204.644	\$ 139	85
KB17-31C	112.0014.121	\$ 100	87
KB18-31S	112.0050.987	\$ 132	87
KB18-36S	112.0204.643	\$ 149	85
KB21-31S	112.0040.845	\$ 137	87
KB21-36S	112.0189.540	\$ 182	85
KB28-31S	112.0083.068	\$ 172	87
KB28-36S	112.0083.069	\$ 195	85
KBG13-36S	112.0391.432	\$ 135	85

## ACCESSORIES (cont'd)

Model Name	Fun	Price	Page
KBG31-36S	112.0390.433	\$ 219	85
MK24-36C	112.0066.244	\$ 249	85
MK28-36C	112.0066.246	\$ 269	85
MK31-36C-LH	112.0066.247	\$ 249	85
MK31-36C-RH	112.0066.248	\$ 249	85
MK35-36C-LH	112.0066.249	\$ 289	85
MK35-36C-RH	112.0066.250	\$ 289	85
NC12-36S	112.0274.418	\$ 95	85
NC14-36S	112.0044.785	\$ 126	85
NC15-36S	112.0274.419	\$ 127	85
NC18-36S	112.0274.417	\$ 140	85
NC1820-36S	112.0274.420	\$ 160	85
NC23-36S	112.0275.149	\$ 160	85
NC28-36S	112.0044.794	\$ 162	85
NC31-36S	112.0276.228	\$ 192	85
OA-40S	112.0046.923	\$ 339	87
OC-31S-LH	112.0047.502	\$ 154	87
OC-31S-RH	112.0047.503	\$ 154	87
OC-36S	112.0040.589	\$ 193	85
OC-45SP	112.0048.311	\$ 399	87
OC-60S	112.0040.754	\$ 166	84
PKG12-36RM	112.0391.214	\$ 136	87
PKG17-36RM	112.0391.212	\$ 174	87
PKG18-31RM	112.0391.218	\$ 136	87
PKG31-36RM	112.0391.216	\$ 223	87
PKGCVR	112.0395.171	\$ 95	88
PKXCVR	112.0169.254	\$ 112	88
PS-40G	112.0274.412	\$ 160	87
PS-40S	112.0276.360	\$ 214	87
PS-75S	112.0352.875	\$ 167	84
PS10-36S	112.0311.637	\$ 174	85
PS11-36S	112.0274.415	\$ 174	85
PS12-50S	112.0310.985	\$ 141	84
PS13-36S	112.0314.704	\$ 197	85
PS14-36S	112.0274.414	\$ 172	85
PS15-36S	112.0460.161	\$ 188	85
PS16-36S	112.0194.707	\$ 199	85
PS17-36S	112.0485.627	\$ 224	85
PS18-36S	112.0274.416	\$ 246	86
PS2-11-36S	-	\$ 139	86
PS2-14-36S	-	\$ 149	86
PS2-15-36S	-	\$ 159	86
PS2-16-36S	-	\$ 159	86
PS2-18-36S	-	\$ 169	86
PS2-21-36S	-	\$ 209	86
PS2-24-36S	-	\$ 219	86
PS2-27-36S	-	\$ 249	86
PS2-30-36S	-	\$ 279	86
PS2-33-36S	-	\$ 299	87
PS2-40	-	\$ 249	87
PS2-70S	-	\$ 219	84
PS21-36S	112.0040.598	\$ 284	86
PS23-36S	-	\$ 299	86
PS27-36S	112.0040.597	\$ 339	86
PS29-36S	112.0454.913	\$ 359	86
PS30-36S	112.0194.705	\$ 369	86
PS33-36S	112.0194.706	\$ 389	86
PT-40S	112.0489.172	\$ 229	87
PT-41S	112.0527.413	\$ 219	87
PT14-31S	112.0490.011	\$ 159	87
PT14-36S	112.0491.334	\$ 159	86
PT17-36S	112.0491.401	\$ 159	86
PT20-36S	112.0489.171	\$ 169	86
PT22-36S	112.0491.337	\$ 169	86
PT25-36S	112.0491.338	\$ 169	86
PT28-36S	112.0491.339	\$ 179	86
PT31-36S	112.0491.340	\$ 189	86
PX-13S	112.0173.258	\$ 145	86
PX-18S	112.0173.261	\$ 161	86
PX-21S	112.0173.262	\$ 202	86
PX-25S	112.0260.338	\$ 208	86
PX-28S	112.0173.263	\$ 217	86
PX-40S	112.0173.264	\$ 247	87
PX-70S	112.0066.060	\$ 209	84
RBN-50C	112.0047.838	\$ 166	84
RG-36S	112.0066.265	\$ 115	86
RG-36S-RH	112.0066.264	\$ 144	86
RM18S	-	\$ 169	87
RND-CVR	-	\$ 95	88
SP-40S	112.0342.598	\$ 61	87
UV-36RM	112.0391.220	\$ 175	87

## FRANKE SINKS

### Naming Convention Legend: What the product code tells us

The first two letters designate the product

- CU** = Chef Center
- FH** = Farm House
- KB** = Kubus
- LR** = Laundry
- MH** = Manor House
- NC** = Concerto
- OR** = Orca
- PK** = Peak
- PTX** = Pescara
- PS** = Professional Series
- PS2** = Professional Series 2.0
- RB** = Rotondo
- RG** = Regatta
- TC** = Techna

The third letter designates the material from which the sink is made

- X** - Stainless Steel
- G** - Granite
- K** - Fireclay

The first number indicates the installation type

- 1** - Undermount
- 7** - Farm House style

The second number determines the bowl configuration








- 1** - Single
- 2** - 1 3/4 or Twin Bowls
- 5** - 1 1/4 Bowls
- 6** - 1 1/2 Bowls
- 7 or 3** - 3 bowl sink

### Example: KBX160

- KB** - Kubus
- X** - Stainless Steel
- 1** - Undermount sink
- 6** - 1 1/2 Bowl configuration
- 0** - No drainboard



Franke Kindred Canada Limited  
1000 Franke Kindred Road  
Midland, Ontario Canada L4R 4K9  
Telephone 866-687-7465  
Fax 800-361-8408  
[www.frankecanada.com](http://www.frankecanada.com)

 [facebook.com/FrankeKitchen](https://facebook.com/FrankeKitchen)  
 [pinterest.com/FrankeKitchenUS](https://pinterest.com/FrankeKitchenUS)  
 [FrankeKitchen.tumblr.com](https://FrankeKitchen.tumblr.com)  
 [instagram.com/FrankeKitchen](https://instagram.com/FrankeKitchen)  
 [architizer.com/brands/Franke](https://architizer.com/brands/Franke)  
 [houzz.com/pro/FrankeKitchenUS](https://houzz.com/pro/FrankeKitchenUS)  
 [linkedin.com/company/Franke-Kitchen](https://linkedin.com/company/Franke-Kitchen)

**FRANKE**