

BI-48SID/O



FEATURES

- LED Lighting for brighter interior
- Overlay design accepts cabinetry panels of all kinds
- Ice and chilled water dispenser inside the refrigerator marries convenience and aesthetics
- Dual refrigeration keeps food fresher longer
- Air purification system fights spoilage, odors
- Crispers and deli drawers in low-temp, high-humidity zones for optimum freshness
- Microprocessor control assures peak performance
- Water-filtration system reduces contaminants, chlorine taste and odor
- Freshness cards for maximum food preservation
- Rigorously tested in our U.S. manufacturing facilities to ensure at least 20 years of heavy use
- Exceptional 24/7 support from our Customer Care team based in Madison, Wisconsin and just footsteps from our factory
- Magnetic door seal system locks in cold air
- Automatic ice maker with "max ice" feature
- Adjustable shelves for maximum convenience
- Ice and chilled water dispenser inside the refrigerator marries convenience and aesthetics

ACCESSORIES

- Stainless Steel Side Panel
- White Side Panel
- Air Purification Cartridge
- Egg Container
- Stainless steel kickplate
- Grilles for 83" or 88" finished height (84" is standard)
- Side panel mounting kit
- Flush inset panels in stainless steel with tubular or pro handles
- Full-length standard and extended framed handles
- Framed front panels in white or stainless steel
- Custom front panel mounting kit
- Stainless steel pro handles
- Stainless steel tubular handles

Accessories are available through an authorized Sub-Zero dealer.
For local dealer information, visit subzero-wolf.com/locator.



HANDLE ACCESSORIES

PRO



TUBULAR



PRODUCT DETAILS

REFRIGERATOR

- Internal ice and water dispenser
- 4 Adjustable glass shelves
- 1 Stationary glass shelf
- 1 High-humidity drawer with divider
- 2 Storage drawers with divider
- 3 Adjustable door shelves
- 2 Stationary door shelves
- Adjustable dairy compartment

FREEZER

- 3 Adjustable wire shelves
- 1 Stationary solid shelf
- 3 Storage drawers
- 5 Adjustable door shelves
- Automatic ice maker

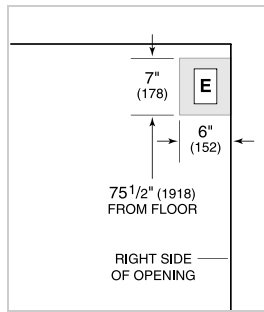
48" BUILT-IN SIDE-BY-SIDE REFRIGERATOR/FREEZER WITH INTERNAL DISPENSER - PANEL READY



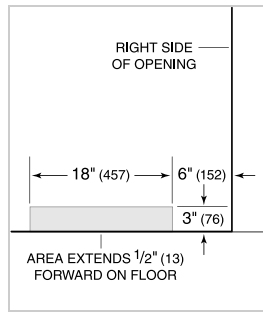
PRODUCT SPECIFICATIONS

Model	BI-48SID/O
Dimensions	48"W x 84"H x 24"D
Door Clearance	30"
Weight	656 lb
Refrigerator Capacity	18.6 cu ft
Freezer Capacity	9.6 cu ft
Electrical Supply	115 VAC, 60 Hz
Electrical Service	15 amp dedicated circuit
Plumbing Supply	1/4" OD copper, braided stainless steel or PEX tubing
Plumbing Pressure	35–120 psi
Receptacle	3-prong grounding-type

ELECTRICAL



PLUMBING

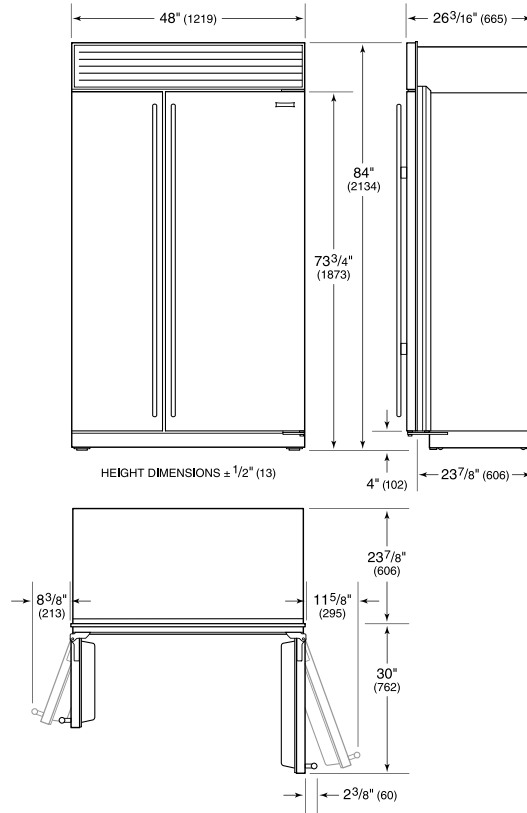


INTERIOR VIEW

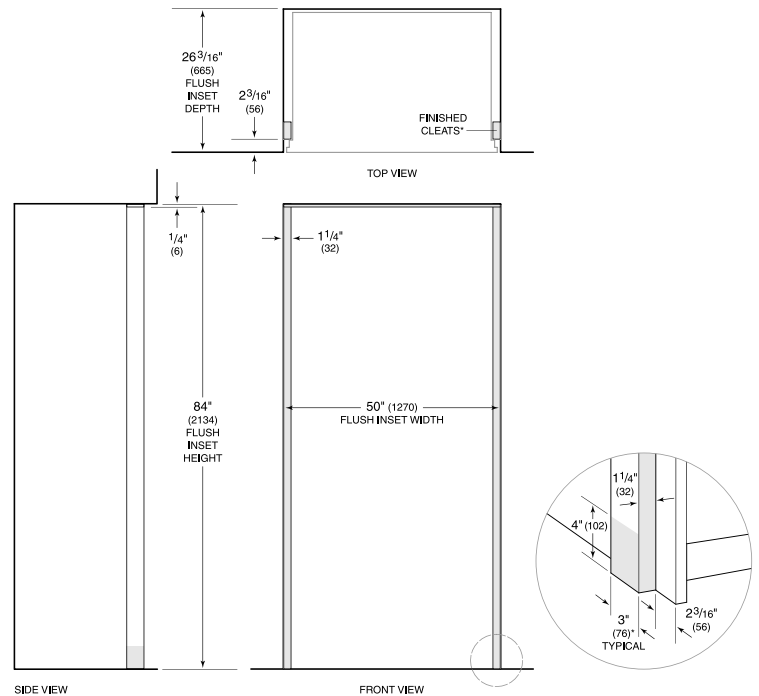


This illustration is intended for interior reference only and may not represent the exterior of the model being specified.

DIMENSIONS



FLUSH INSET INSTALLATION



*3" (76) typical depth. Shaded areas will be visible and should be finished to match cabinetry.
NOTE: Shaded line represents profile of unit with 3/4" (19) panel.