

FRIGIDAIRE

GALLERY.



French Door Refrigerators

FGHF2369M F/P/E

23 Cu. Ft. Counter-Depth



Product Dimensions

Height (Including Hinges & Rollers)	69-3/8"
Width (Doors)	36"
Depth (Including Door)	28-1/4"

More Easy-To-Use Features

Store-More™ Full-Width Drawer

A large capacity Cool Zone™ drawer provides enough space to easily store anything from sheet cakes and large platters to snacks and juice boxes.

Effortless™ Glide Crisper Drawers

Keep your fruits and vegetables fresh in our crisper drawers which easily glide out, and are designed to effortlessly close.

Effortless™ Glide Freezer Drawers

Drawers glide out smoothly and fully extend, giving you easy access to what's inside.

Store-More™ Bins

Our gallon-size bins are designed to store more, so you can fit a gallon of milk.

SpillSafe® Glass Shelves

SpillSafe® glass shelves slide out for easy access and are designed to keep spills contained, making cleanup a breeze.

PureAir Ultra® Filters

Our PureAir Ultra® air filters effortlessly keep the air in your refrigerator fresh.

Energy Saver Plus Technology

Express-Select® Controls On Ice and Water Dispenser

Easily select options with the touch of a button.

Automatic Alerts

Refrigerator alerts you if the door is left open or if temperature rises.

Signature Features



Fits-More™ Capacity

Our Fits-More™ French Door Refrigerator offers our most usable space inside, same space on the outside, so you can easily find a place for everything.



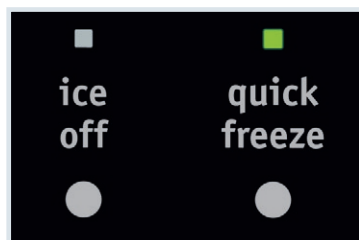
SpaceWise® Organization System

Makes it easy to keep food organized and easy to find when you need it with a Store-More™ full-width drawer, gallon-size door bins, and Effortless™ Glide freezer drawers.



Best-in-Class Ice & Water Filtration¹

PureSource Ultra® Water Filtration offers best-in-class water filtration so you get cleaner, fresher ice and water for your family.



Quick Freeze

Quickly freeze whatever you store to keep foods at their freshest.

ENERGY STAR®

Sabbath Mode (Star-K® Certified)



Available in:



Stainless (F)



Pearl (P)



Ebony (E)

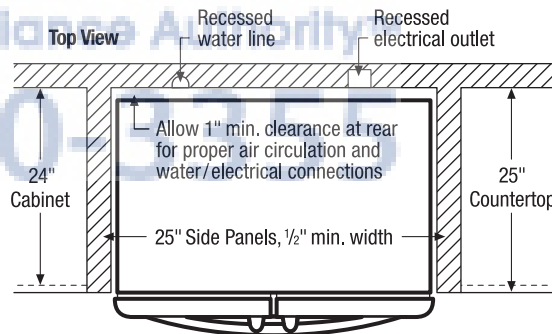
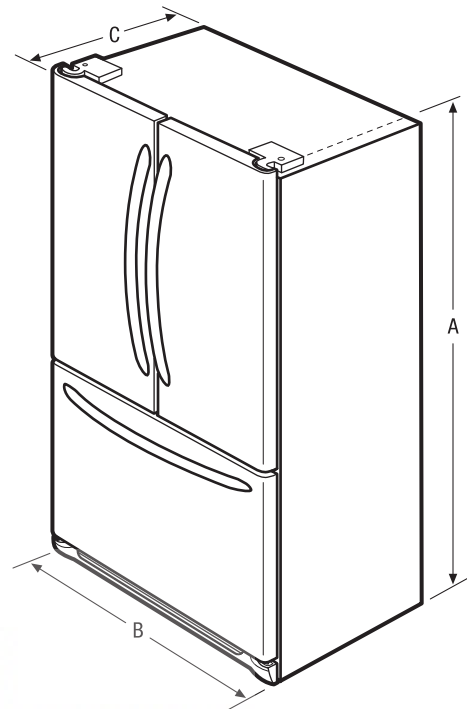
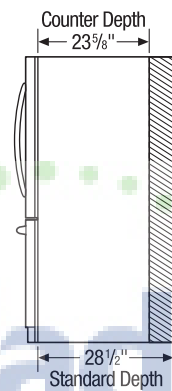
¹As compared to other consumer refrigeration water filtration systems.

frigidaire.com

Features	
Door Design	Soft-Arc Doors
Door Handle Design	Stainless Steel (F), Color-Coordinated (P/E)
Cabinet Finish	Grey (F), Color-Coordinated (P/E)
Door Stops/Door Closers	Yes/Yes
Door Hinge Covers	Hidden
Rollers - Front/Rear	Adjustable/Yes
Energy Saver Plus Technology	Yes
Water Filter Location	Top-Right Fresh Food Section
Sound Package	Quiet Pack
Dispenser	
Controls	Express-Select®
Dispenser Design	Tall, Single-Paddle
Number of Dispenser Buttons	13
Crushed Ice/Cube Ice/Chilled Water	Yes/Yes/Yes
Ice Option/Freeze Option	No/Quick Freeze
Display On/Off Option	Yes
Lock/Light	Yes/Yes
Temp/Door Ajar/Power Failure Alerts	Yes/Yes/Yes
Water Filter Change Indicator Light	Yes
Air Filter Change Indicator Light	Yes
Refrigerator Features	
Lighting	Designer LED
Water Filter Type	PureSource Ultra®
Air Filter Type	PureAir Ultra®
Fixed Shelves	
Quarter-Width Sliding Shelves	1 SpillSafe®
Half-Width Sliding Shelves	3 SpillSafe®
Cantilever Shelves	Yes
Store-More™ Full-Width Drawer	1 Cool Zone™
Hanging Wine Rack	1 Clear
Hanging Can Dispenser	
Crisper Drawer	2 Clear
Humidity Controls	2
Dairy Compartment	1 Clear
Store-More™ Fixed Door Bins	2 White (1 per door)
Fixed Door Bins	1 Half-Gallon/2-Liter Clear
Adjustable Door Bins/Dispenser Bin	1 Two-Gallon Clear/1 Clear
Non-Slip Bin Liner/Bottle Retainers	No/1
Freezer Features	
Self-Closing Pull-Out Drawer	Yes
Sliding Full-Width Freezer Baskets	2 Effortless™ Glide
Basket Dividers	1 (Bottom Basket)
Lighting	Yes
Certifications	
Sabbath Mode (Star-K® Certified)	Yes
ENERGY STAR®	Yes
Specifications	
Total Capacity (Cu. Ft.)	22.6
Refrigerator Capacity (Cu. Ft.)	15.70
Freezer Capacity (Cu. Ft.)	6.90
Power Supply Connection Location	Right Bottom Rear
Water Inlet Connection Location	Left Bottom Rear
Voltage Rating	120V/60Hz/15 or 20A
Connected Load (kW rating) @ 120 Volts¹	1.02
Amps @ 120 Volts	8.5
Minimum Circuit Required (Amps)	15
Shipping Weight (Approx.)	350 Lbs.

¹For use on adequately wired 120V, dedicated circuit having 2-wire service with a separate ground wire. Appliance must be grounded for safe operation.

Standard Refrigerator Depth vs. Counter Depth



NOTE: For planning purposes only. Always consult local and national electric and plumbing codes. Refer to Product Installation Guide for detailed installation instructions on the web at frigidaire.com.



Product Dimensions	
A - Height (Incl. Hinges & Rollers)	69-3/8"
B - Cabinet Width/Door Width	35-5/8" / 36"
C - Depth (Incl. Door)	28-1/4"
Depth with Door Open 90°	42-9/16"
Depth with Drawer Fully Extended (Incl. Handle)	45-5/8"

"Built-In Look" Cutout Dimensions	
Height (Incl. Hinges and Rollers)	70-1/4"
Width	36"
Depth	25"

Accessories information available on the web at frigidaire.com

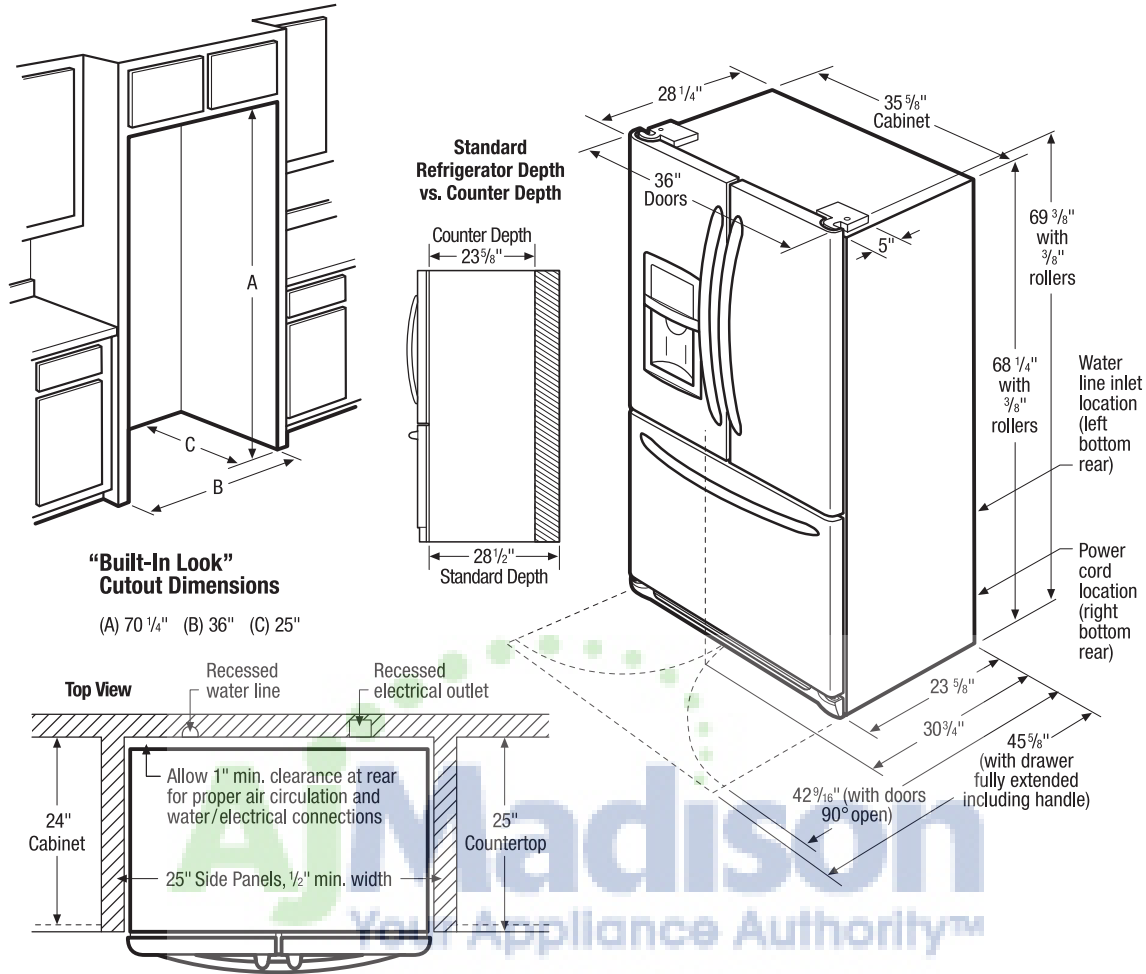
FRIGIDAIRE

USA • 10200 David Taylor Drive • Charlotte, NC 28262 • 1-800-FRIGIDAIRE • frigidaire.com
 CANADA • 5855 Terry Fox Way • Mississauga, ON L5V 3E4 • 1-800-265-8352 • frigidaire.ca

FGHF2369M 03/11

© 2011 Electrolux Home Products, Inc.

Specifications subject to change.
 Printed in the U.S.A.



Madison
Your Appliance Authority™
800-570-3355

French Door Refrigerator Specifications

- Product Shipping Weight (approx.) - 350 Lbs.
- An electrical supply with grounded three-prong receptacle is required. The power supply circuit must be installed in accordance with current edition of National Electrical Code (NFPA 70) and local codes & ordinances.
- Voltage Rating - 120V / 60 Hz / 15 or 20 Amps
- Connected Load (kW Rating) @120 Volts = 1.02 kW
- Amps @ 120 Volts = 8.5 Amps
- Always consult local and national electric & plumbing codes.
- Floor should be level surface of hard material, capable of supporting fully loaded refrigerator.
- When installing refrigerator adjacent to wall, cabinet or other appliance that extends beyond front edge of unit, 20" minimum clearance recommended to allow for optimum 120° to 180° door swing, providing complete drawer / crispener access and removal. (*Absolute 4-1/2" minimum clearance will ONLY allow for 90° door swing which will provide drawer / crispener access with restricted removal.*)
- To ensure optimum performance, avoid installing in direct sunlight or close proximity to range, dishwasher or other heat source.
- For proper ventilation, front grille MUST remain unobstructed.

- Recess electrical outlet when possible.
- Water recess on rear wall recommended to prevent water line damage.
- Water Pressure - Cold water line must provide between 30 and 100 pounds per square inch (psi).
- Copper tubing with 1/4" O.D. recommended for water supply line with length equal to distance from rear of unit to household water supply line plus 7 additional feet. Optional Water Supply Installation Kits available.
- Adjustable front rollers to assist with door alignment.

"Built-In Look" Specifications

- Minimum opening of 70-1/4" H x 36" W x 25" D required to allow for ease of installation, proper air circulation, and plumbing / electrical connections.
- Remove all wall / floor molding prior to installation.

Note: For planning purposes only. Refer to Product Installation Guide on the web at frigidaire.com for detailed instructions.