

FRIGIDAIRE

GALLERY



Double Wall Ovens

FGET2765P F/W/B

27" Electric



Product Dimensions

Height	50-7/16"
Width	27"
Depth	24-3/4"

More Easy-To-Use Features

Even Baking Technology

Our Even Baking Technology ensures even baking every time.

Effortless™ Temperature Probe

Take the guesswork out of cooking with the Effortless Temperature Probe that shows you the internal cooking temperature of your food. You can set the desired finished temperature and the oven alerts you when that temperature has been reached.

Steam Cleaning

A light oven cleaning that's chemical-free, odor-free, and fast.

Smudge-Proof™ Stainless Steel

Reduces fingerprints and smudges so it's easy to clean.

Built with American Pride

Appliances that are high-performing, more accessible, and more innovative than ever—designed, built, and engineered in the U.S.A.

Express-Select® Controls

Easily set cooking temperature or choose one-touch cooking options.

One-Touch Keep Warm Setting

Just one touch of a button keeps food warm until everything — and everyone — is ready.

Auto Oven Shut-Off

As an extra safety measure, the oven will automatically shut off after six hours.

Sabbath Mode (Star-K® Certified)

Available in:



Stainless
(F)



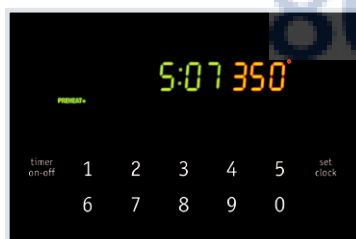
White
(W)



Black
(B)

Based on single rack cooking performance, not set temperature, using Quick Preheat.

Signature Features



Quick Preheat

Preheat in less than six minutes.¹



True Convection

Single convection fan circulates hot air throughout the oven for faster and more even multi-rack baking.



Power Broil

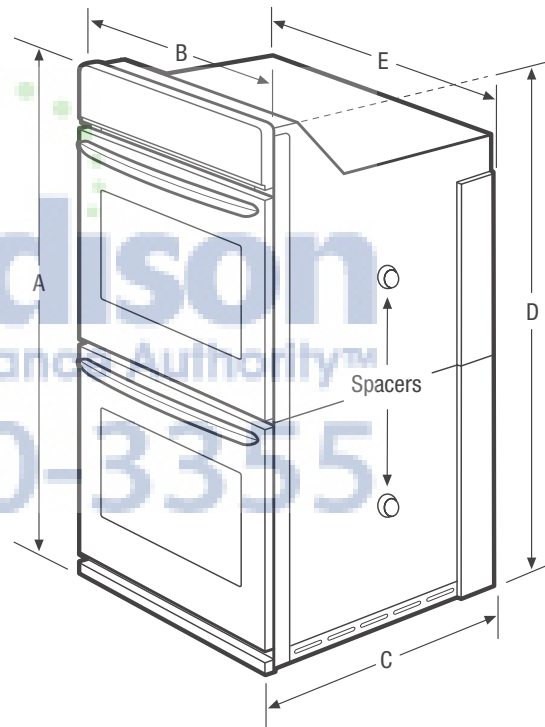
Added power means you can broil food faster.



Effortless™ Convection

Takes the guesswork out of convection cooking — our ovens automatically adjust standard baking temperatures to convection temperatures for consistent results.

Features	
Oven Control/Timing System	Express-Select®
Windows	Extra-Large
Exterior Door Finish	Smudge-Proof™ Stainless Steel (F), Color-Coordinated (W/B)
Handle Design	Stainless Steel (F), Color-Coordinated (W/B)
Oven Cleaning System	Self-Clean w/ Steam Clean Option
Oven Controls	
Bake/Broil	Yes / Variable (400 - 550 °F)
Effortless™ Convection Conversion	Yes
Convection Bake/Broil/Roast	Yes/Yes/Yes
Oven Preheat	Quick
My Favorite	
Slow Cook	
Effortless™ Temperature Probe	Yes (Upper Oven)
Chicken Nugget Button	
Pizza Button	
Keep Warm	Yes
Add-a-Minute	
Delay Start	Yes
Self-Clean/Clean Options	Yes/2, 3, 4 Hours
Steam Clean	Yes
Delay Clean	Yes
Kitchen Timer/Timed Cook Option	Yes/Yes
Control Lock	Yes
Auto Oven Shut-Off	6 Hours
Oven Lock-Out	Yes
Upper Oven Features	
Capacity (Cu. Ft.)	3.8
Convection System	True Convection
Oven Light	2 Halogen
Hidden Bake Element	Yes
Rack Configuration	2 Heavy Duty, 1 Offset Rack
Baking System	Even Baking Technology
Broiling System	Power Broil
Bake/Broil Element (Watts)	1,450/3,400
Lower Oven Features	
Capacity (Cu. Ft.)	3.8
Convection System	True Convection
Oven Light	2 Halogen
Hidden Bake Element	Yes
Rack Configuration	2 Heavy Duty, 1 Offset Rack
Baking System	Even Baking Technology
Broiling System	Power Broil
Bake/Broil Element (Watts)	1,450/3,400
Optional Accessories	
3"-High Bottom Trim - Stainless Steel (F) / White (W) / Black (B)	(F) PN # 903114-901S (W) PN # 903114-901I (B) PN # 903114-901O
10'-Long Armored Power Cable	PN # 903056-901O
Certifications	
A.D.A. Compliant	
Sabbath Mode (Star-K® Certified)	Yes
Specifications	
Oven Interior (H x W x D)	17" x 20-1/2" x 18-3/4"
Power Supply Connection Location	Left Bottom Rear
Voltage Rating	240V/208V/60Hz
Connected Load (kW Rating) @ 240/208 Volts¹	7.4/5.6
Amps @ 240/208 Volts	30.8/26.9
Minimum Circuit Required (Amps)	40
Shipping Weight (Approx.)	265 Lbs.



NOTE: For planning purposes only. Always consult local and national electric codes. Refer to Product Installation Guide for detailed installation instructions on the web at frigidaire.com.



Product Dimensions		Cutout Dimensions	
A - Height	50-7/16"	Height (Min.) / (Max.)	48-7/8" / 49-7/8"
B - Width	27"	Width (Min.) / (Max.)	24-7/8" / 25-1/4"
C - Depth	24-3/4"	Depth (Min.)	23-1/2"
D - Height (Wrapper)	48-5/8"		
E - Width (Wrapper)	24-5/8"		
Depth with Door Open 90°	45-3/4"		

¹Single phase 3- or 4-wire cable, 120 / 240 or 120 / 208 Volt, 60 Hertz AC only electrical supply with ground required on separate circuit fused on both sides of line.

Accessories information available on the web at frigidaire.com

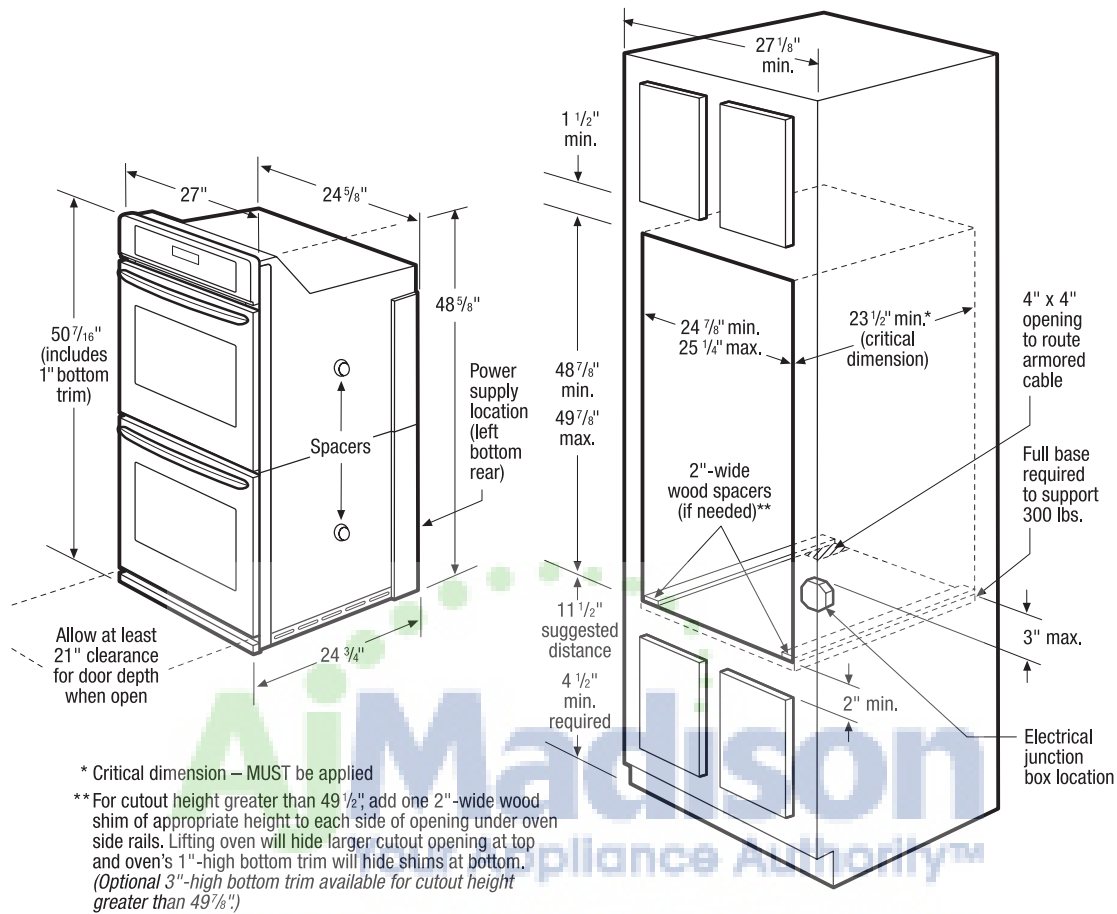
FRIGIDAIRE

USA • 10200 David Taylor Drive • Charlotte, NC 28262 • 1-800-FRIGIDAIRE • frigidaire.com
CANADA • 5855 Terry Fox Way • Mississauga, ON L5V 3E4 • 1-800-265-8352 • frigidaire.ca

FGET2765P 09/13

© 2013 Electrolux Home Products, Inc.

Specifications subject to change.



800-570-3355

Double Wall Oven Specifications

- Product Shipping Weight (approx.) – 265 Lbs.
- Single phase 3- or 4-wire cable, 120/240 or 120/208 Volt, 60 Hertz AC only electrical supply with ground required on separate circuit fused on both sides of line.
- Connected Load (kW Rating) @ 240/208 Volts = 7.4/5.6kW
- Amps @ 240/208 Volts = 30.8/26.9 Amps
- Recommended Circuit Breaker – 40 Amps
- Always consult local and national electric codes.
- Minimum 21" clearance for oven door depth when open.
- Suggested distance from floor is 11-1/2". Minimum required distance is 4-1/2".
- Minimum 23-1/2" deep cutout dimension is critical for proper installation, to ensure that oven's faceplate will fit flush against cabinet front.

- To adapt oven to fit cutout height greater than 49-1/2", add one 2"-wide wood shim of appropriate height to each side of opening under oven side rails. Lifting oven will hide larger cutout opening at top and oven's 1"-high bottom trim will hide shims at bottom. (Standard 1"-High Bottom Trim included.)
- To adapt oven to fit cutout height greater than 49-7/8", optional 3"-High Bottom Trim available.
- Full oven base of solid plywood or similar material required, capable of supporting 300 Lbs.
- Base must be level and cabinet front must be square.
- Double Wall Ovens are NOT approved to be used in stackable or side-by-side installation.

Note: For planning purposes only. Refer to Product Installation Guide on the web at frigidaire.com for detailed instructions.

Optional Accessories

- 3"-High Stainless Steel Bottom Trim – (PN # 903114-901S).
- 3"-High White Bottom Trim – (PN # 903114-901I).
- 3"-High Black Bottom Trim – (PN # 903114-901O).
- 10'-Long Armored Power Cable – (PN # 903056-901O).

Use these dimensions and clearance instructions for planning purposes only. For detailed installation instructions, refer to installation guide, packed with product, or on the web at frigidaire.com.

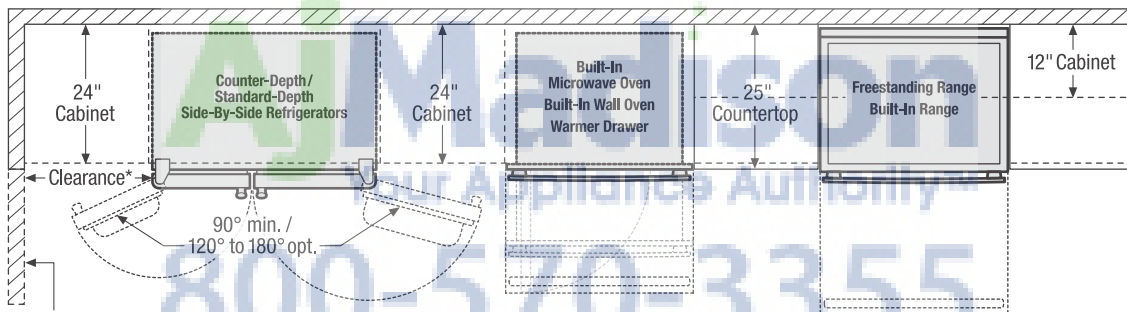
Front



When installing built-in cooking appliances in combination, 2"-high minimum visible gap between appliance faceplates required.

Clearance information for cooking appliances, provided in specific product's installation guide.

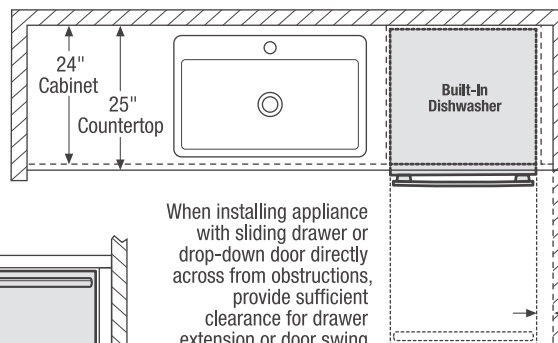
Top



*When installing side-by-side refrigerator adjacent to wall, cabinet or another appliance that extends beyond front edge of unit, 20" minimum clearance recommended to allow for optimum 120° to 180° door swing, providing complete drawer/crisper access and removal. (Absolute 4-1/2" minimum clearance will ONLY allow for 90° door swing which will provide limited drawer/crisper access with restricted removal.)

When installing appliance with sliding drawer, swinging or drop-down door directly across from obstructions, provide sufficient clearance for drawer extension or door swings.

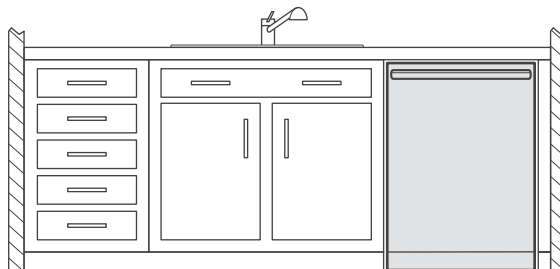
Top



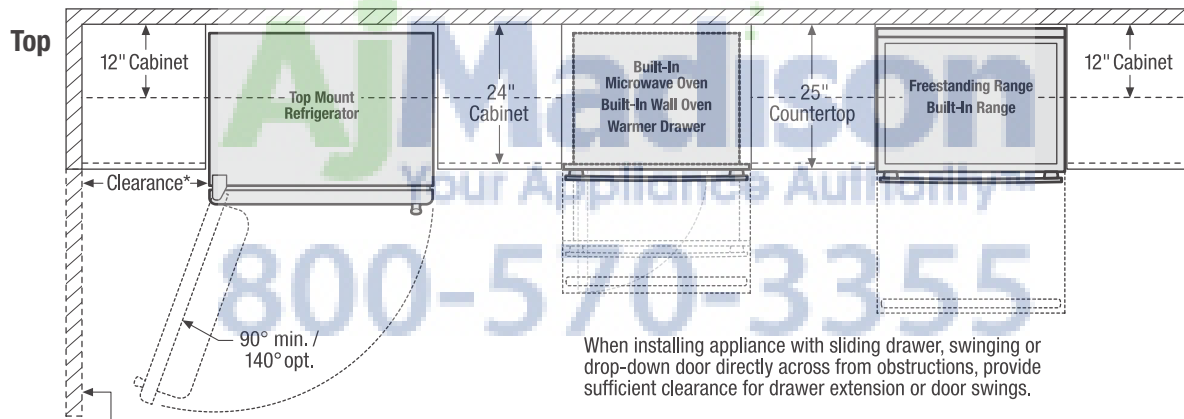
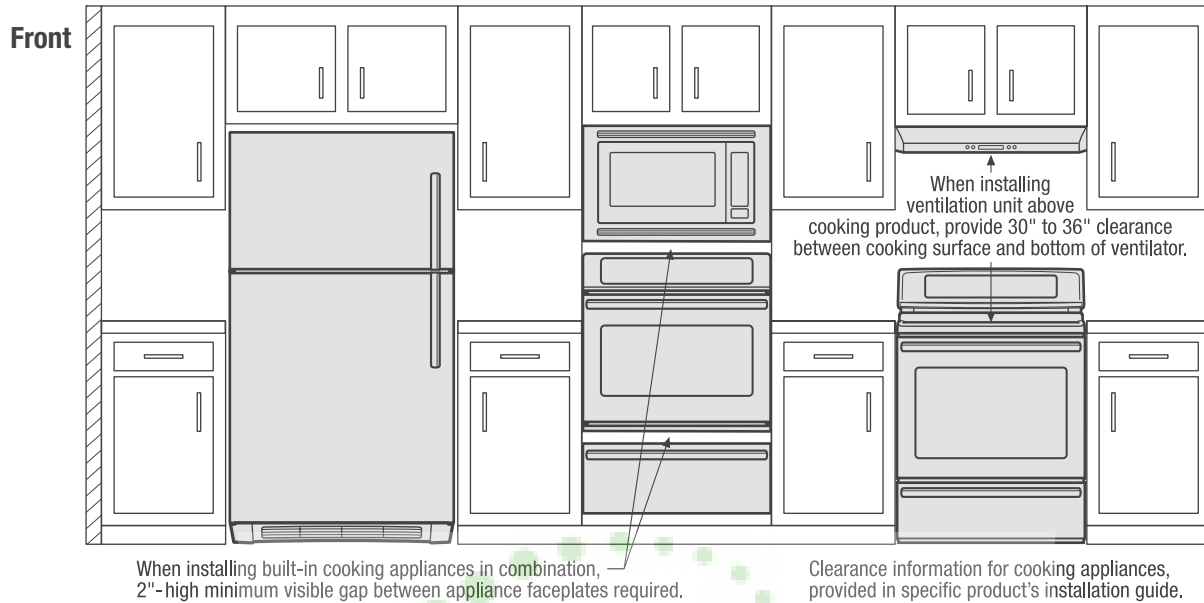
When installing appliance with sliding drawer or drop-down door adjacent to wall, cabinet, or other obstruction that extends beyond front edge of appliance, allow 2" minimum clearance between drawer or door and obstruction.

When installing appliance with sliding drawer or drop-down door directly across from obstructions, provide sufficient clearance for drawer extension or door swing.

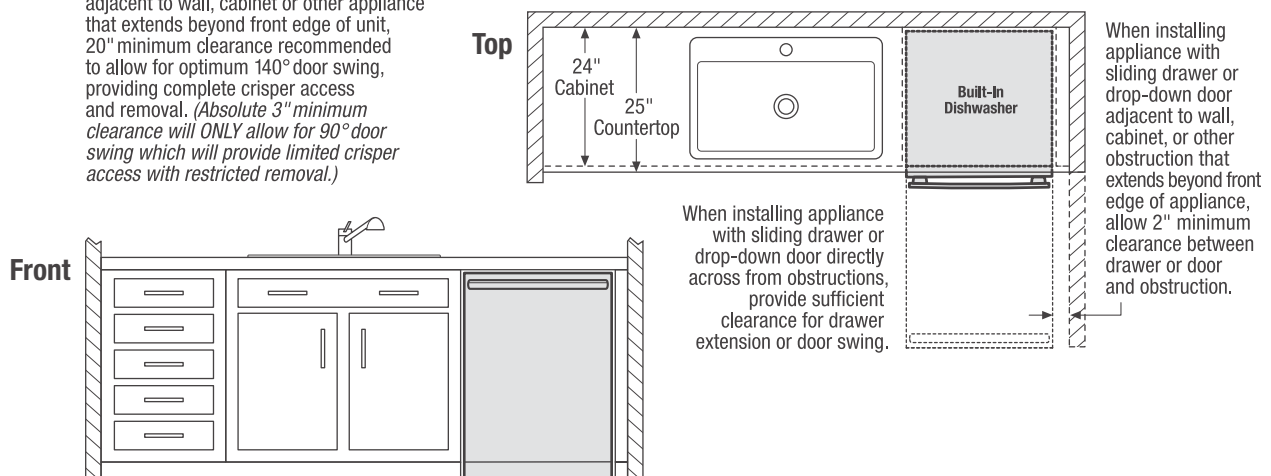
Front



Use these dimensions and clearance instructions for planning purposes only. For detailed installation instructions, refer to installation guide, packed with product, or on the web at frigidaire.com.

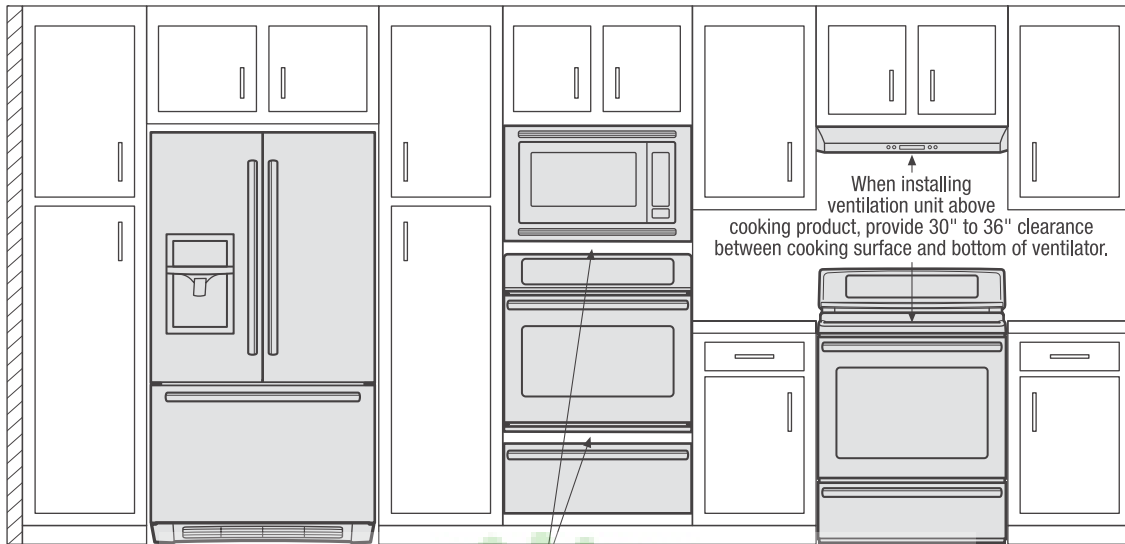


*When installing top mount refrigerator adjacent to wall, cabinet or other appliance that extends beyond front edge of unit, 20" minimum clearance recommended to allow for optimum 140° door swing, providing complete crisper access and removal. (Absolute 3" minimum clearance will ONLY allow for 90° door swing which will provide limited crisper access with restricted removal.)



Use these dimensions and clearance instructions for planning purposes only. For detailed installation instructions, refer to installation guide, packed with product, or on the web at frigidaire.com.

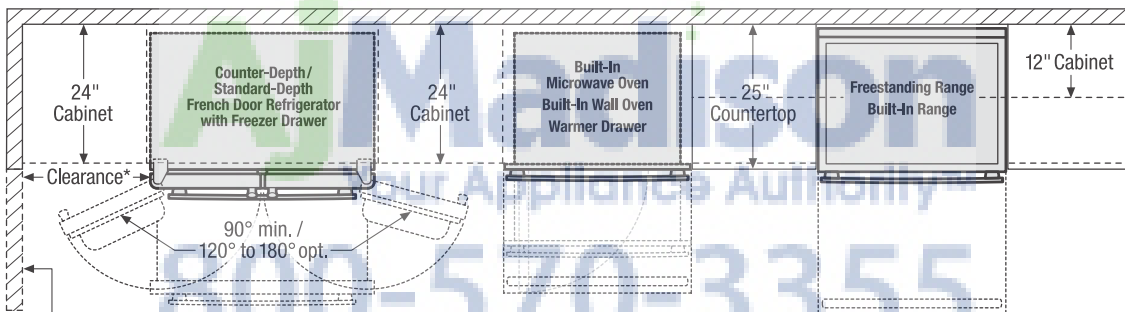
Front



When installing built-in cooking appliances in combination, 2"-high minimum visible gap between appliance faceplates required.

Clearance information for cooking appliances, provided in specific product's installation guide.

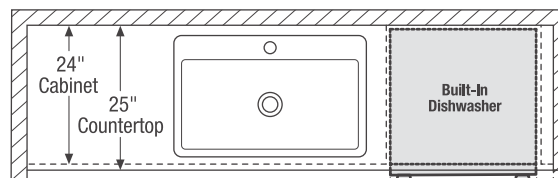
Top



*When installing French door refrigerator adjacent to wall, cabinet or another appliance that extends beyond front edge of unit, 20" minimum clearance recommended to allow for optimum 120° to 180° door swing, providing complete drawer/crisper access and removal. (Absolute 4-1/2" minimum clearance will ONLY allow for 90° door swing which will provide limited drawer/crisper access with restricted removal.)


When installing appliance with sliding drawer, swinging or drop-down door directly across from obstructions, provide sufficient clearance for drawer extension or door swings.

Top



When installing appliance with sliding drawer or drop-down door adjacent to wall, cabinet, or other obstruction that extends beyond front edge of appliance, allow 2" minimum clearance between drawer or door and obstruction.

Front



When installing appliance with sliding drawer or drop-down door directly across from obstructions, provide sufficient clearance for drawer extension or door swing.

Use these dimensions and clearance instructions for planning purposes only. For detailed installation instructions, refer to installation guide, packed with product, or on the web at frigidaire.com.

