

FRIGIDAIRE



Front Load Dryer

FFQE5000QW

6 Dry Cycles
7.0 Cu.Ft. D.O.E. Electric



Optional SpaceWise® Pedestal Drawer Shown

Signature Features

Quick Dry

Dries even extra-large loads quickly and efficiently.

One-Touch™ Wrinkle Release

Prevents wrinkles, so your clothes look great every time. The Wrinkle Release System finishes by tumbling without heat.

Large Dryer Capacity

Finish more laundry in less time with our 7.0 cu.ft. D.O.E. dryer capacity.

Reversible Door

Choose which direction you want the door to open to accommodate your space.

Product Dimensions

Height	36"
Width	27"
Depth	30-9/16"

More Easy To Use Features

Precision Dry™ Moisture Sensor
Dries even extra-large loads quickly and efficiently.

Timed Dry Cycles

Multiple Dryness Levels

Ready-Select® Controls
Easily select options with the touch of a button.

Auto Dry Cycles

Control Lock

Dryness Selections
Allow for better control over fabric care and the drying process. More Dry, Normal, Less Dry or Damp can be selected. More Dry is ideal for towels while Damp is perfect for items that will be ironed.

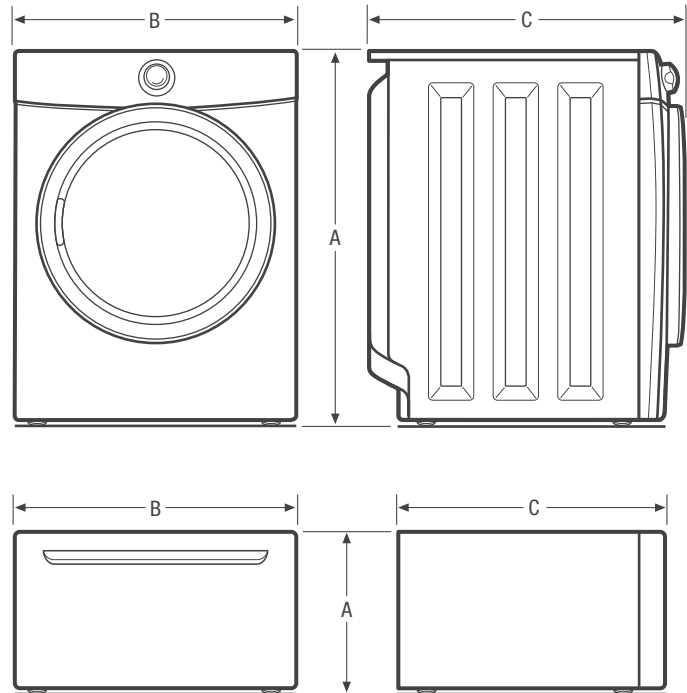
Available in:



Classic
White
(W)

Features	
Total Capacity D.O.E. (Cu.Ft.)	7.0
Controls	Ready-Select®
Dryer Drum Interior	Painted Steel
Interior Light	Yes
Door Trim	White
Ready Steam™	
DrySense™ Technology	Yes
Wrinkle Release Technology	Yes
TimeWise® Technology	Yes
Precision Moisture Sensor	Yes
Time Remaining Indicator	Yes
Cycle Status Lights	Yes
Cycle Signal	Chime
Cycle Signal "On/Off"	Yes
Cycle Signal Volume Control	
Control Lock	Yes
Start/Pause/Cancel Buttons	Yes
Energy Saver Option	
Delay Start	
Tumble Speed (RPM)	50
Reversible Door	Yes
Lint Screen	Yes
Sound Package	SilentDesign™
Adjustable Leveling Legs	Yes
Cycles	
Dry Cycles	6
Specialty Cycles	0
Options	
Temperature Selections	5
Dryness Level Selections	4
Timed Dry	30, 60, 90
Optional Accessories	
Dryer Stacking Kit	PN # STACKIT4X
15" Frigidaire® Pedestal Drawers	
Classic White (W)	PN # CFPWD15W
Mobile Home Installation Kit	PN # 137067200
Drying Rack	PN # 137067300
Certifications	
NSF® Certified Sanitize	
Specifications	
Maximum Exhaust Duct Length¹ (Ft.)	64
Power Supply Connection Location	Right Bottom Rear
Voltage Rating	240V / 60Hz / 30A
Connected Load (kW Rating) @ 240 Volts	5.4
Amps @ 240 Volts	24
Heating Element @ 240 Volts (Watts)	4,700
Shipping Weight (Approx.)	140 Lbs.

¹Rigid metal duct preferred, semi-rigid optional and allow deductions for elbows and vents. Refer to Installation Guide on web for additional information.

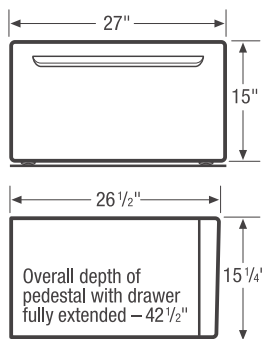
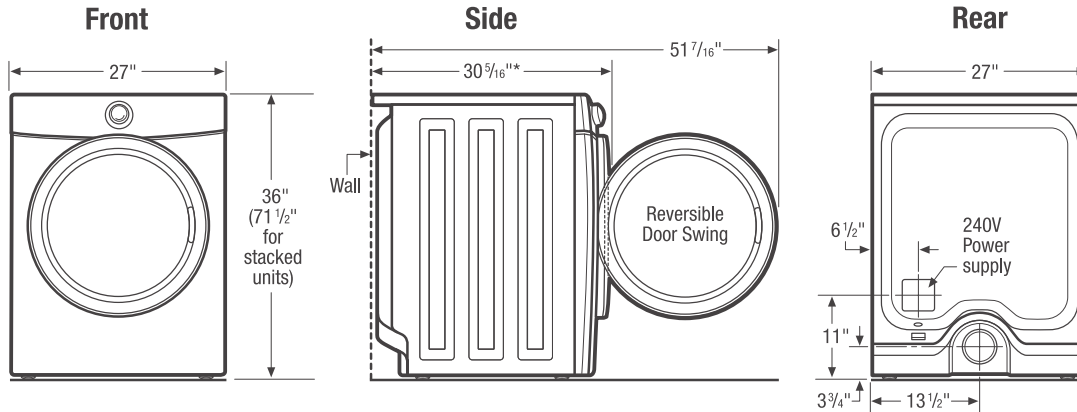


NOTE: For planning purposes only. Always consult local and national electric codes. Refer to Product Installation Guide for detailed installation instructions on the web at frigidaire.com.



Product Dimensions	
A - Height (Single)	36"
Height (Stacked)	71-1/2"
B - Width	27"
C - Depth	30-9/16"
Depth with Door Open 90°	51-7/16"
Pedestal Dimensions	
A - Height	15-1/4"
B - Width	27"
C - Depth	26-1/2"
Depth with Drawer Fully Extended	42-1/2"

Accessories information available on the web at frigidaire.com

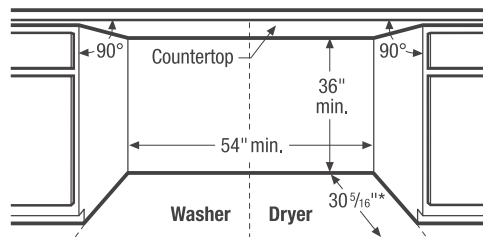


15" Pedestal Drawer Installation

Elevates dryer height to 51 1/4". For detailed pedestal installation, refer to instructions included with pedestal or on web. **Note:** Pedestal Installation requires modified utility hookup locations. For details, refer to Product Installation Guide on web.

Built-In Installations

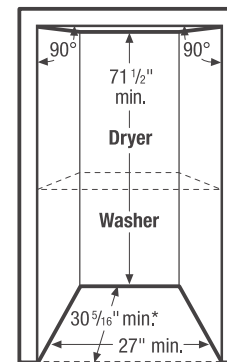
For built-in installations, NO minimum clearance required around sides or backs of units. For closet installation, allow additional 1" clearance between fronts of units and door. Location of plumbing, exhaust and utility hookups MUST be considered in built-in installations. For additional installation details, refer to Product Installation Guides on web.



Side-by-Side Units in Under-Counter Installation

Can be installed with standard countertop and/or cabinetry.

* To achieve minimal installation depth dimensions, dryer MUST be vented straight back. For installation with quick-turn 90° elbow, refer to Product Installation Guide on web for approximate clearances incurred with multi-directional exhausting options in freestanding, pedestal-mounted, or stacked installation.



Stacked Units in Recessed or Closet Installation

For detailed stacked installation, refer to instructions included with Stacking Kit or on web. **Note:** Stacked installation requires modified utility hookup locations for dryer. For details, refer to Product Installation Guide on web.

Front Load Dryer Specifications

- Product Shipping Weight (approx.) - 140 Lbs.
- An electrical supply with grounded three-prong receptacle is required.
- Voltage Rating - 240V / 60 Hz / 30 Amps
- Single phase 3- or 4-wire cable, 240 Volt, 60 Hertz AC only electrical supply with ground required on separate circuit fused on both sides of line. (Do not use same circuit as washer.)
- Connected Load (kW Rating) @ 240 Volts = 5.4kW
- Amps @ 240 Volts = 24 Amps
- Dryer MUST employ a 3-conductor NEMA 10-30 type SRDT or 4-conductor NEMA 14-30 type SRDT or ST (as required), rated at 240 volt AC minimum, 30 amp power supply cord marked for use with clothes dryers (not supplied).
- Grounding through neutral link prohibited in specific applications and certain locales, requiring use of 4-wire system. (For detailed electrical requirements, refer to Product Installation Guide on web.)
- Always consult local and national electric & plumbing codes.
- Can be installed alone, with or without optional 15" Pedestal Drawer, or stacked above matching Frigidaire® Washer, which requires installation of optional Dryer Stacking Kit. (For installation details, refer to instructions included with optional pedestal or stacking kit or on web.)
- Can be built in with matching Frigidaire® Washer in under-counter, recessed or closet installation. (Refer to Built-In Installations on this page for cutout dimensions. For additional installation details, refer to Product Installation Guide on web.)
- Closet installation requires vented door with 2 unobstructed louvered openings, minimum 60 sq.in. each, located 3" from top and bottom of door. Full-length 120 sq.in. opening also acceptable. Allow additional 1" clearance between fronts of units and closed door.

- Do NOT install in area exposed to dripping water or outdoor weather conditions; where gasoline or other flammables are kept or stored; or where dryer comes in contact with curtains, drapes or anything that will obstruct flow of combustion and ventilation air.
- For garage installation, dryer MUST be located minimum 18" above floor.
- Floor MUST be solid with 1" maximum slope. Do NOT install on carpeted surface.
- Dryer MUST exhaust to outside of building, NOT into any concealed space.
- Exhaust installation requires minimum 4"-diameter rigid or semi-rigid metal duct with approved, unobstructed vent hood having swing-out damper(s). If installing rigid metal duct (preferred), do not exceed MAXIMUM venting run length of 64 ft., allow deductions for elbows and vents. If installing semi-rigid metal duct, do not exceed MAXIMUM venting run length of 8 ft., always allow deductions for elbows and vents (Refer to Product Installation Guide on web for additional information). Do NOT use flexible plastic or metal foil duct and use shortest run possible.
- Leveling legs supplied to level dryer properly and reduce excessive noise and vibration.

Note: For planning purposes only. Refer to Product Installation Guide on the web at frigidaire.com for detailed instructions.

Optional Accessories

- Dryer Stacking Kit - (PN# STACKIT4X).
- 15" Classic White Pedestal Drawer - (PN# CFPWD15W).
- Mobile Home Installation Kit - (PN# 137067200).
- Drying Rack - (PN# 137067300).