

# Single Wall Ovens

FFGW2415Q S/W/B

24" Gas



## Product Dimensions

Height	38-7/16"
Width	23-7/8"
Depth	25-3/8"

## More Easy-To-Use Features


### Attractive Stainless Steel Exterior<sup>1</sup>

### A.D.A. Compliant

When properly installed, this model is A.D.A.-qualified based on the United States Access Board's A.D.A./A.B.A. Accessibility Guidelines and the Department of Justice's 2010 A.D.A. Standards for Accessible Design.



### Available in:



<sup>1</sup>Select models only.

## Signature Features

### Vari-Broil™ Temperature Control

Allows you to choose between two heat levels.

### Ready-Select® Controls

Easily select options or control cooking temperature with our easy-to-use controls.

### Built with American Pride

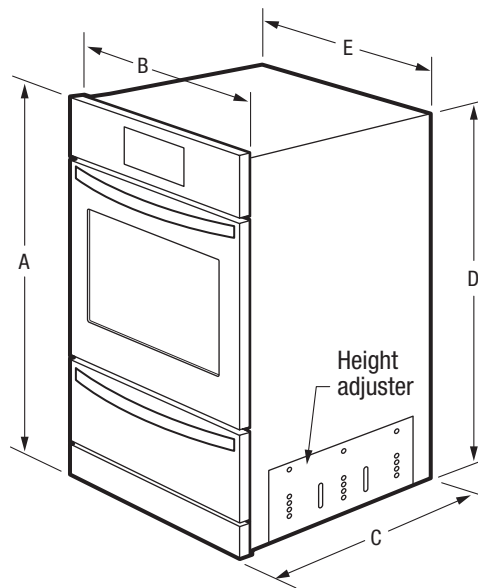
Designed, engineered and assembled in the U.S.A.

### Dual Radiant™ Baking and Roasting

Features	
Oven Control/Timing System	Ready-Select*
Window	Large
Exterior Door Finish	Stainless Steel (S), Color-Coordinated (W/B)
Handle Design	Stainless Steel (S), Color-Coordinated (W/B)
Oven Cleaning System	Manual Clean
Drawer Functionality	Broil Drawer
Oven Controls	
Bake/Broil	Yes/Variable (Hi - Lo)
Convection Conversion	
Convection Bake/Broil/Roast	
Quick Bake Convection	
PowerPlus*/Quick Preheat	
Keep Warm	
Add-a-Minute	
Delay Start	
Self-Clean	
Rapid/Quick Clean Option	
Delay Clean	
Kitchen Timer	Yes
Timed Cook Option	
Control Lock	
Auto Oven Shut-Off	
Oven Lock-Out	
Oven Features	
Capacity (Cu. Ft.)	3.3
Convection System	
Oven Light	1 Halogen
Hidden Bake Element	
Rack Configuration	2 Standard
Baking System	
Broiling System	Vari-Broil™ High/Low
Bake/Broil Element (BTU)	14,000/14,000
Certifications	
A.D.A. Compliant <sup>1</sup>	Yes
Optional Accessories	
LP Gas Conversion Kit	Included
Porcelain Broiler Pan and Insert	Included
Specifications	
Oven Interior (H x W x D)	16" x 18-1/2" x 18-1/2"
Power Supply Connection Location	Right Bottom Rear
Gas Supply Connection Location	Right Bottom Rear
Voltage Rating	120V / 60Hz
Connected Load (kW Rating) @ 120 Volts <sup>2</sup>	.60
Amps @ 120 Volts	5.0
Minimum Circuit Required (Amps)	15
Approved for Under-Counter Installation	
Shipping Weight (Approx.)	150 Lbs.

<sup>1</sup>When properly installed, this model is A.D.A.-qualified based on the United States Access Board's A.D.A./A.B.A. Accessibility Guidelines and the Department of Justice's 2010 A.D.A. Standards for Accessible Design.

<sup>2</sup>For use on adequately wired 120V, dedicated circuit having 2-wire service with a separate ground wire. Appliance must be grounded for safe operation.

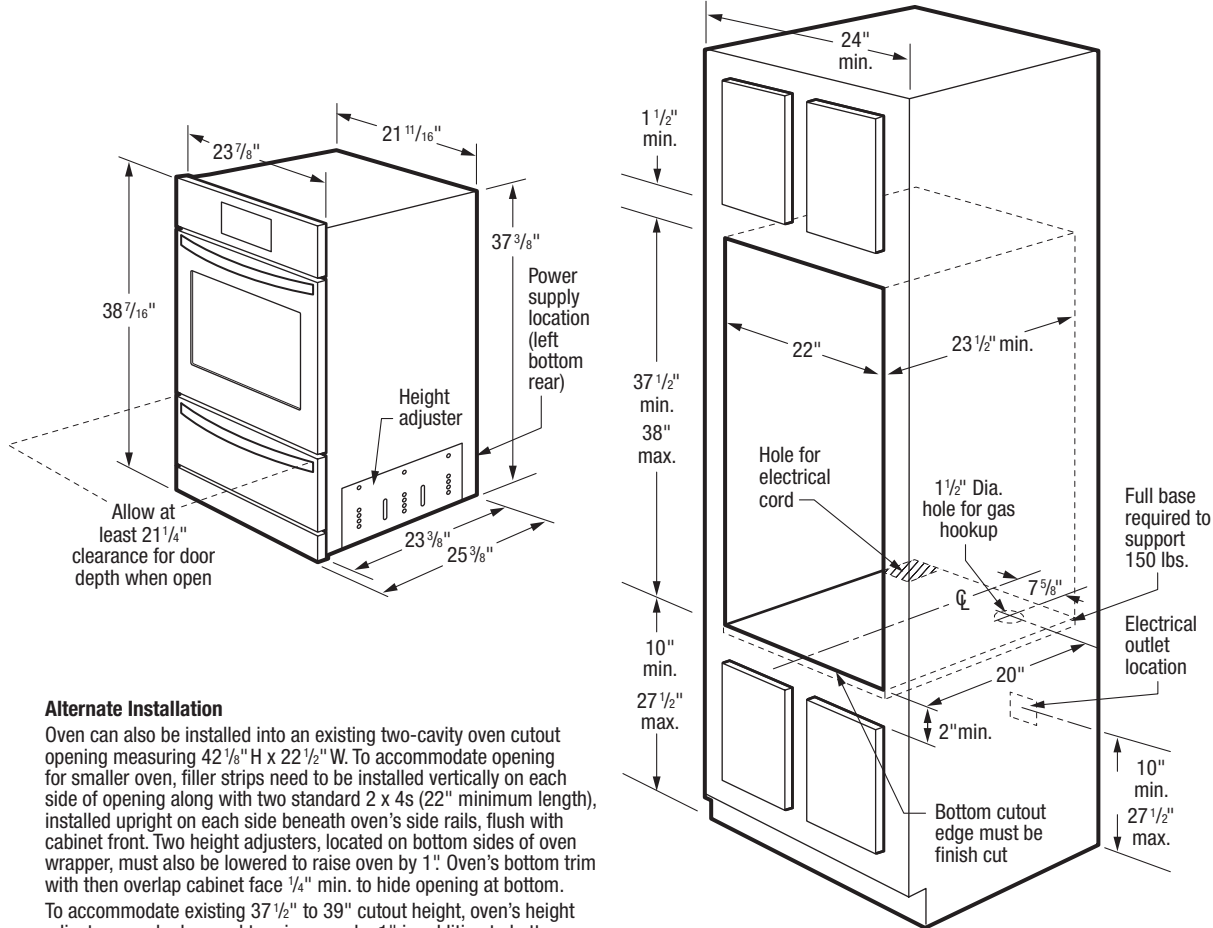


NOTE: For planning purposes only. Always consult local and national electric and gas codes. Refer to Product Installation Guide for detailed installation instructions on the web at [frigidaire.com](http://frigidaire.com).



Product Dimensions		Cutout Dimensions	
A - Height	38-7/16"	Height (Min.)	37-1/2"
B - Width	23-7/8"	Height (Max.)	38"
C - Depth	25-3/8"	Width (Min.)	22"
D - Height (Wrapper)	37-3/8"	Depth (Min.)	23-1/2"
E - Width (Wrapper)	21-11/16"		
Depth with Door Open 90°	46-5/8"		

Accessories information available on the web at [frigidaire.com](http://frigidaire.com)



**Alternate Installation**

Oven can also be installed into an existing two-cavity oven cutout opening measuring 42 1/8" H x 22 1/2" W. To accommodate opening for smaller oven, filler strips need to be installed vertically on each side of opening along with two standard 2 x 4s (22" minimum length), installed upright on each side beneath oven's side rails, flush with cabinet front. Two height adjusters, located on bottom sides of oven wrapper, must also be lowered to raise oven by 1". Oven's bottom trim with then overlap cabinet face 1/4" min. to hide opening at bottom. To accommodate existing 37 1/2" to 39" cutout height, oven's height adjusters can be lowered to raise oven by 1" in addition to bottom trim's 1/2" overhang allowing for a 1 1/2" total height adjustment.

**Single Wall Oven Specifications**

- Product Shipping Weight (approx.) - 150 Lbs.
- Voltage Rating - 120V/60 Hz/15 Amps
- Connected Load (kW Rating) @ 120 Volts = .60kW (For use on adequately wired 120V, dedicated circuit having 2-wire service with a separate ground wire. Appliance must be grounded for safe operation.)
- Amps @ 120V = 5 Amps
- Always consult local and national electric and gas codes.
- Oven ships with 3/4" factory regulator.
- LP Gas convertible.
- Do not obstruct flow of combustion air at oven vent nor around base or beneath lower front panel of appliance. Oven requires fresh air for proper burner combustion.
- Oven vent location should be a minimum 36" height above floor.
- Minimum 21-1/4" clearance for oven door depth when open.
- Full oven base of solid plywood or similar material required, capable of supporting 150 Lbs.
- Base must be level and cabinet front must be square.
- Single Wall Oven is NOT approved to be used in side-by-side installation.
- Single Wall Oven is NOT approved to be used alone in under-counter installation or in combination with any Frigidaire® Warmer Drawer or Built-In Microwave Oven.

**Alternate Installations**

- Oven can also be installed into an existing two-cavity oven cutout opening measuring 42-1/8" H x 22-1/2" W. To accommodate opening for smaller oven, filler strips need to be installed vertically on each side of opening along with two standard 2 x 4s (22" minimum length), installed upright on each side beneath oven's side rails, flush with cabinet front. Two height adjusters, located on bottom sides of oven wrapper, must also be lowered to raise oven by 1". Oven's bottom trim will then overlap cabinet face 1/4" minimum to hide opening at bottom.
- To accommodate existing 37-1/2" to 39" cutout height, oven's height adjusters must be lowered to raise oven by 1" in addition to bottom trim's 1/2" overhang allowing for a 1-1/2" total height adjustment.

**Note:** For planning purposes only. Refer to Product Installation Guide on the web at [frigidaire.com](http://frigidaire.com) for detailed instructions.

