



# Single Wall Ovens

FFEW3025P S/W/B

30" Electric



## Product Dimensions

Height	29"
Width	30"
Depth	24-3/4"

## More Easy-To-Use Features

### Delay Clean Option

Set the oven to begin cleaning on your schedule.

### Bright Lighting

Our bright lighting makes it easy to see what's inside.

### Timed Cook Option

Lets you set the oven to begin cooking at a predetermined time.

### Auto Shut-Off

As an extra safety measure, the oven will automatically shut off after 12 hours.

### Attractive Stainless Steel Exterior<sup>1</sup>

### Built with American Pride

Appliances that are high-performing, more accessible, and more innovative than ever—designed, built, and engineered in the U.S.A.


### A.D.A. Compliant

When properly installed, this model is A.D.A.-qualified based on the United States Access Board's A.D.A./A.B.A. Accessibility Guidelines and the Department of Justice's 2010 A.D.A. Standards for Accessible Design.



Sabbath Mode (Star-K® Certified)

### Available in:



<sup>1</sup>Select model only.

## Signature Features

### Even Baking Technology

Our Even Baking Technology ensures even baking every time.

### Self-Cleaning

Your oven cleans itself - so you don't have to. Self clean options available in 2, 3, and 4-hour cycles.

### Vari-Broil™ Temperature Control

Allows you to choose between two heat levels.

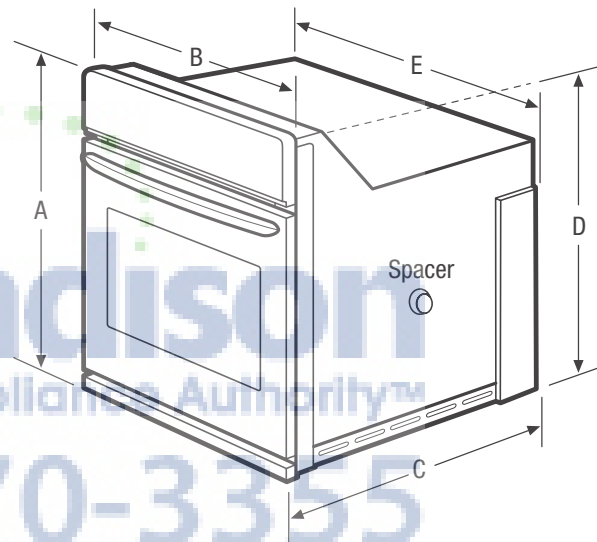
### Ready-Select® Controls

Easily select options or control cooking temperature with our easy-to-use controls.

Features	
Oven Control/Timing System	Ready-Select®
Window	Extra-Large
Exterior Door Finish	Stainless Steel (S), Color-Coordinated (W/B)
Handle Design	Stainless Steel (S), Color-Coordinated (W/B)
Oven Cleaning System	Self-Clean
Oven Controls	
Bake/Broil	Yes/Variable (400 - 550°F)
Convection Conversion	
Convection Bake/Broil/Roast	
Quick Bake Convection	
PowerPlus® / Quick Preheat	
My Favorite	
Slow Cook	
Effortless™ Temperature Probe	
Chicken Nugget Button	
Pizza Button	
Keep Warm	Yes
Add-a-Minute	
Delay Start	Yes
Self-Clean / Clean Options	Yes/2, 3, 4 Hours
Steam Clean	
Delay Clean	Yes
Kitchen Timer	Yes
Timed Cook Option	Yes
Control Lock	Yes
Auto Oven Shut-Off	12 Hours
Oven Lock-Out	Yes
Oven Features	
Capacity (Cu.Ft.)	4.6
Convection System	
Oven Light	1 Halogen
Hidden Bake Element	Yes
Rack Configuration	2 Handle Racks
Baking System	Even Baking Technology
Broiling System	Vari-Broil™
Bake/Broil Element (Watts)	2,000 / 3,400
Optional Accessories	
3"-High Bottom Trim - Stainless Steel (S)/ White (W)/Black (B)	(S) PN # 318259707 (W) PN # 318259703 (B) PN # 318259704
10'-Long Armored Power Cable	PN # 903056-9010
Certifications	
A.D.A. Compliant¹	Yes
Sabbath Mode (Star-K® Certified)	Yes
Specifications	
Oven Interior (H x W x D)	17-1/2" x 24-1/8" x 18-3/4"
Power Supply Connection Location	Left Bottom Rear
Voltage Rating	240V / 208V / 60Hz
Connected Load (kW Rating) @ 240 / 208 Volts²	3.7 / 2.8
Amps @ 240 / 208 Volts	15.4 / 13.5
Minimum Circuit Required (Amps)	20
Approved for Under-Counter Installation	Yes
Shipping Weight (Approx.)	140 Lbs.

¹When properly installed, this model is A.D.A.-qualified based on the United States Access Board's A.D.A./A.B.A. Accessibility Guidelines and the Department of Justice's 2010 A.D.A. Standards for Accessible Design.

²Single phase 3- or 4-wire cable, 120/240 or 120/208 Volt, 60 Hertz AC only electrical supply with ground required on separate circuit fused on both sides of line.



NOTE: For planning purposes only. Always consult local and national electric codes. Refer to Product Installation Guide for detailed installation instructions on the web at [frigidaire.com](http://frigidaire.com).



Product Dimensions		Cutout Dimensions	
A - Height	29"	Height (Min.)	27-1/4"
B - Width	30"	Height (Max.)	28-5/8"
C - Depth	24-3/4"	Width (Min.)	28-1/2"
D - Height (Wrapper)	27-3/16"	Width (Max.)	29"
E - Width (Wrapper)	28-1/4"	Depth (Min.)	23-1/2"
Depth with Door Open 90°	45-3/4"		

Accessories information available on the web at [frigidaire.com](http://frigidaire.com)

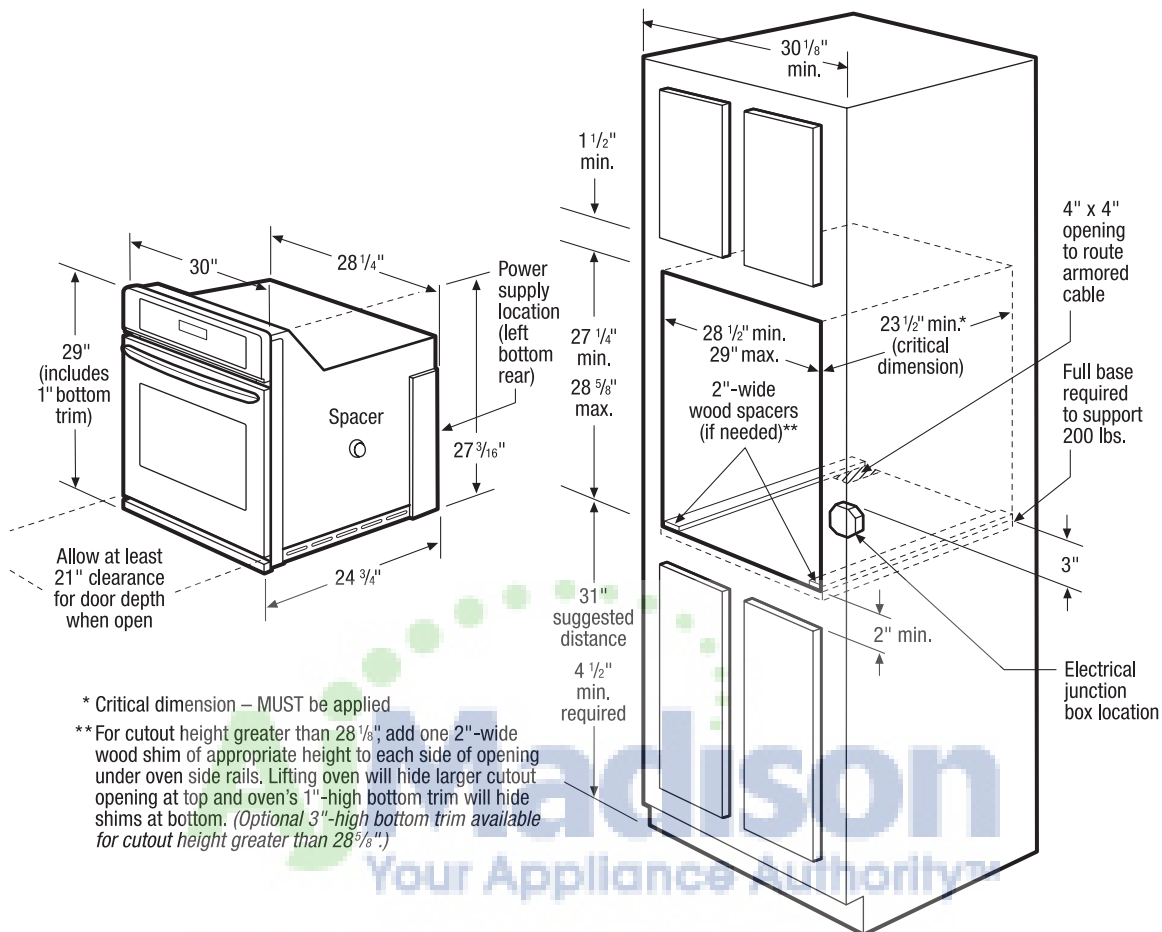
## FRIGIDAIRE

USA • 10200 David Taylor Drive • Charlotte, NC 28262 • 1-800-FRIGIDAIRE • [frigidaire.com](http://frigidaire.com)  
CANADA • 5855 Terry Fox Way • Mississauga, ON L5V 3E4 • 1-800-265-8352 • [frigidaire.ca](http://frigidaire.ca)

FFEW3025P 10/13

© 2013 Electrolux Home Products, Inc.

Specifications subject to change.



800-570-3355

### Single Wall Oven Specifications

- Product Shipping Weight (approx.) - 140 Lbs.
- Single phase 3- or 4-wire cable, 120/240 or 120/208 Volt, 60 Hertz AC only electrical supply with ground required on separate circuit fused on both sides of line.
- Connected Load (kW Rating) @ 240/208 Volts = 3.7/2.8kW
- Amps @ 240/208 Volts = 15.4/13.5 Amps
- Recommended Circuit Breaker - 20 Amps
- Always consult local and national electric codes.
- Minimum 21" clearance for oven door depth when open.
- Suggested distance from floor is 31". Minimum required distance is 4-1/2".
- Minimum 23-1/2" deep cutout dimension is critical for proper installation, to ensure that oven's faceplate will fit flush against cabinet front.
- To adapt oven to fit cutout height greater than 28-1/8", add one 2"-wide wood shim of appropriate height to each side of opening under oven side rails. Lifting oven will hide larger cutout opening at top and oven's 1"-high bottom trim will hide shims at bottom. (Standard 1"-High Bottom Trim included.)
- To adapt oven to fit cutout height greater than 28-5/8", optional 3"-High Bottom Trim available.

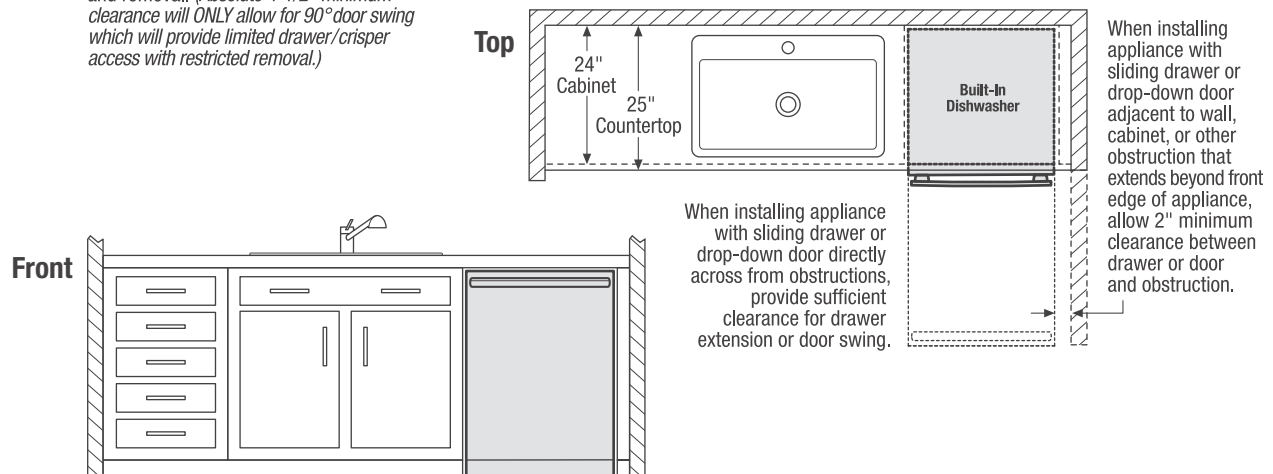
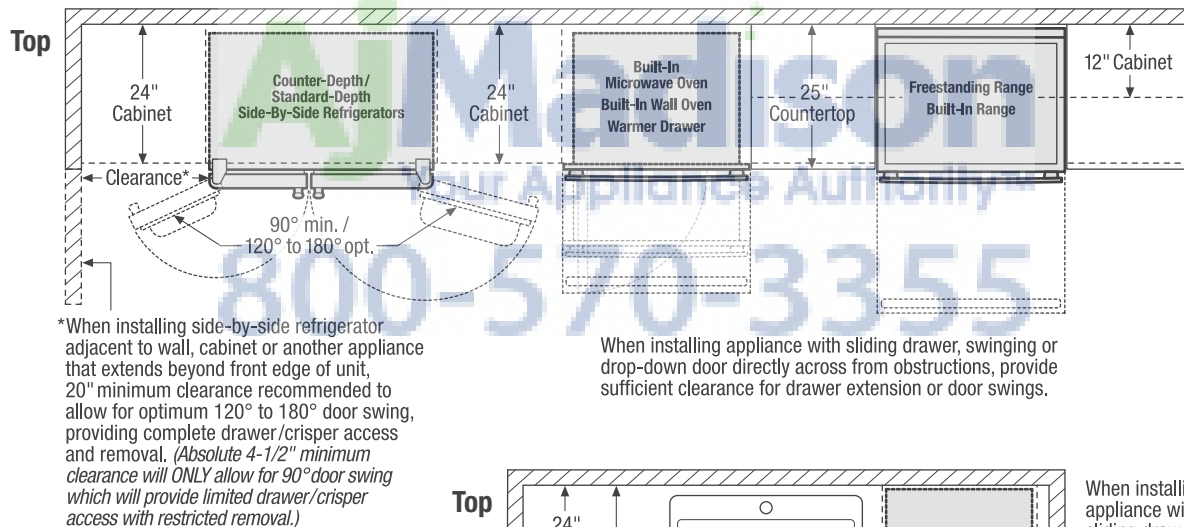
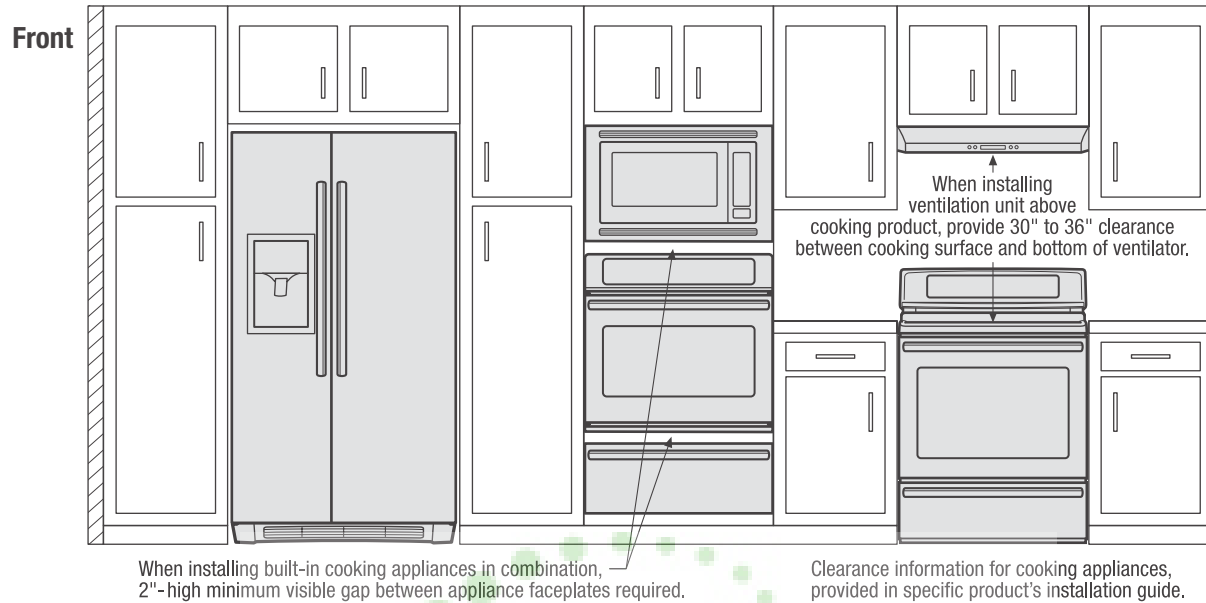
- Full oven base of solid plywood or similar material required, capable of supporting 200 Lbs.
- Base must be level and cabinet front must be square.
- Single Wall Oven is NOT approved to be used in stackable or side-by-side installation.
- Single Wall Oven is approved to be used alone in under-counter installation or beneath any approved Frigidaire® gas or electric cooktop. (Refer to Gas or Electric Cooktop Installation Over 30"/27" Electric Single Wall Oven Specifications pages on web.)
- Single Wall Oven is approved to be used in combination with any Frigidaire® Warmer Drawer. (Refer to model-specific Warmer Drawer product page for Combination Installation Specifications.)
- Single Wall Oven is approved to be used in combination with any Frigidaire® Built-In Microwave Oven.

**Note:** For planning purposes only. Refer to Product Installation Guide on the web at [frigidaire.com](http://frigidaire.com) for detailed instructions.

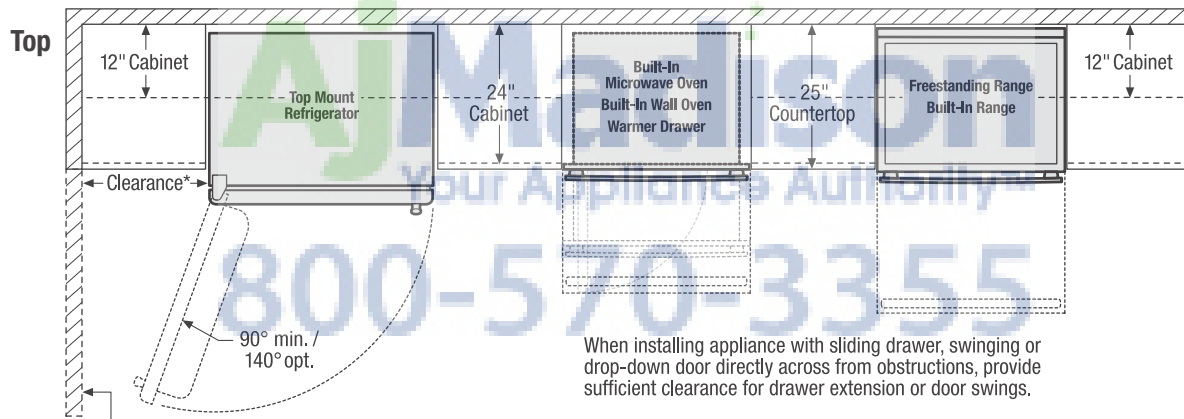
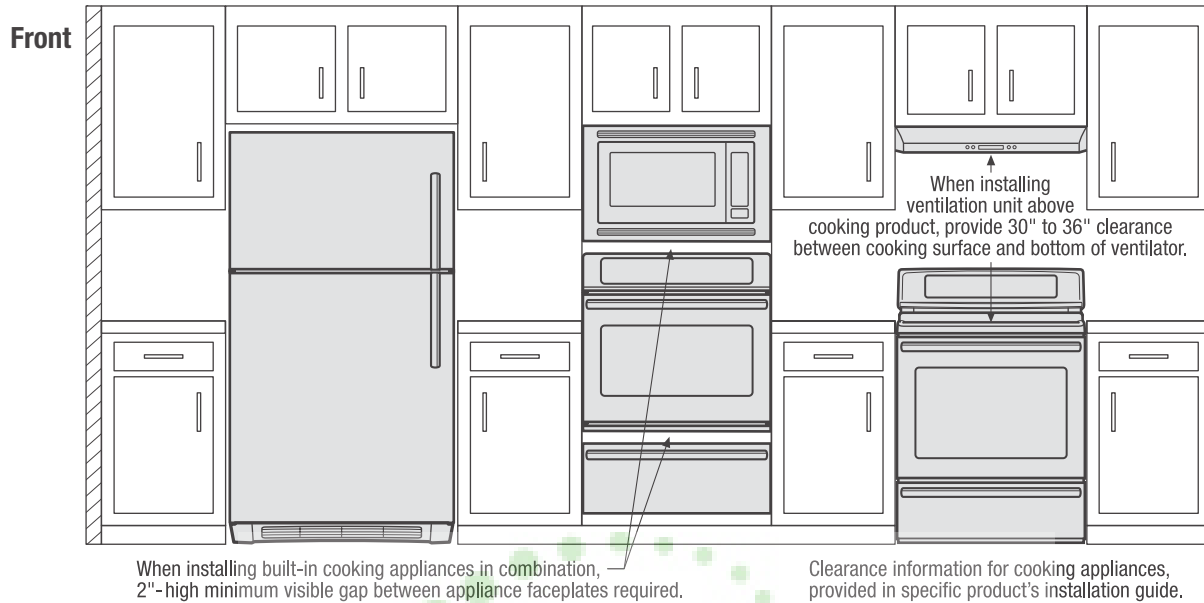
### Optional Accessories

- 3"-High Stainless Steel Bottom Trim - (PN# 318259707).
- 3"-High White Bottom Trim - (PN# 318259703).
- 3"-High Black Bottom Trim - (PN# 318259704).
- 10'-Long Armored Power Cable - (PN# 903056-9010).

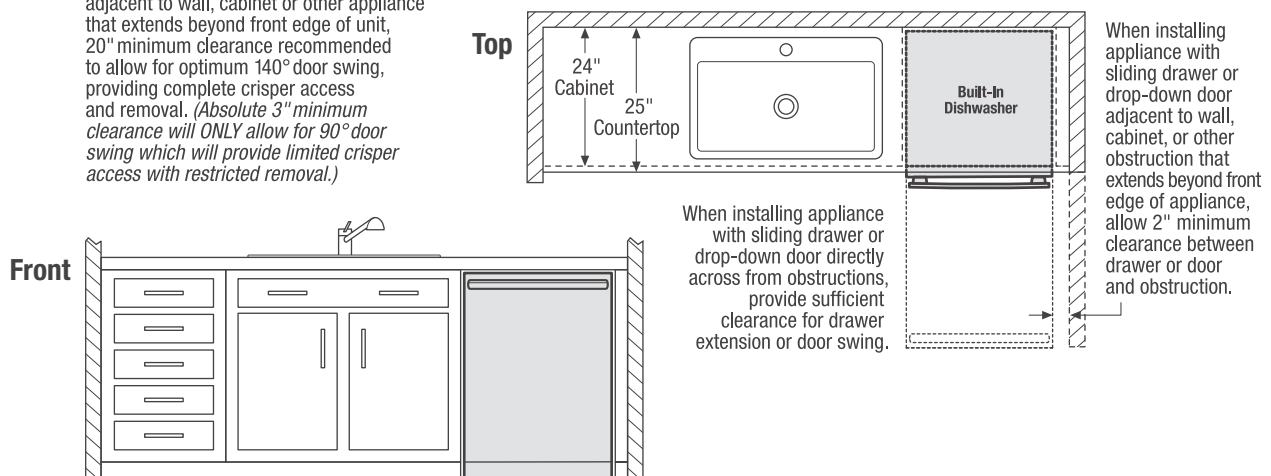
Use these dimensions and clearance instructions for planning purposes only. For detailed installation instructions, refer to installation guide, packed with product, or on the web at [frigidaire.com](http://frigidaire.com).



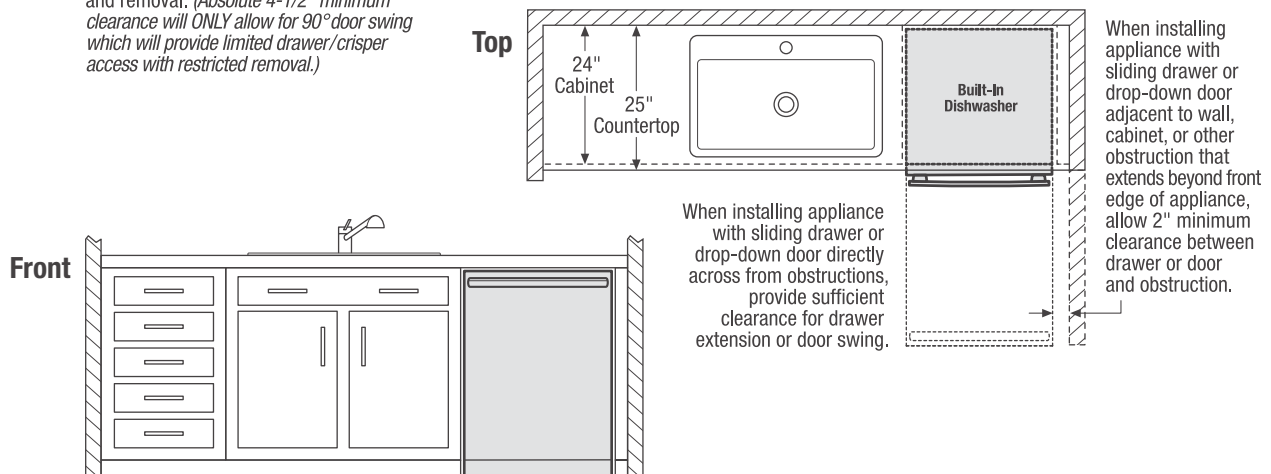
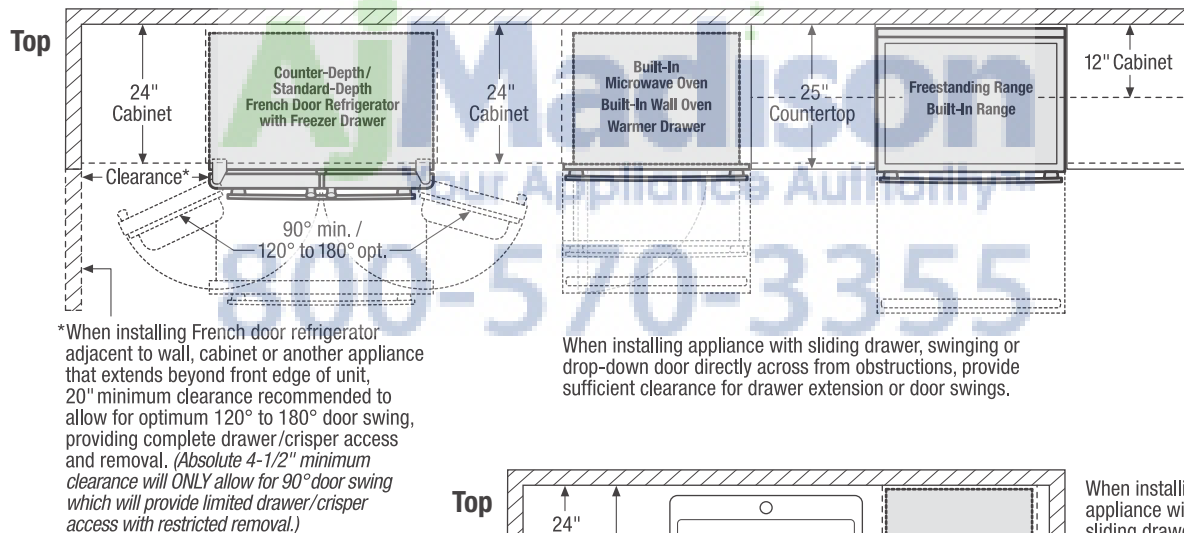
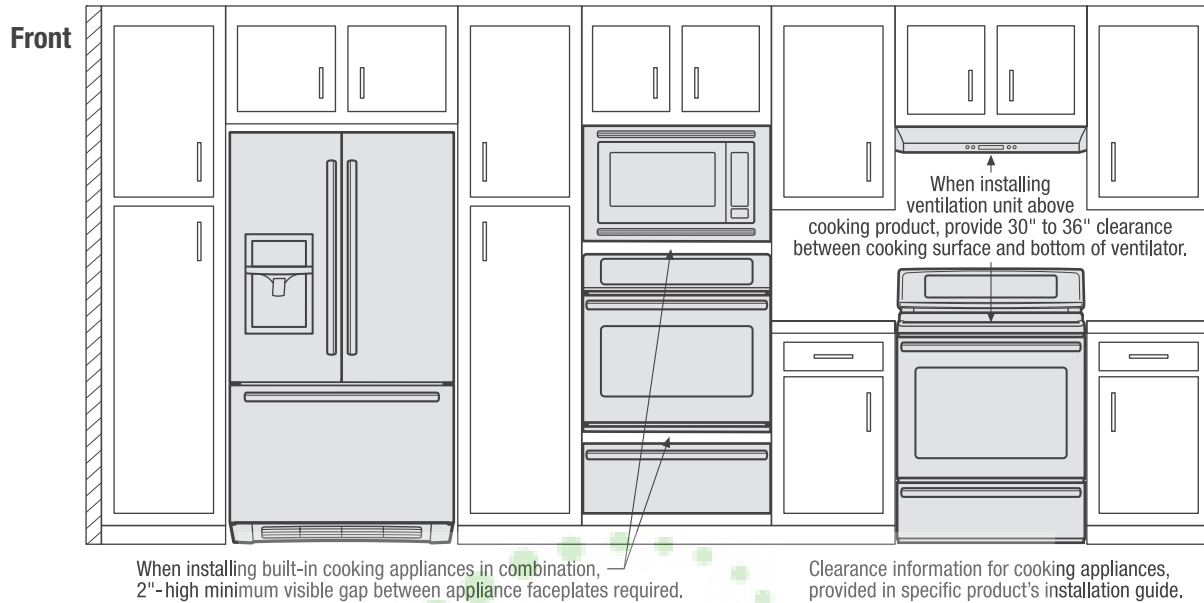
Use these dimensions and clearance instructions for planning purposes only. For detailed installation instructions, refer to installation guide, packed with product, or on the web at [frigidaire.com](http://frigidaire.com).



\*When installing top mount refrigerator adjacent to wall, cabinet or other appliance that extends beyond front edge of unit, 20" minimum clearance recommended to allow for optimum 140° door swing, providing complete crisper access and removal. (Absolute 3" minimum clearance will ONLY allow for 90° door swing which will provide limited crisper access with restricted removal.)



Use these dimensions and clearance instructions for planning purposes only. For detailed installation instructions, refer to installation guide, packed with product, or on the web at [frigidaire.com](http://frigidaire.com).





Use these dimensions and clearance instructions for planning purposes only. For detailed installation instructions, refer to installation guide, packed with product, or on the web at [frigidaire.com](http://frigidaire.com).

