

FRIGIDAIRE

affinity.



Dryer

FARE4044M W

14 Dry Cycles
7.0 Cu. Ft. D.O.E. Electric



Product Dimensions

Height	43"
Width	27"
Depth	29"

More Easy To Use Features

Allergen Cycle

Uses high heat to reduce allergens in clothes.

One-Touch™ Wrinkle Release

This option features Wrinkle Release Technology that finishes by tumbling without heat, preventing wrinkles, so your clothes look great every time.

Specialty Cycles

Features cycles to conveniently select jeans or kids' wear.

Express-Select® Controls

Easily select options with the touch of a button.

Energy Saver Option

Reduces energy use up to 20%.¹

Specialty Options

Additional settings include Wrinkle Release and Shrink Guard — including Line Dry and an Energy Saver selection that saves even more energy.

Line Dry Option

Dries clothes without heat to save up to 50% in energy versus a normal cycle.

SilentDesign™

Designed for quiet operation.

14 Dry Cycle Selections

No Heat Air Fluff

Chime On/Off Alert

5 Temperature Selections



NSF® International Certification

Available in:



Classic
White
(W)

Signature Features



Fits-More™ Dryer

Dry more in one load with our large, 7.0 cu. ft. interior.



Quick Dry

Dries even extra-large loads quickly and efficiently.



DrySense™ Technology

Dries your clothes more precisely, reducing wrinkles.





TimeWise® Technology

TimeWise® technology ensures wash time equals dry time - so you don't wait for clothes to dry.

¹Based on a common 8 lb. AHAM load as compared to not using Energy Saver Option for the same model.

Features	
Total Capacity D.O.E. (Cu.Ft.)	7.0
Controls	Express-Select®
Dryer Drum Interior	Stainless Steel
Interior Light	Yes
Framed Glass Window Door	Yes
DrySense™ Technology	Yes
Wrinkle Release Technology	Yes
TimeWise® Technology	Yes
Moisture Sensor	Yes
Estimated Time Remaining	Yes
Cycle Status Lights	Yes
Cycle Signal	Chime
Cycle Signal "On/Off"	Yes
Control Lock	Yes
Start / Pause / Cancel Knobs	Yes
Delay Start	Up to 12 Hours
Tumble Speed (RPM)	50
Reversible Door	Yes
Lint Screen	Yes
Sound Package	SilentDesign™
Adjustable Leveling Legs	4
Cycles	
Dry Cycles	14
Specialty Cycles	2
Options	
Temperature Selections	5
Dryness Level Selections	5
Timed Dry	60, 75, 90
Energy Saver Option	Yes
Optional Accessories	
Mobile Home Installation Kit	PN# 137067200
Drying Rack	PN# 137067300
Certifications	
NSF® Certified	Yes
Specifications	
Maximum Exhaust Duct Length¹ (Ft.)	64
Power Supply Connection Location	Rear
Voltage Rating	240V / 60Hz / 30A
Connected Load (kW Rating) @ 240 Volts	5.4
Amps @ 240 Volts	24
Heating Element @ 240 Volts (Watts)	4,700
Shipping Weight (Approx.)	143 Lbs.





 Your Appliance Authority™

 800-570-3355

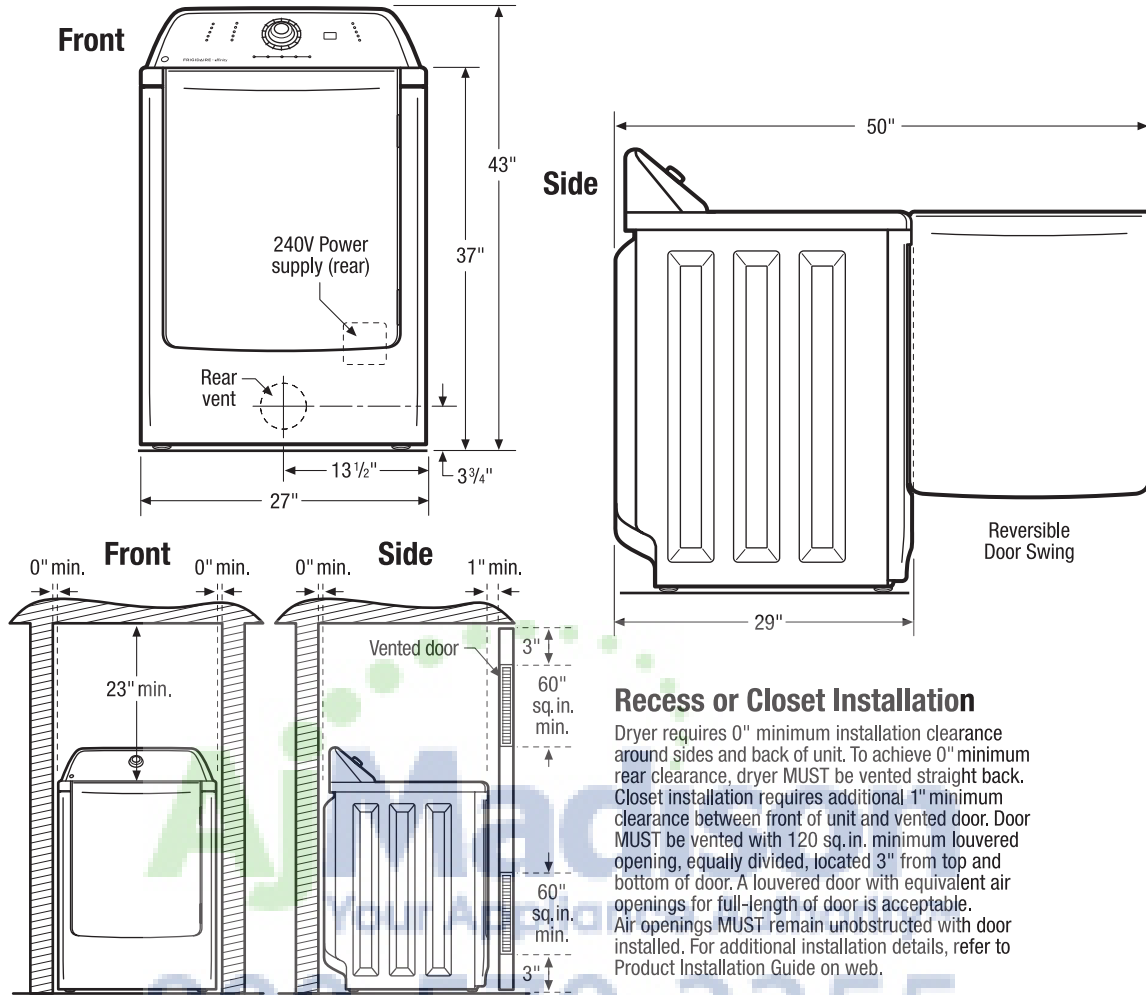
¹Rigid metal duct preferred, semi-rigid optional and allow deductions for elbows and vents. Refer to Installation Guide on web for additional information.

NOTE: For planning purposes only. Always consult local and national electric codes. Refer to Product Installation Guide for detailed installation instructions on the web at frigidaire.com.



Product Dimensions	
A - Height	43"
B - Width	27"
C - Depth	29"
Depth with Door Open 90°	50"

Accessories information available on the web at frigidaire.com



Recess or Closet Installation

Dryer requires 0" minimum installation clearance around sides and back of unit. To achieve 0" minimum rear clearance, dryer MUST be vented straight back. Closet installation requires additional 1" minimum clearance between front of unit and vented door. Door MUST be vented with 120 sq. in. minimum louvered opening, equally divided, located 3" from top and bottom of door. A louvered door with equivalent air openings for full-length of door is acceptable. Air openings MUST remain unobstructed with door installed. For additional installation details, refer to Product Installation Guide on web.

800-570-3355

Top Load Dryer Specifications

- Product Shipping Weight (approx.) - 143 Lbs.
- Designed for HOME USE only, not recommended for commercial application.
- An electrical supply with grounded three-prong receptacle is required.
- Voltage Rating - 240V/60 Hz/30 Amps
- Single phase 3- or 4-wire cable, 240 Volt, 60 Hertz AC only electrical supply with ground required on separate circuit fused on both sides of line. (Do not use same circuit as washer.)
- Connected Load (kW Rating) @ 240 Volts = 5.4kW
- Amps @ 240 Volts = 24 Amps
- Dryer MUST employ a 3-conductor NEMA 10-30 type SRDT or 4-conductor NEMA 14-30 type SRDT or ST (as required), rated at 240 volt AC minimum, 30 amp power supply cord marked for use with clothes dryers (not supplied).
- Grounding through neutral link prohibited in specific applications and certain locales, requiring use of 4-wire system. (For detailed electrical requirements, refer to Product Installation Guide on web.)
- Always consult local and national electric codes.
- Dryer can be installed in recess or closet requiring 0" minimum installation clearance around sides and back of unit. To achieve 0" minimum rear clearance, dryer MUST be vented straight back. Closet installation requires additional 1" minimum clearance between front of unit and vented door. Door MUST be vented with 120 sq. in. minimum louvered opening, equally divided, located 3" from top and bottom of door. A louvered door with equivalent air openings for full-length of door is acceptable. Air openings MUST remain unobstructed with door installed. (For additional installation details, refer to Product Installation Guide on web.)

- Do NOT install in area exposed to dripping water or outdoor weather conditions; where gasoline or other flammables are kept or stored; or where dryer comes in contact with curtains, drapes or anything that will obstruct flow of combustion and ventilation air.
- For garage installation, dryer MUST be located minimum 18" above floor.
- Floor MUST be solid with 1" maximum slope. Do NOT install on carpeted surface.
- Dryer MUST exhaust to outside of building, NOT into any concealed space.
- Exhaust installation requires minimum 4"-diameter rigid or semi-rigid metal duct with approved, unobstructed vent hood having swing-out damper(s). If installing rigid metal duct (preferred), do not exceed MAXIMUM venting run length of 64 ft., allow deductions for elbows and vents. If installing semi-rigid metal duct, do not exceed MAXIMUM venting run length of 8 ft., always allow deductions for elbows and vents (Refer to Product Installation Guide on web for additional information). Do NOT use flexible plastic or metal foil duct and use shortest run possible.
- Leveling legs supplied to level dryer properly and reduce excessive noise and vibration.
- For manufactured or mobile home installation optional Mobile Home Installation Kit (PN# 137067200) required. (For specific installation details, refer to Product Installation Guide on web.)

Note: For planning purposes only. Refer to Product Installation Guide on the web at frigidaire.com for detailed instructions.

Optional Accessories

- Mobile Home Installation Kit - (PN# 137067200).
- Drying Rack - (PN# 137067300).



Specifications subject to change.

FRIGIDAIRE

USA • 10200 David Taylor Drive • Charlotte, NC 28262 • 1-800-FRIGIDAIRE • frigidaire.com
 CANADA • 5855 Terry Fox Way • Mississauga, ON L5V 3E4 • 1-800-265-8352 • frigidaire.ca