

# FRIGIDAIRE

affinity



## Front Load Dryers

FAQE7017K W/B/R

7.0 Cu. Ft. Electric



### Signature Features



#### Fits-More™ 7.0 Cu. Ft. Dryer

The largest capacity dryer in a standard size<sup>1</sup> lets you dry more at once.



#### DrySense™ Technology

Dries your clothes more precisely, reducing wrinkles.



#### Save Your Settings

Automatically saves your last dry setting so you can save time when doing laundry.



#### Express-Select™ Controls

Easily select options and cycles with the touch of a button.

### Powerful Performance

- 7 Cycles Including -
  - Quick Cycle (Fast 25-minute dry cycle)
  - Heavy Cycle
- 12 Options
  - Shrink Guard
  - Extended Tumble
- 5 Temperature Selections Including -
  - Sanitize (NSF Certified in 1 Cycle)
- 4 Dryness Levels
- 3 Status Indicators
- Electronic Moisture Sensor
- 6 Auto Dry Cycles
- 6 Timed Dry Cycles
- Heater (4700W)

### Performance-Driven Style

- TimeWise™ Technology
- Painted Steel Drum

### More Easy-To-Use Features

- Estimated Time Remaining
- SilentDesign™
- Interior Light

### SpaceWise™ Design

- Reversible Door
- Optional 15" Largest Capacity<sup>2</sup> Drawer Pedestals
  - Classic White - PN# APWD15W
  - Classic Black - PN# APWD15E
  - Classic Red - PN# APWD15R

NSF® International Certification




### Capacities

Total Capacity 7.0 Cu Ft.

### Overall Exterior Dimensions

Height 36"  
Width 27"  
Depth 29-3/4"

### Available in:

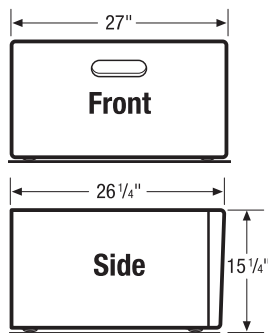
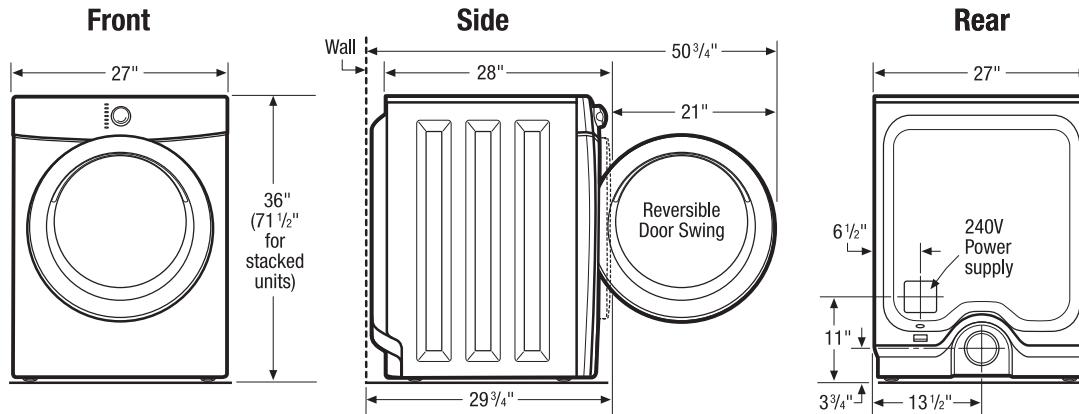


<sup>1</sup>Based on dryers 36" or less in height and 27" or less in width.

<sup>2</sup>Based on manufacturer specifications.

# Front Load Dryers

FAQE7017K W/B/R Electric

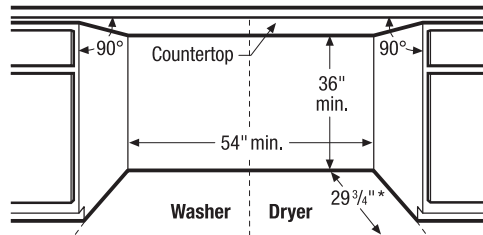


## 15" Drawer Pedestal Installation

Elevates dryer height to 51 1/4". For detailed pedestal installation, refer to instructions included with pedestal or on web. **Note:** Pedestal Installation requires modified utility hookup locations. For details, refer to Product Installation Guide on web.

## Built-In Installations

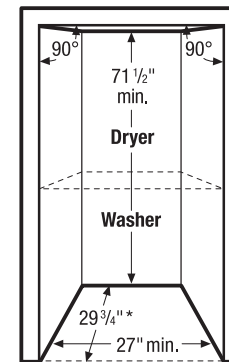
For built-in installations, NO minimum clearance required around sides or backs of units. For closet installation, allow additional 1" clearance between fronts of units and door. Location of plumbing, exhaust and utility hookups MUST be considered in built-in installations. For additional installation details, refer to Product Installation Guides on web.



## Side-by-Side Units in Under-Counter Installation

Can be installed with standard countertop and/or cabinetry.

\* To achieve minimal installation depth dimensions, dryer MUST be vented straight back. For installation with quick-turn 90° elbow, refer to Product Installation Guide on web for approximate clearances incurred with multi-directional exhausting options in freestanding, pedestal-mounted, or stacked installation.



## Stacked Units in Recessed or Closet Installation

For detailed stacked installation, refer to instructions included with Stacking Kit or on web. **Note:** Stacked installation requires modified utility hookup locations for dryer. For details, refer to Product Installation Guide on web.

## Front Load Dryer Specifications

- Product Shipping Weight (approx.) - 140 Lbs.
- An electrical supply with grounded three-prong receptacle is required.
- Voltage Rating - 240V/60 Hz/30 Amps
- Single phase 3- or 4-wire cable, 240 Volt, 60 Hertz AC only electrical supply with ground required on separate circuit fused on both sides of line. (Do not use same circuit as washer.)
- Connected Load (kW Rating) @ 240 Volts = 5.0kW
- Amps @ 240 Volts = 24 Amps
- Dryer MUST employ a 3-conductor NEMA 10-30 type SRDT or 4-conductor NEMA 14-30 type SRDT or ST (as required), rated at 240 volt AC minimum, 30 amp power supply cord marked for use with clothes dryers (not supplied).
- Grounding through neutral link prohibited in specific applications and certain locales, requiring use of 4-wire system. (For detailed electrical requirements, refer to Product Installation Guide on web.)
- Always consult local and national electric codes.
- Can be installed alone, with or without optional 15" Drawer Pedestal, or stacked above matching Frigidaire® Affinity Washer, which requires installation of optional Dryer Stacking Kit. (For installation details, refer to instructions included with optional pedestal or stacking kit or on web.)
- Can be built in with matching Frigidaire® Affinity Washer in under-counter, recessed or closet installation. (Refer to Built-In Installations on this page for cutout dimensions. For additional installation details, refer to Product Installation Guide on web.)
- Closet installation requires vented door with 2 unobstructed louvered openings, minimum 60 sq. in. each, located 3" from top and bottom

of door. Full-length 120 sq. in. opening also acceptable. Allow additional 1" clearance between fronts of units and closed door.

- Do NOT install in area exposed to dripping water or outdoor weather conditions, or where gasoline or other flammables, including automobiles, are kept or stored.
- Floor MUST be solid with 1" maximum slope. Do NOT install on carpeted surface.
- Dryer MUST exhaust to outside of building, NOT into any concealed space.
- Exhaust installation requires minimum 4"-diameter rigid or flexible metal duct with approved vent hood having swing-out damper(s). Do NOT use flexible plastic or metal foil duct and use shortest run possible.
- Leveling legs supplied to level dryer properly and reduce excessive noise and vibration.

**Note:** For planning purposes only. Refer to Product Installation Guide on the web at [frigidaire.com](http://frigidaire.com) for detailed instructions.

## Optional Accessories

- Dryer Stacking Kit - (PN# 134700600).
- 15" Classic White Drawer Pedestal - (PN# APWD15W).
- 15" Classic Black Drawer Pedestal - (PN# APWD15E).
- 15" Classic Red Drawer Pedestal - (PN# APWD15R).
- Mobile Home Installation Kit - (PN# 137067200).
- Drying Rack - (PN# 137067300).

FRIGIDAIRE®

USA • 250 Bobby Jones Expressway • Martinez, GA 30907 • 1-800-FRIGIDAIRE • [frigidaire.com](http://frigidaire.com)  
CANADA • 5855 Terry Fox Way • Mississauga, ON L5V 3E4 • 1-800-265-8352 • [frigidaire.ca](http://frigidaire.ca)

FAQE7017K 07/09

© 2009 Electrolux Home Products, Inc.



Specifications  
subject to change.  
Printed in the U.S.A.