



SEDONA BY LYNX™ SERIES

30" SEDONA BUILT-IN GRILL

WITH 2 STAINLESS STEEL BURNERS AND ROTISSERIE (L500R)



L500R PRODUCT OVERVIEW

- Variable power—two Stainless Steel Burners combining to provide up to 46,000 BTU
- Consistent assurance—direct spark ignition with battery backup
- Perfect clarity—dual halogen grill surface lights
- Quick visibility—temperature gauge
- Easy opening—Lynx Hood Assist
- Ready rotisserie—dedicated rotisserie back burner, motor, spit rods, and forks
- Ample capacity—733 square inches of cooking surface (508 primary, 225 secondary)
- Beautiful illumination—blue-lit control knobs
- Steady performance—heat-stabilizing design
- Smooth opening—fluid rotation handle
- Premier platform—stainless steel grilling grates
- Steadfast durability—heavy-duty welded construction eliminates gaps where grease can collect



OPEN VIEW



FOR A COMPLIMENTARY CUSTOM DESIGN FOR YOUR OUTDOOR KITCHEN, VISIT LYNXGRILLS.COM/DESIGN-CENTER

L500R PRODUCT FEATURES

The Sedona by Lynx™ Series is always evolving to be the best at something new. That philosophy is reflected in its features. We've refined these features to give you a grilling experience that's both simple and stunning.



ROTISSERIE SYSTEM



STAINLESS STEEL BURNERS



CERAMIC RADIANT BRIQUETTES




SEAMLESS WELDED CONSTRUCTION



EXPANSIVE GRILLING SURFACE



SPARK IGNITION SYSTEM



LYNX HOOD ASSIST



INTEGRATED ILLUMINATION

FOR MORE
INFORMATION ON
SEDONA BY LYNX™ SERIES
PRODUCT FEATURES,
PLEASE VISIT
LYNXGRILLS.COM

PRODUCT TECHNICAL SPECIFICATIONS



CUT-OUT DIMENSIONS: WIDTH: 29" / HEIGHT: 10" / DEPTH: 21.25"



SHIPPING DIMENSIONS: WIDTH 35" / HEIGHT 33.5" / DEPTH 30"
SHIPPING WEIGHT: 168 POUNDS



GAS REQUIREMENTS: SHIPS IN LIQUID PROPANE OR NATURAL GAS
FROM FACTORY

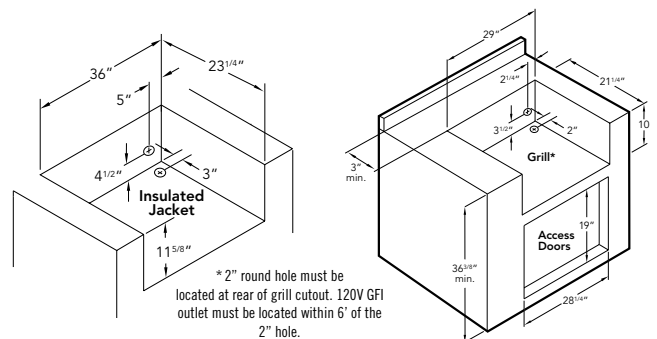


ELECTRICAL REQUIREMENTS: INSTALLATION REQUIRES AN OUTDOOR
120V/15GFI ELECTRICAL OUTLET ADJACENT TO PRODUCT

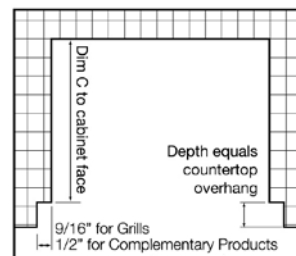


COOKING CONFIGURATION: BUILT-IN GRILL WITH 2 STAINLESS STEEL
BURNERS AND ROTISSERIE

L500 ISLAND PREPARATION



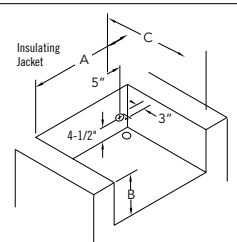
COUNTERTOP NOTCH DETAIL



INSULATING JACKET

BUILT-IN GRILL WITH INSULATING JACKET

Model	A	B	C
L500	29"	10"	21 1/4"



Note: Insulating jacket required for all grills installed into a combustible enclosure. For natural gas grills, Lynx recommends using 3/4" gas lines. Side burners may be rotated 90 degrees. See installation manuals for details.