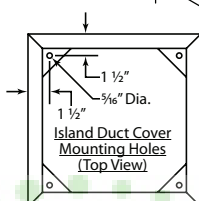
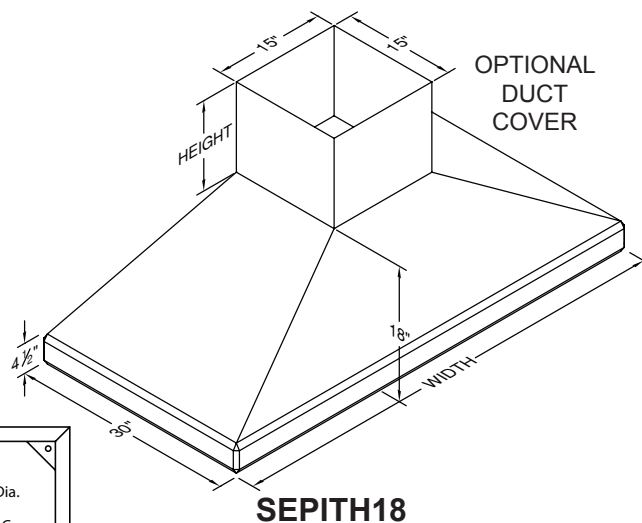
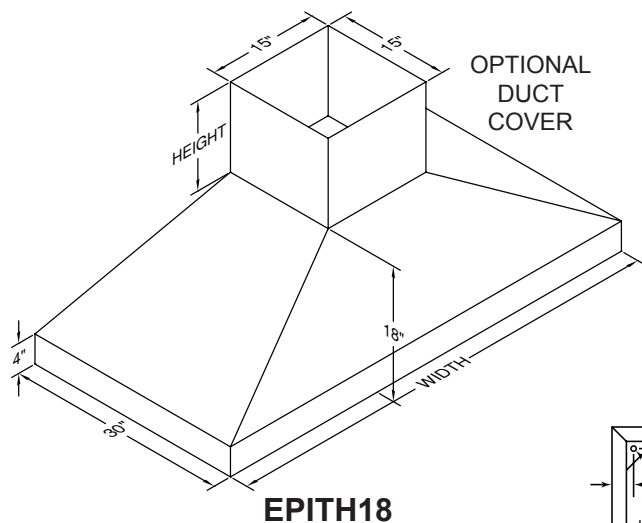
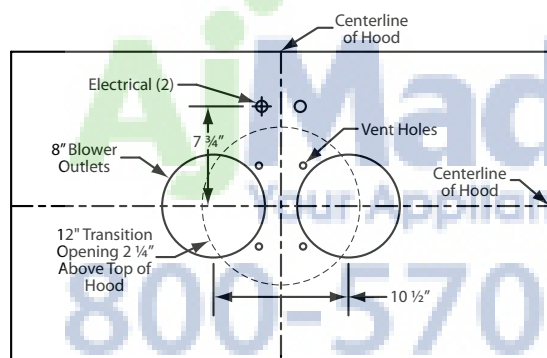


VentA-Hood® EUROSTYLE ISLAND RANGE HOOD SPECIFICATIONS

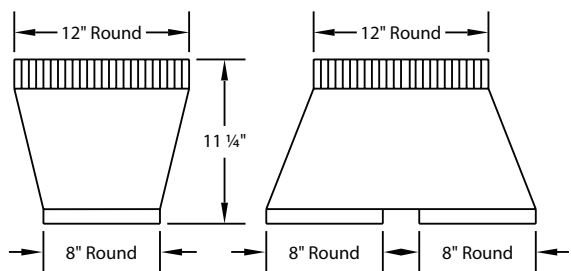
EPITH18/SEPITH18 Equipped with halogen lighting. Not available with heat lamps. Shown with optional duct cover (sold separately). Optional duct covers available in standard and custom sizes.



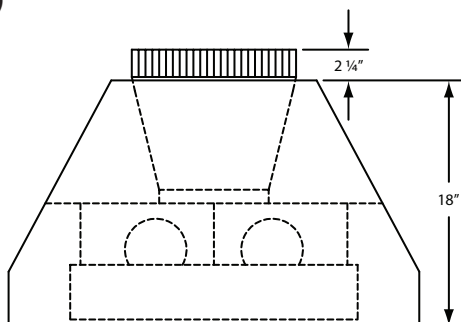
Connection Diagram (48" - 66" Widths)



1100 CFM T400 Cluster Blower (Top View)

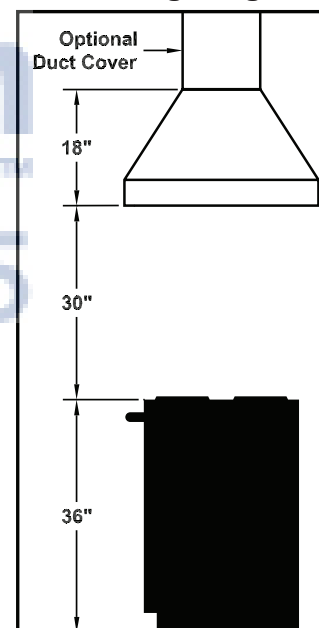


VP564 Standard Transition (Included)



Transition Installed (Side View)

Recommended Mounting Height*



*Recommended mounting height is for optimum performance.

Electrical/Mechanical Specifications For Blower Units

| Model | Volts | Amps* | Hz | RPM | CFM SP@0.0" | Equivalent CFM* | CFM SP@0.1" | CFM SP@0.2" | CFM SP@0.3" | Minimum Round Duct Size | Sones# |
|---------------------|-------|-------|----|------|-------------|-----------------|-------------|-------------|-------------|----------------------------|--------|
| T400 Island Cluster | 115 | 5.8 | 60 | 1550 | 1100 | 1800 | 998 | 855 | 774 | 12" (13 in. ²) | 6.4 |

* Add 0.5 amp for each halogen light. Hood is available with halogen lights (one in each corner).

Because the Magic Lung® blower uses centrifugal filtration rather than conventional baffle or mesh filters, the Magic Lung® blower can handle cooking equipment with higher cubic feet per minute (CFM) requirements and can deliver equivalent CFM much more efficiently than other than other filtration systems. When comparing the Magic Lung® with other blower units made by other manufacturers, use the "Equivalent CFM".

Ratings in accordance with the Standard Test Code by the Energy Systems Laboratory of the Texas Engineering Experiment Station.

SPECIFICATIONS SUBJECT TO CHANGE WITHOUT NOTICE Rev. 0213A

