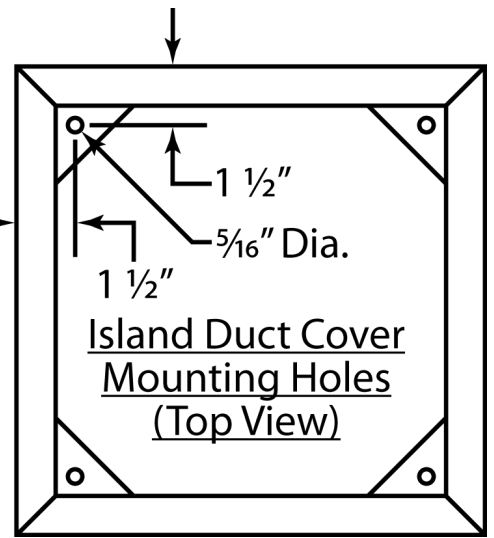
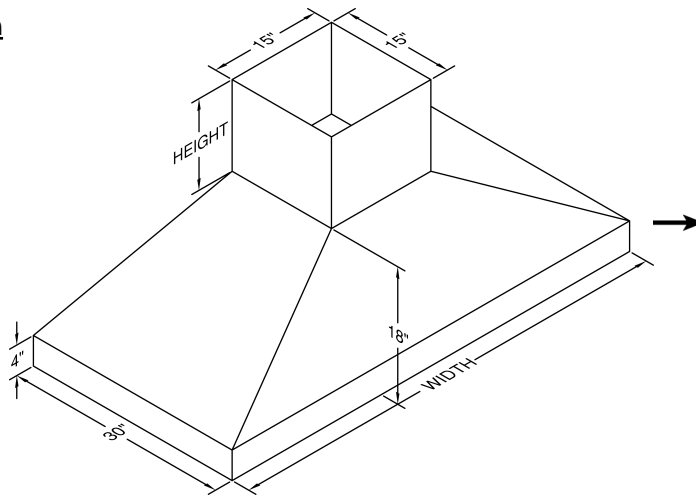


### EPITH18-466

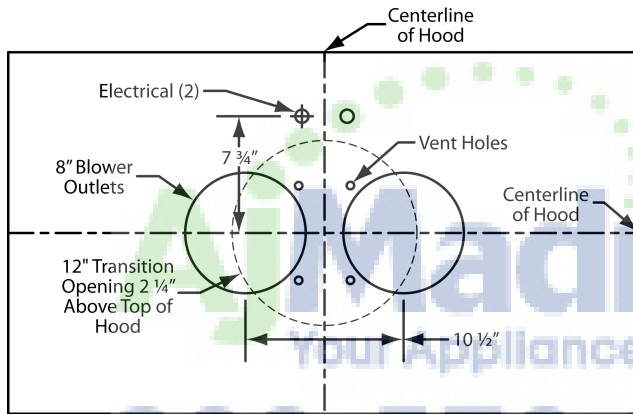
Halogen lights. This model is not available with heat lamps. Shown with optional duct cover (sold separately). Optional duct covers are available in standard and custom sizes.

#### Dimensional Information

Width	66.0
Depth	30.0
Height	18.0
CFM @ 0.0" SP	1100.0
Sones	6.4
Amps	7.8
# Lights	4.0

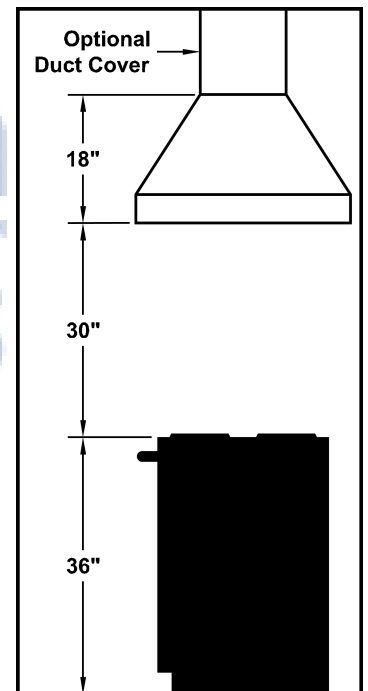


#### Connection Diagram

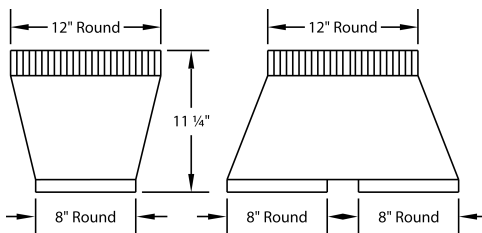


1100 CFM T400 Cluster Blower (Top View)

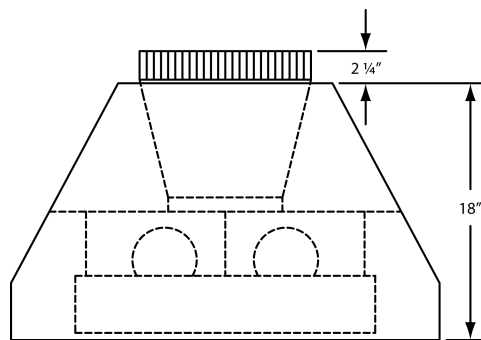
#### Recommended Mounting Height\*



\*Exceeding recommended mounting height may compromise performance.



VP564 Standard Transition (Included)



Transition Installed (Side View)

#### Electrical/Mechanical Specifications For Blower Unit

Model	Volts	Amps*	Hz	RPM	CFM SP@0.0"	Equivalent CFM	CFM SP@0.1"	CFM SP@0.2"	CFM SP@0.3"	Minimum Round Duct Size	Sones#
T400 Island Cluster	115.0	5.8	60.0	1550.0	1100.0	1800.0	998.0	855.0	774.0	12" (113 sq. in.)	6.4

+ This model is equipped with halogen lighting (one in each corner).

\$ Because the Magic Lung® blower uses centrifugal filtration rather than conventional baffle or mesh filters, the Magic Lung® blower can handle cooking equipment with higher cubic feet per minute (CFM) requirements and can deliver equivalent CFM much more efficiently than other filtration systems. When comparing the Magic Lung® with other blower units made by other manufacturers, use the "Equivalent CFM".

# Ratings in accordance with the Standard Test Code by the Energy Systems Laboratory of the Texas Engineering Experiment Station.