


# Under-Cabinet Hood

## EI36WC40G S



### High-Quality Premium Stainless Steel

Classic ventilation hood is constructed of high-quality stainless steel, making it durable and attractive.



### 400 CFMs / 4-Speed Fan

Features a powerful 4-speed dual centrifugal fan supplying 400 CFM of air movement. Effectively and quietly removes smoke, vapors and smells from the kitchen.



### Dual Halogen Lights

Dual halogen lights provide ample illumination of the cooking surface below with lights located at two different levels.



### Electronic Controls with LCD Display

Easy-to-operate electronic controls provide convenient access to all fan, clock and timer settings.

### 36" UNDER-CABINET HOOD

#### Features

Nominal Width	36"
Installation Type	Wall Mount
Air Discharge	Vertical or Horizontal
Air Delivery (CFM)	400
Blower Type	Dual Centrifugal
Electronic Controls with LCD Display	Yes
Fan Speeds	4
Sound Level (dBA)	68.0
Dual Halogen Lights	Yes
Washable Stainless Steel Filters	Yes
Exhaust Duct	Convertible*
Duct Required	7" Round or 3-1/4" x 10"

#### Accessories

Charcoal Filter – EICF406GS	Optional
-----------------------------	----------

#### Color / UPC (0-12505-)

Stainless Steel (S)	55872-6
---------------------	---------

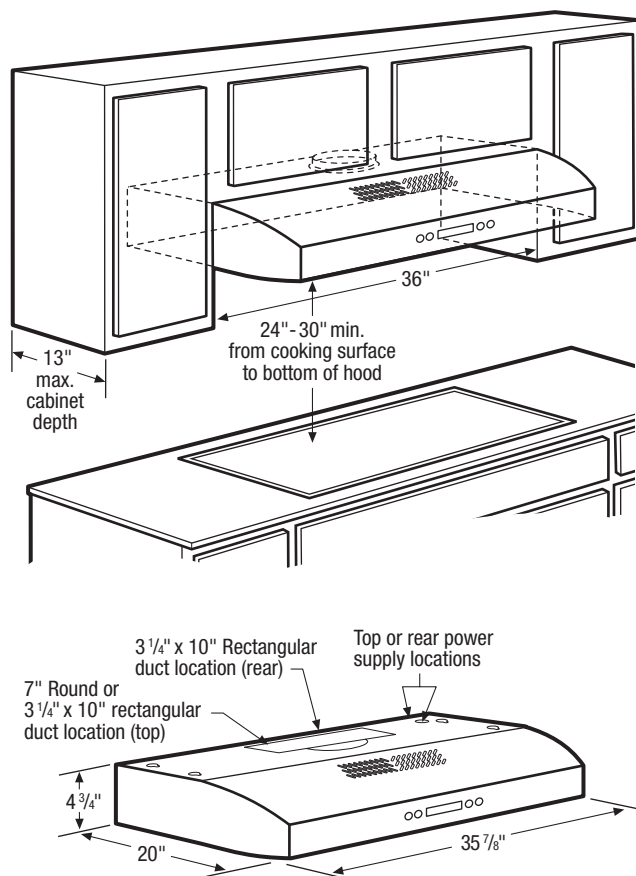
#### Specifications

Overall Exterior Dimensions –	
Width	35-7/8"
Height	4-3/4"
Depth	20"
Voltage Rating	120V/60Hz/15A
Connected Load (kW Rating) @ 120 Volts <sup>‡</sup>	0.36
Product Weight	30 Lbs.
Shipping Weight	32 Lbs.
Sones Rating	6.0

\* Ventilation is convertible to be either ducted outside, or recirculated inside requiring no ducting.  
<sup>‡</sup> For use on adequately wired 120V, dedicated circuit having 2-wire service with a separate ground wire. Appliance must be grounded for safe operation.

NOTE: Always consult local and/or national electric codes. Check local building codes for installation requirements, as they may vary per locale. Refer to Product Installation Guide for detailed installation instructions on the web at [www.electroluxappliances.com](http://www.electroluxappliances.com).

Specifications subject to change.

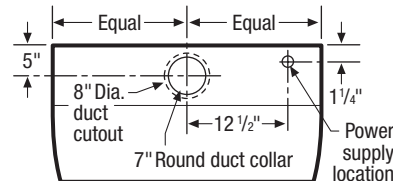


## Exhaust Options

Vent hood can be vertically or horizontally ducted outside using round or rectangular duct; or recirculated inside with no ducting required.

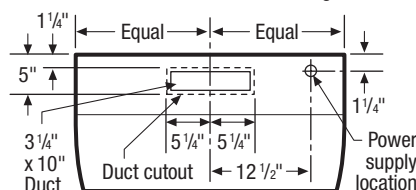
For detailed duct preparation and installation specifications, refer to installation instructions on web.

### Outside Vertical – 7" Round Duct



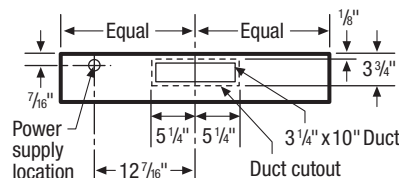
Top

### Outside Vertical – 3 1/4" x 10" Rectangular Duct



Top

### Outside Horizontal – 3 1/4" x 10" Rectangular Duct



Rear

## 36" Under-Cabinet Hood Specifications

- Product Weight – 30 Lbs.
- Wall-Mount Installation – can be ducted vertically or horizontally.
- Ventilation is convertible to be either ducted outside, or recirculated inside requiring no ducting.
- Sones Rating – 6.0
- Voltage Rating – 120V/60 Hz/ 15 Amps
- Connected Load (kW Rating) @ 120 Volts = 0.36kW (For use on adequately wired 120V, dedicated circuit having 2-wire service with a separate ground wire. Appliance must be grounded for safe operation.)
- Amps @ 120 Volts = 2.89 Amps
- Always consult local and/or national electric codes. Check local building codes for installation requirements, as they may vary per locale.
- Connect vent hood with copper wire only.
- Minimum installation height allowed from bottom of hood to cooking surface is 24" - 30" for electric and 30" for gas. (*NOT more than 36" recommended.*)

## Ducted Option Specifications

- For outside ventilation only.
- Exhaust Duct Required – 7" round or 3-1/4" x 10"
- To accommodate pre-existing, off-center ductwork, vent hood can be installed up to one inch on either side of hood center. In extreme off-center installation, one end of duct connector can be modified to clear electrical cable clamp.
- For most efficient airflow exhaust, use a straight run or as few elbows as possible.
- Use metallic flex ducting only to connect rigid duct directly to transitions (*if allowed by code*).
- Thermal breaks such as short section of nonmetallic duct, should be used in areas of extreme cold.
- Cold weather installations should have additional backdraft damper installed.
- Refer to web for detailed duct preparation installation instructions.

## Ductless (Recirculated) Option Specifications

- If ducting to outside is not an option, vent hood can be converted to ductless to recirculate air inside.
- Refer to web for detailed convertible ventilation installation instructions.

**Note: For planning purposes only. Refer to Product Installation Guide on the web at [electroluxappliances.com](http://electroluxappliances.com) for detailed instructions.**

## Optional Accessories

- Charcoal Filter – (EICF406GS).