

SPECIFICATIONS

PARMA™ SINGLE HANDLE LAVATORY FAUCET


Model

D225658

Description

- Ceramic disc valve
- 2 1/4" high faucet, 5" spout length
- With metal touch down drain assembly
- Single hole mount with optional deck plate DA667229
- 1.2gpm (4.5L/min) maximum flow rate @60 psi
- Meets CEC Requirement

Standards



• NSF/ANSI 372 • NSF/ANSI 372

• ASME A112.18.1M/A112.18.1



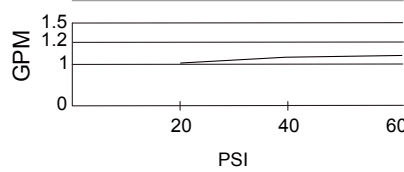
• ADA Accessibility Guidelines for Buildings and Facilities - 309.4 Operation and Operable Parts

•WaterSense Pending

Warranty

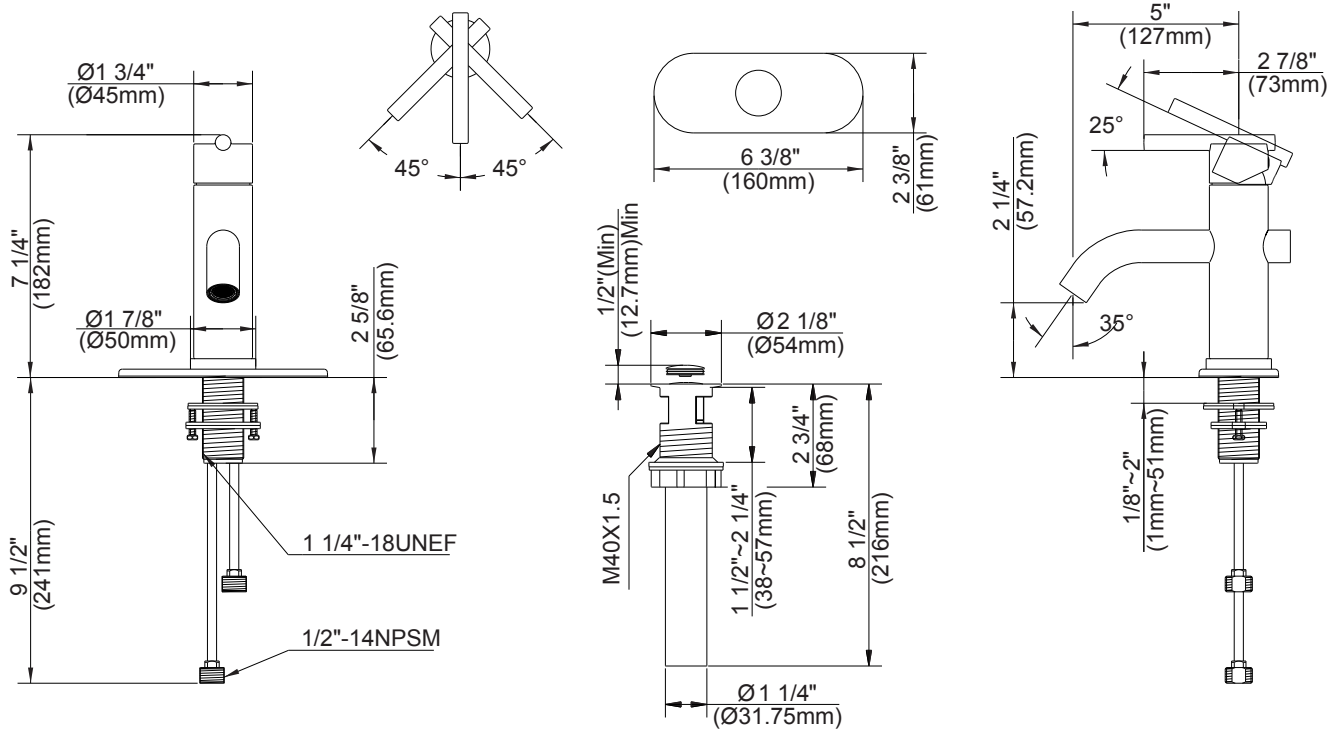
Danze products are covered by a manufacturer's limited "lifetime" warranty for manufacturing defects.

Flow Rate



Finishes Available

- Chrome
- Other: Refer to Price List for additional finish



Submittal Information:

Job Name: _____
 Contractor: _____

Location: _____
 Contact #: _____