

24-Inch Integrated Warming Drawer

\$1,599



IWD24 – Panel Ready

Features & Benefits

- 4 temperature levels
- 4 timer settings
- Electronic control panel
- Panel ready

Controls

CONTROL TYPE	Touch
KITCHEN TIMER	Yes

Warming Drawer

CAPACITY (CU. FT.)	1.33
TEMPERATURE RANGE	100°F - 200°F
POWER	500W
MOIST / CRISP SELECTOR	No
APPROVED FOR OUTDOOR USAGE	No

Weights & Dimensions

NET WEIGHT (LBS.)	44
SHIPPING WEIGHT (LBS.)	54
PRODUCT DIMENSIONS (W X H X D IN INCHES)	22 3/8 x 9 1/16 x 23 3/8
CUTOUT REQUIRED (W X H X D IN INCHES)	22 1/2 x 9 3/8 x 24

Technical Details

ELECTRICAL REQUIREMENTS	120V, 60 Hz, 15A
-------------------------	------------------

Warranty

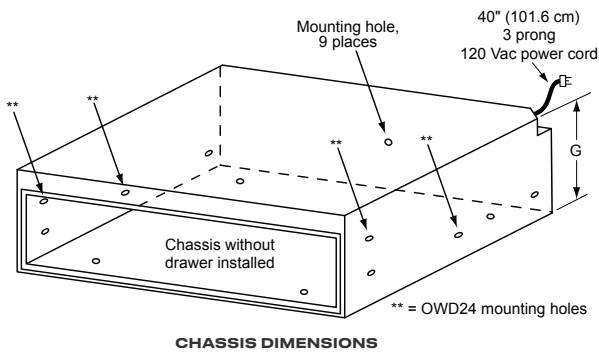
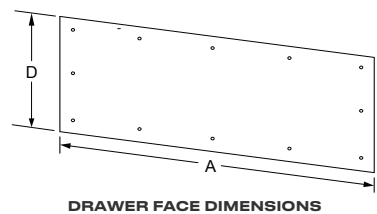
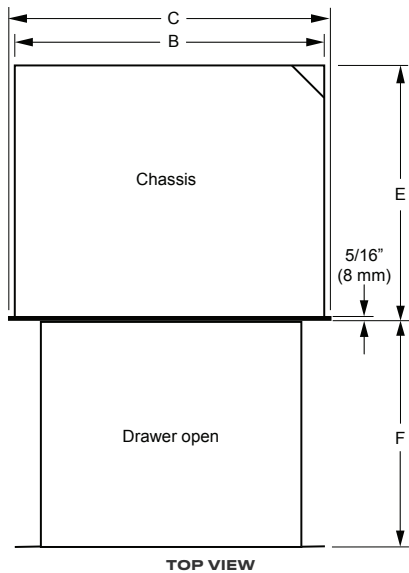
FULL COVERAGE	2 Years
---------------	---------

24-Inch Integrated Warming Drawer

\$1,599



Appliance Dimensions	
A - DRAWER FACE WIDTH (IN/CM)	22 5/16 / 56.7
B - CHASSIS WIDTH (IN/CM)	22 3/4 / 56.5
C - CHASSIS FACE WIDTH (IN/CM)	22 3/8 / 56.8
D - DRAWER FACE HEIGHT (IN/CM)	8 15/16 / 22.7
E - CHASSIS DEPTH (IN/CM)	23 3/8 / 59.4
F - DRAWER DEPTH (IN/CM)	23 15/16 / 60.5
G - CHASSIS HEIGHT (IN/CM)	9 1/16 / 23



Installation Specifications	
A - CUTOUT WIDTH (IN/CM)	22 1/2 / 57.2
B - CUTOUT HEIGHT (IN/CM)	9 1/8 / 23.2
C - MINIMUM VERTICAL GAP BETWEEN CUTOUTS (IN/CM)	1 1/16 / 2.7
D - MINIMUM CUTOUT DEPTH (IN/CM)	24 / 61.0

