



Aj Madison
Your Appliance Authority
800-570-3355

STANDARD TUB

DISHWASHERS

2014 / 2015

IN HARMONY WITH YOUR LIFE

With over 130 years of production and expertise in the appliance and metal industries, Blomberg is a quality name in the European household appliance market. Owned by Arçelik, the 3rd largest appliance manufacturer in Europe, Blomberg has gained a sizeable presence in the European home. For years Blomberg has been setting trends in both technology and style and continues to employ technologically advanced appliances, while still keeping the everyday family life in mind. Blomberg has introduced an outstanding collection of tall tub dishwashers with advanced German engineering and state-of-the-art design. All Blomberg dishwashers are ENERGY STAR qualified to conserve energy and save you money. Blomberg's 5 level wash system and 167°F water temperature will make your dishes sparkling clean. All dishwasher models are extra quiet, dependable and backed by an exceptional warranty.

IN HARMONY WITH NATURE

ENVIRONMENTALLY FRIENDLY



Maximum energy efficiency

All Blomberg products are ENERGY STAR qualified, offering you cleaner dishes while saving you money and energy.



Harmless Components

Blomberg dishwashers are not only energy efficient but also RoHS compliant. The products are built of 99.9% lead-free materials, and 85% of our components are recyclable.

IN HARMONY WITH YOU

PRACTICAL

Electronic controls



The electronic display offers you a quick and easy way to select your programs. Additionally, products with numerical display offer an “end of cycle audible signal”, which reminds you that your wash cycle has finished and the dishes are ready to use. Also, the hidden control panel prevents your children from changing programs and playing with your dishwasher.

Time saving

Blomberg understands that your time is precious and provides a 30-minute quick wash program alternative for your lightly soiled dishes.



ALL IN 1

Blomberg dishwashers perform well with all types of compact datagents.




IN HARMONY WITH YOU

EASY TO LOAD



Flexible upper rack

Multi flex racks with flip down tines in the lower rack and **smartFOLD™** plate supports in the upper rack have been designed to maximize space in your dishwashers, allowing large items to be easily washed. With the flip down shelves you maximize space by using lower and upper parts of the shelf at the same time. You can wash long utensils and cappuccino/espresso cups all together, increasing capacity. What's more, the flip down shelves in the upper rack can be positioned at different levels allowing you to wash tall champagne flutes with short brandy glasses.



Height-adjustable upper rack

Blomberg dishwashers all have a weight-adjustable upper rack, which can be raised to make room for pans, platters and baking trays in the bottom rack or lowered to accommodate tall glasses. Available in some models is **FlexiRack**, which allows you to adjust the rack height in one simple action even when the rack is fully loaded.

Sliding cutlery basket

Your Blomberg dishwasher's cutlery basket can be replaced anywhere in the front row of the dishwasher by simply sliding it from side to side. Sliding cutlery basket is not available on 18" models.



IN HARMONY WITH YOU

PRACTICAL

smartFIT™ and smartBALANCE™

Blomberg developed a height adjustment mechanism called **smartFIT™**, which allows the rear feet to be adjusted from the front. In addition, fully integrated Blomberg dishwashers have a front adjustable hinge system, **smartBALANCE™**, which helps achieve a perfectly balanced door by adjusting the dishwasher to weight of your kitchen cabinet door.

5 level wash

The 5 level wash system ensures immaculately clean dishes. The two spray arms, placed in the bottom and the middle of the dishwasher, and the third spray arm at the top spray water from every direction, reaching even the most remote parts of your dishes.



QUIET

Silent operation

By utilizing three layers of insulation including bituminous material, cotton insulation and side walls, Blomberg dishwashers are among the most quiet in the market. With advanced motor technology introduced at Blomberg models, noise levels are so low that you don't even have to run your dishwasher late at night.

IN HARMONY WITH YOU

SAFE

Stainless steel tank

Blomberg dishwashers are manufactured with the best stainless steel materials available, which not only protect dishwashers from heat and corrosion, but also sanitize your dishes with one of the highest washing temperatures available (167°F) in the dishwasher market.



Flow through heater

The heater is concealed to provide a safer and more convenient alternative to the conventional exposed heater. This allows plastic dishware to be placed on both top and bottom racks without damage.

Pots and pans plus 167°F

The pots and pans plus program offers a technology that cares for your dishes and guarantees exceptional cleaning of the most soiled dishes at 167°F temperature.



3 way euro filtering system

The 3 way euro filtering system removes even the smallest dirt particles and ensures circulation of clean water.

DMFS

All Blomberg dishwashers have a double motion float system (DMFS) and a bottom tray to prevent flooding. DMFS is an enhanced anti-leak system designed to provide maximum security against water damage. It is an intelligent mechanism that detects the source of excess water collection, the first float activates the drain pump, and the machine continues to run until the cycle is complete. If there is an operational problem, the second float level is involved to shut off the valve to stop water intake and drain the existing water until all the water inside the machine is discharged.



MODELS

DW 24100 Series



14 Place settings
Thin panel front control LCD display

Main Features

- 4 programs
- 3 wash temperatures
- Condensing drying system
- 50 dBA wash noise level
- Program follow-up display
- Time delay up to 9:30 hrs.
- Allin1 tablet detergent function
- 1/2 Load function
- 3 way euro filtering system
- smartFIT™ front adjustable rear feet
- Power plug

Interior design

- All stainless steel tank
- Three spray arms (lower, upper and ceiling)

Base rack loading system

- Unloaded adjustable upper rack
- Upper rack handle
- 2 adjustable mug shelves
- Sliding cutlery basket
- Fixed lower rack tines

Color

- DW 24100 W: White
- DW 24100 B: Black
- DW 24100 SS: Stainless steel



DW 55100 Series



14 Place settings
Top control LCD display

Main Features

- 5 programs
- 3 wash temperatures
- Condensing drying system
- 50 dBA wash noise level
- Program follow-up display
- Time delay up to 9:30 hrs.
- Allin1 tablet detergent function
- 1/2 Load function
- 3 way euro filtering system
- smartFIT™ front adjustable rear feet
- smartBALANCE™ front adjustable hinge system
- smartPIN™ joint handle system
- Power plug

Interior design

- All stainless steel tank
- Three spray arms (lower, upper and ceiling)

Premium rack loading system

- FlexiRack™ loaded adjustable upper rack
- Upper rack handle
- 4 adjustable mug shelves
- Sliding cutlery basket
- smartFOLD™ plate supports on lower rack
- Stainless Blomberg embossed lower rack handle

Color

- DW 55100 SS: Stainless steel
- DW 55100 FBI: Fully Integrated



DWS 54100 Series



8 Place settings
Top control LCD display

Main Features

- 4 programs
- 3 wash temperatures
- Hot air drying
- 50 dBA wash noise level
- Program follow-up display
- Time delay up to 9:30 hrs.
- Allin1 tablet detergent function
- 1/2 Load function
- 3 way euro filtering system
- smartFIT™ front adjustable rear feet
- smartBALANCE™ front adjustable hinge system
- Power plug

Interior design

- All stainless steel tank
- Three spray arms (lower, upper and ceiling)

Premium rack loading system

- FlexiRack™ loaded adjustable upper rack
- 4 adjustable mug shelves
- 45 cm standard cutlery basket
- smartFOLD™ plate supports on lower rack
- Stainless Blomberg embossed lower rack handle

Color

- DWS 54100 SS: Stainless steel
- DWS 54100 FBI: Fully Integrated



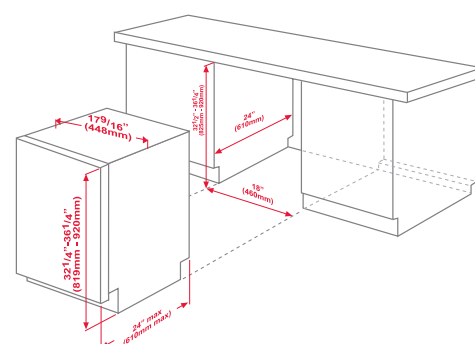
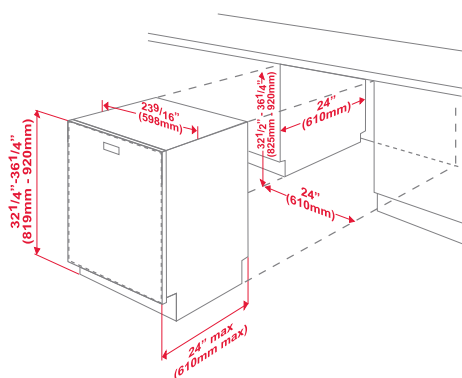
ALLIN1



ALLIN1



ALLIN1



TECHNICAL DETAILS

MODELS

White							
Black							
Stainless Steel							
Fully Integrated							
CONTROLS							
Control Type							
Position							
MAIN FEATURES							
Loading Capacity (place settings)							
Tub material							
Inner door material							
Water Softener							
DMFS overflow protection							
5 level wash with 3rd spray arm							
Delay timer up to 9:30 hrs							
3 way euro filter							
Drying							
Turbidity sensor							
Silence level, dBA							
All-in-1 Tablet function							
1/2 Load function							
SmartPINTM Joint							
Power Plug							
PROGRAMS							
Number of programs							
Rinse & Hold							
Quick wash (131°F rinse temp)							
China/crystal (149°F rinse temp)							
Regular wash (142°F-145°F rinse temp)							
Pets and pans plus (167°F rinse temp)							
DISPLAY							
Program sequence							
Rinse aid indicator							
Rinse aid indicator display							
Salt indicator display							
RACK SYSTEM							
smart-OLD lower rack folding tines							
Lower rack embossed stainless handle							
Cutlery basket							
Upper rack (inset shelves)							
smart-OLD, upper rack folding tines							
FlexiRack, adjustable upper rack							
Nylon coated racks							
DIMENSIONS							
Packed (HxWxD)							
in							
cm							
Packed Weight							
(lb/kg)							
Unpacked (HxWxD)							
in							
cm							
Unpacked Weight							
(lb/kg)							
ENVIRONMENTAL STANDARDS							
Energy Star qualified							
Energy consumption, kWh/year							
Water consumption, gal/cycle							
RoHS* compliant							

* Lead-free





Blomberg®
seit 1883



www.blombergappliances.com
info@blombergappliances.com
☎ 1-800-459-9848

Due to the continual improvements achieved through research and development, Blomberg reserves the right to make any changes to the specifications and features of products without prior notice. As a result, you may find differences between the product as described in the catalog and the product you receive.