

DV56H9100EG

Samsung Front-Load Electric Dryer

9.5 cu. ft. Capacity DOE

Features


- Eco Dry
- Steam Drying Technology:
 - Steam Refresh
 - Steam Wrinkle Away
- Vent Sensor™
- Sensor Dry – Detects Moisture and Adjusts Drying Time
- Smart Care
- Stainless Steel Drum
- 15 Preset Drying Cycles
- 11 Options
- 5 Temperature Settings
- 4-Way Venting
- Dual Heaters
- Drying Rack
- Dryer Drum Light
- Reversible See-Through Door

Convenience

- Child Lock
- My Cycle Option
- Lint Filter Indicator



9.5 cu. ft. Capacity



Eco Dry

Available Colors:



Onyx



White

Signature Features

9.5 CU. FT. CAPACITY

- 3X the laundry, 1/3 of the time.*
- The world's largest dryer.
- Our biggest capacity lets you dry 4 laundry baskets in a single load.**

*Based on 3 standard loads of laundry (based on baskets) at 60 minutes each total clean time is equal to 180 minutes which is equivalent to 1 load in the 9000.

**Based on an 8-lb. load of laundry.

ECO DRY

- 25% more energy savings.*
- With Eco Dry save \$4,500 over the lifetime of the washer and dryer.**

*Saves 25% of energy based on U.S. Department of Energy standard test.

**Compare to pre-2004 conventional top load.

VENT SENSOR™

- Duct blockage sensing.
- Detects problems and reminds you when to clean your vent to avoid lint blockages.
- Cleaning vents regularly improves dryer performance.



ENERGY STAR 2013 Emerging Technology Award

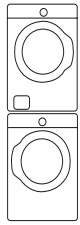
Awarded the U.S. Environmental Protection Agency's 2013 ENERGY STAR® Emerging Technology Award.

SAMSUNG

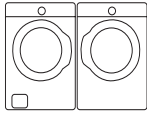
DV56H9100EG

Samsung Front-Load Electric Dryer

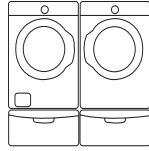
Installing Options



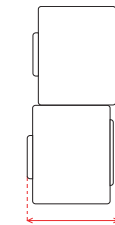
Stacked



Side by Side



On Pedestals



Stacked Depth

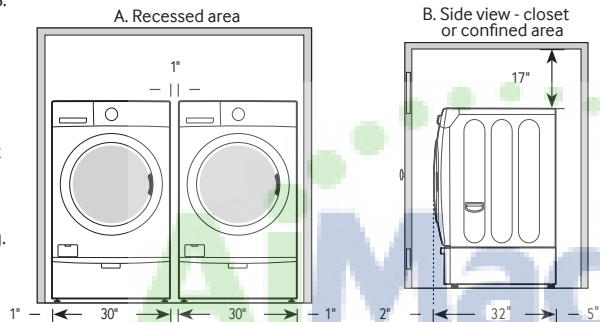
Installing Your Dryer

1. Alcove or closet installation

MINIMUM CLEARANCES FOR CLOSET
AND ALCOVE INSTALLATIONS:

Sides – 1"
Rear – 5⁷/₈"
Top – 17"
Closet Front – 2"

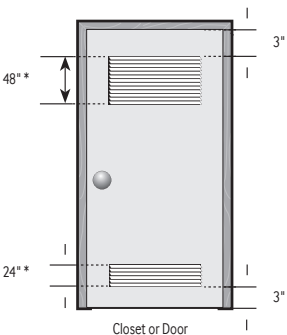
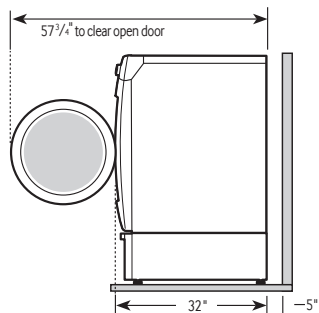
If the washer and dryer are
installed together, the closet
front must have at least a 72"
unobstructed air opening.
Your washer alone does not
require a specific air opening.



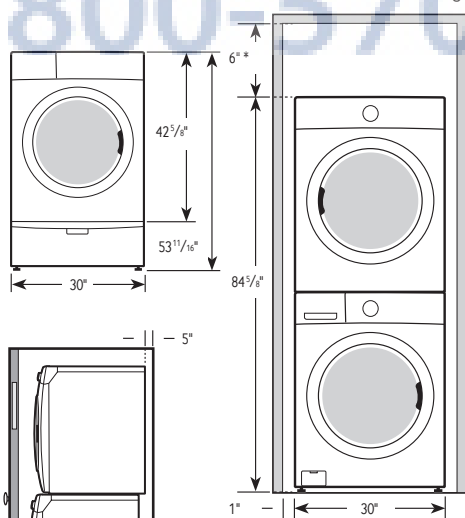
Dimensions

2. With optional pedestal base or stacking kit

Required Dimensions for Installation with Pedestal



Required Dimensions for
Installation with Stacking Kit



*Required spacing.
**External exhaust elbow
requires additional space.

9.5 cu. ft. Capacity DOE

4-Way Venting

15 Preset Dry Cycles:

Steam Refresh, Steam Wrinkle Away, Eco Normal,
Normal, Heavy Duty, Towels, Permanent Press,
Active Wear, Bedding, Delicates, Wool, Sanitize,
Time Dry, Air Fluff, Quick Dry

11 Options:

Mixed Load Bell, Wrinkle Prevent, Anti-Static,
My Cycle, Rack Dry, Adjust Time, Eco Dry, Sound,
Child Lock, Smart Care, Drum Light

5 Temperature Settings:

High, Medium, Medium Low, Low, Extra Low

5 Dry Levels:

Very Dry, More Dry, Normal Dry, Less Dry, Damp Dry

2 Signal Level Settings:

On/Off

Warranty

One (1) Year Parts and Labor
Two (2) Years Control Board
Three (3) Years Stainless Steel Drum
Ten (10) Years Direct Drive Motor

Product Dimensions & Weight (WxHxD)

Dimensions: 30" x 42⁵/₈" x 32"

Weight: 159 lbs

Shipping Dimensions & Weight (WxHxD)

Dimensions: 31⁷/₈" x 46¹/₄" x 33⁵/₈"

Weight: 170 lbs

Electric

	Model #	UPC Code
Onyx	DV56H9100EG	887276857886
White	DV56H9100EW	887276857909

Gas

	Model #	UPC Code
Onyx	DV56H9100GG	887276857916
White	DV56H9100GW	887276857923

Matching Washer

	Model #	UPC Code
Onyx	WF56H9100AG	887276963105
White	WF56H9100AW	887276963112

SAMSUNG

Actual color may vary. Design, specifications, and color availability are subject to change without notice. Non-metric weights and measurements are approximate.

The Emerging Technology award recognizes innovative products that have the potential to significantly reduce greenhouse gas emissions.

©2014 Samsung Electronics America, Inc. 85 Challenger Road, Ridgefield Park, NJ 07660. Tel: 800-SAMSUNG. samsung.com. Samsung is a registered trademark of Samsung Electronics Co. Ltd.