



DV501AEW

7.5 cu. ft. Capacity Electric Steam Dryer

Features

- Steam Drying Technology:
 - Steam Refresh: Freshens up clothes and removes odors
 - Steam Wrinkle Away: Relaxes wrinkles to reduce ironing
- Eco Normal Dry Cycle
- Stainless Steel Drum
- 7.5 cu. ft. Capacity
- 13 Preset Drying Cycles
- 6 Options
- 5 Temperature Settings
- 4 Way Venting

Convenience

- Sensor Dry – Detects Moisture and Adjusts Drying Time
- Drying Rack
- Dryer Drum Light
- Reversible See-through Door
- Child Lock
- My Cycle Option
- Delay Start – Up to 24 Hours
- Lint Filter Indicator
- Remaining Time Display
- Adjustable End-of-Cycle Signal (On / Off)
- Optional Pedestals or Stacking Kit Available



Ranked **“Highest in Customer Satisfaction with Clothes Dryers”** by J.D. Power and Associates.*



(Shown with optional pedestal)



13 Cycles



6 Options

Signature Features

Available Colors



Neat White

Note: All models with Bright Chrome Trim

Eco Normal Dry Efficient, smart control technology

This cycle reduces energy usage by 10% to 15% compared to Normal Dry depending on load. It adjusts cycle time and temperature for better efficiency. Dual Heater System uses two separate heaters instead of only one.

Steam Drying Technology Refresh and Wrinkle Away

These cycles infuse clothes with steam to reduce wrinkles, remove odors, and refresh clothing.

Drying Rack

Provides tumble-free drying to minimize noise and damage for special care items such as sneakers, sweaters, or stuffed animals.

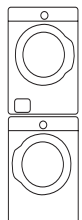
* Samsung received the highest numerical score for clothes washers (2009-2010) and dryers (2008-2010) in the proprietary J.D. Power and Associates Laundry Appliance StudiesSM. 2010 study based on 10,344 total responses measuring 17 brands and measures opinions of consumers who purchased their washer or dryer from a retail store or their new-home builder during the previous 24 months. Proprietary study results are based on experiences and perceptions of consumers surveyed in March-April 2010. Your experiences may vary. Visit jdpower.com.



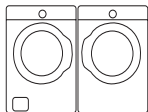
DV501AEW

7.5 cu. ft. Capacity Electric Steam Dryer

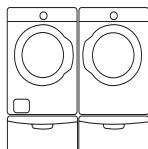
Installation Options:



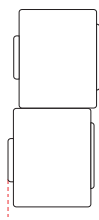
Stacked



Side by Side



On Pedestals



Stacked Depth (38 5/8")

Installing your dryer

1. Alcove or closet installation

Minimum clearances for closets and alcove:

- Sides - 1 in. (2.5 cm)
- Top - 17 in. (43.2 cm)
- Rear - 4 in. (10.2 cm)
- Closet Front - 2 in. (5.1 cm)

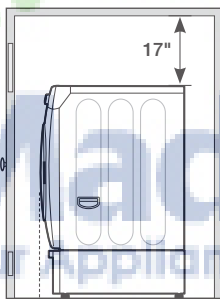
If the washer and dryer are installed together, the closet front must have at least a 72 in² (465cm²) unobstructed air opening. Your washer alone does not require a specific air opening.

Recessed Area



1" 27" 1"

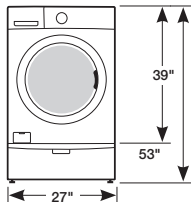
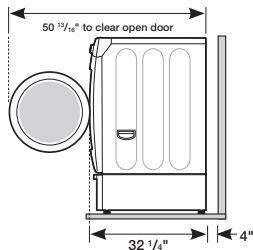
Side View Confined



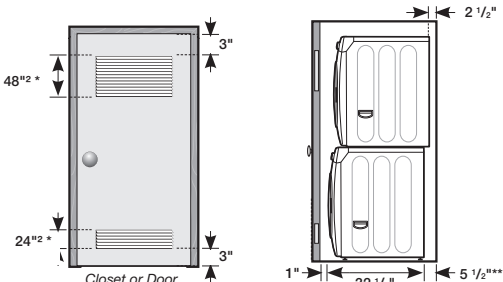
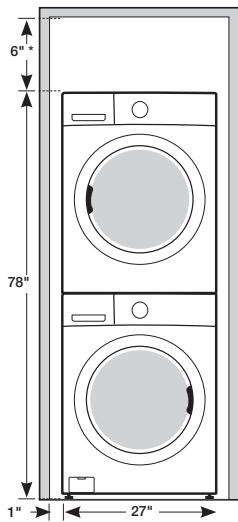
2" 32 1/4" 4" 17"

2. With optional pedestal base or stacking kit

Required Dimensions for Installation With Pedestal



Required Dimensions for Installation With Stacking Kit



* Required spacing

** External exhaust elbow requires additional space.

Fabric Care

13 Preset Dry Cycles

Steam Refresh, Steam Wrinkle Away, Eco Normal, Normal, Heavy Duty, Permanent Press, Bedding, Delicates, Wool, Sanitize, Time Dry, Air Fluff, Quick Dry

6 Options

Mixed Load Bell, Wrinkle Prevent, Delay Start-Up to 24 Hours, My Cycle, Rack Dry, Adjust Time

5 Temperature Settings

High, Medium, Medium Low, Low, Extra Low

5 Dry Levels

Very Dry, More Dry, Normal Dry, Less Dry, Damp Dry

2 Signal Sound Levels

On, Off

Accessories:

- Stacking Kit: SK-5A
- Vent Kit: DV-1A
- Pedestal: WE357A0W

Warranty

- One (1) Year All Parts and Labor
- Two (2) Years Control Board

Product Dimensions + Weight

Dimensions: (WxHxD) 27" x 39" x 32 1/4"
Weight: 125.6 lbs / 57 kg

Shipping Dimensions + Weight

Dimensions: (WxHxD) 30" x 43 3/4" x 33 5/8"
Weight: 143.2 lbs / 65 kg

Color	Model #	UPC Code
Neat White	DV501AEW	036725570221

Matching Washer	Model #	UPC Code
Neat White	WF501ANW	036725570214



DV501AGW

7.5 cu. ft. Capacity Gas Steam Dryer

Features

- Steam Drying Technology:
 - Steam Refresh: Freshens up clothes and removes odors
 - Steam Wrinkle Away: Relaxes wrinkles to reduce ironing
- Eco Normal Dry Cycle
- Stainless Steel Drum
- 7.5 cu. ft. Capacity
- 13 Preset Drying Cycles
- 6 Options
- 5 Temperature Settings
- 3 Way Venting

Convenience

- Sensor Dry – Detects Moisture and Adjusts Drying Time
- Drying Rack
- Dryer Drum Light
- Reversible See-through Door
- Child Lock
- My Cycle Option
- Delay Start – Up to 24 Hours
- Lint Filter Indicator
- Remaining Time Display
- Adjustable End-of-Cycle Signal (On / Off)
- Optional Pedestals or Stacking Kit Available



(Shown with optional pedestal)



13 Cycles



6 Options

AjMadison.com
Your Appliance Authority
800-570-3355



Ranked **“Highest in Customer Satisfaction with Clothes Dryers”** by J.D. Power and Associates.*

Signature Features

Available Colors



Neat White

Note: All models with Bright Chrome Trim

Eco Normal Dry Efficient, smart control technology

This cycle reduces energy usage by 10% to 15% compared to Normal Dry depending on load. It adjusts cycle time and temperature for better efficiency. Dual Heater System uses two separate heaters instead of only one.

Steam Drying Technology Refresh and Wrinkle Away

These cycles infuse clothes with steam to reduce wrinkles, remove odors, and refresh clothing.

Drying Rack

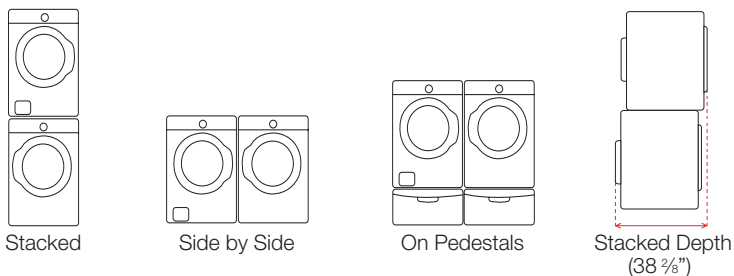
Provides tumble-free drying to minimize noise and damage for special care items such as sneakers, sweaters, or stuffed animals.

* Samsung received the highest numerical score for clothes washers (2009-2010) and dryers (2008-2010) in the proprietary J.D. Power and Associates Laundry Appliance StudiesSM. 2010 study based on 10,344 total responses measuring 17 brands and measures opinions of consumers who purchased their washer or dryer from a retail store or their new-home builder during the previous 24 months. Proprietary study results are based on experiences and perceptions of consumers surveyed in March-April 2010. Your experiences may vary. Visit jdpower.com.

DV501AGW

7.5 cu. ft. Capacity Gas Steam Dryer

Installation Options:



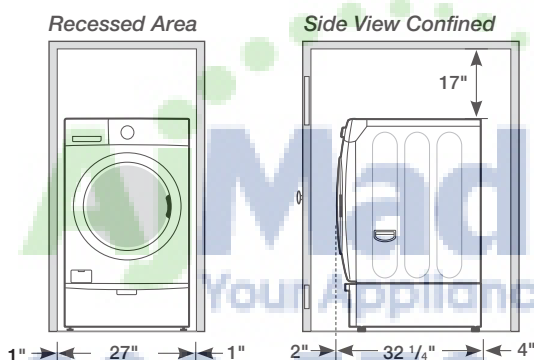
Installing your dryer

1. Alcove or closet installation

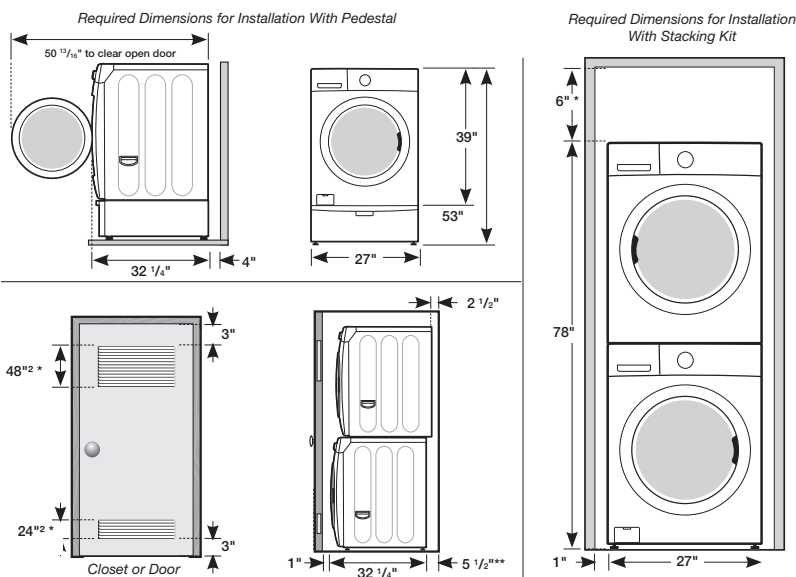
Minimum clearances for closets and alcove:

- Sides - 1 In. (2.5 cm)
- Top - 17 In. (43.2 cm)
- Rear - 4 In. (10.2 cm)
- Closet Front - 2 In. (5.1 cm)

If the washer and dryer are installed together, the closet front must have at least a 72 in² (465cm²) unobstructed air opening. Your washer alone does not require a specific air opening.



2. With optional pedestal base or stacking kit



* Required spacing ** External exhaust elbow requires additional space.

Fabric Care

13 Preset Dry Cycles

Steam Refresh, Steam Wrinkle Away, Eco Normal, Normal, Heavy Duty, Permanent Press, Bedding, Delicates, Wool, Sanitize, Time Dry, Air Fluff, Quick Dry

6 Options

Mixed Load Bell, Wrinkle Prevent, Delay Start-Up to 24 Hours, My Cycle, Rack Dry, Adjust Time

5 Temperature Settings

High, Medium, Medium Low, Low, Extra Low

5 Dry Levels

Very Dry, More Dry, Normal Dry, Less Dry, Damp Dry

2 Signal Sound Levels

On, Off

Accessories:

- Stacking Kit: SK-5A
- Vent Kit: DV-1A
- LP Kit: LP KIT-3
- Pedestal: WE357A0W

Warranty

- One (1) Year All Parts and Labor
- Two (2) Years Control Board

Product Dimensions + Weight

Dimensions: (WxHxD) 27" x 39" x 32 1/4"
Weight: 125.6 lbs / 57 kg

Shipping Dimensions + Weight

Dimensions: (WxHxD) 30" x 43 3/4" x 33 5/8"
Weight: 143.2 lbs / 65 kg

Color	Model #	UPC Code
Neat White	DV501AGW	036725570238
Matching Washer		
Neat White	WF501ANW	036725570214