

DV48H7400EW

Samsung Top-Load Electric Dryer

7.4 cu. ft. Capacity DOE

Features

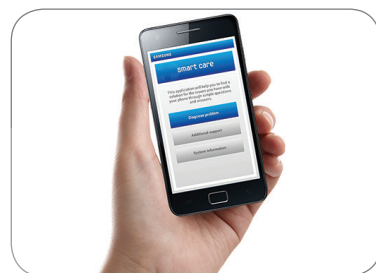
- Steam Drying Technology:
 - Steam Refresh
 - Steam Wrinkle Away
- Smart Care
- Interior Drum Light
- 11 Preset Drying Cycles
- 7 Options
- 4 Temperature Settings
- 4-Way Venting
- Sensor Dry – Detects Moisture and Adjusts Drying Time
- Reversible See-Through Door

Convenience

- Child Lock
- Filter Check Indicator



Steam Dry



Smart Care

Available Color



White

Signature Features

STEAM DRY

- Steam away wrinkles.
- Helps remove odors and freshen clothes.
- Spend less time ironing.
- Fewer trips to the dry cleaner.

SMART CARE

- Troubleshoot with your smartphone.
- Perform a quick diagnosis of your washer and dryer right from your smartphone.*

*Available for iPhone 4/4S/5/5S and Galaxy S1/S2/S3/S4 NOTE/NOTE2.

SENSOR DRY

- Automatically adjusts drying time by sensing moisture so your clothes don't over or under dry.



SAMSUNG

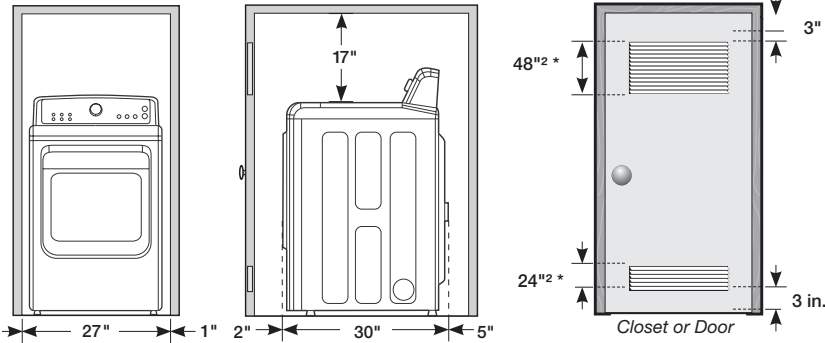
DV48H7400EW

Samsung Top-Load Electric Dryer

Installing Your Dryer

Recessed Area

Side View Confined



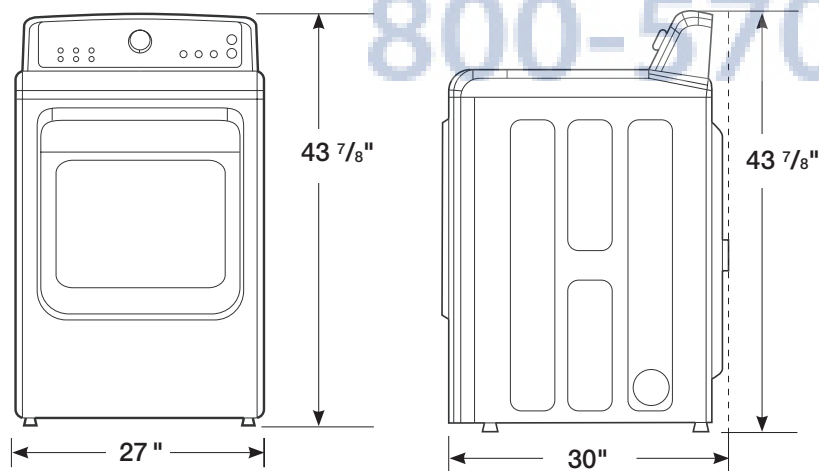
Minimum clearances for closets and alcove:

Sides - 1"
Top - 17"
Rear - 5"
Closet Front - 2"

If the washer and dryer are installed together, the closet front must have at least a 72 in² (465cm²) unobstructed air opening. Your washer alone does not require a specific air opening.

* Required spacing
** External exhaust elbow requires additional space.

Dimensions



7.4 cu. ft. Capacity DOE

4-Way Venting

11 Preset Dry Cycles:

Steam Refresh, Steam Wrinkle Away, Normal, Heavy Duty, Towels, Permanent Press, Bedding, Delicates, Sanitize, Time Dry, Quick Dry

7 Options:

Mixed Load Bell, Wrinkle Prevent, Adjust Time, Child Lock, Sound On/Off, Smart Care, Drum Light

4 Temperature Settings:

High, Medium, Low, Extra Low

4 Dry Levels:

Very Dry, More Dry, Normal Dry, Damp Dry

2 Signal Level Settings:

On/Off

Warranty

One (1) Year All Parts and Labor
Two (2) Years Control Board

Product Dimensions & Weight (WxHxD)

Dimensions: 27" x 43 7/8" x 30"
Weight: 126 lbs

Shipping Dimensions & Weight (WxHxD)

Dimensions: 29 1/2" x 46 1/2" x 31 1/8"
Weight: 134 lbs

Electric
White

Model #
DV48H7400EW

UPC Code
887276857862

Gas
White

Model #
DV48H7400GW

UPC Code
887276857879

Matching Washer

White

WA48H7400AW 887276857961

SAMSUNG

Actual color may vary. Design, specifications, and color availability are subject to change without notice. Non-metric weights and measurements are approximate.

©2014 Samsung Electronics America, Inc. 85 Challenger Road, Ridgefield Park, NJ 07660. Tel: 800-SAMSUNG. samsung.com.
Samsung is a registered trademark of Samsung Electronics Co. Ltd.