

DV42H5400GF

Samsung Front-Load Gas Dryer

7.5 cu. ft. Capacity DOE

Features

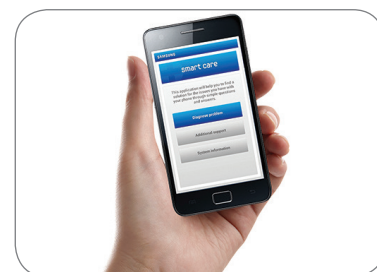
- Steam Drying Technology:
 - Steam Refresh
 - Steam Wrinkle Away
- Smart Care
- 13 Preset Drying Cycles
- 11 Options
- 5 Temperature Settings
- 3-Way Venting
- Sensor Dry – Detects Moisture and Adjusts Drying Time
- Drying Rack
- Dryer Drum Light
- Reversible See-Through Door

Convenience

- Child Lock
- My Cycle Option
- Lint Filter Indicator



Steam Dry



Smart Care

Available Colors:



Merlot



White

Signature Features

STEAM DRY

- Steam away wrinkles.
- Helps remove odors and freshen clothes.
- Spend less time ironing.
- Fewer trips to the dry cleaner.

SMART CARE

- Troubleshoot with your smartphone.
- Perform a quick diagnosis of your washer and dryer right from your smartphone.*

*Available for iPhone 4/4S/5/5S and Galaxy S1/S2/S3/S4 NOTE/NOTE2.

SENSOR DRY

- Automatically adjusts drying time by sensing moisture so your clothes don't over or under dry.



Ranked **"Highest in Customer Satisfaction with Clothes Dryers"**
by J.D. Power and Associates.

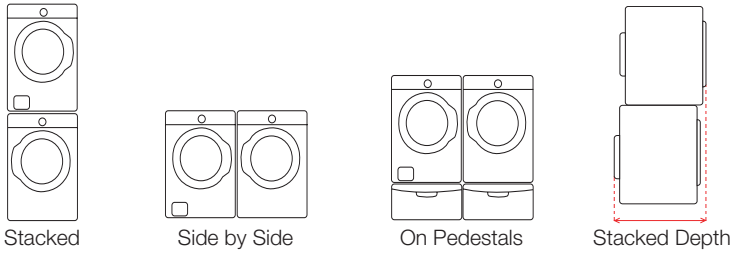
(5 Consecutive Years)

SAMSUNG

DV42H5400GF

Samsung Front-Load Gas Dryer

Installing Options



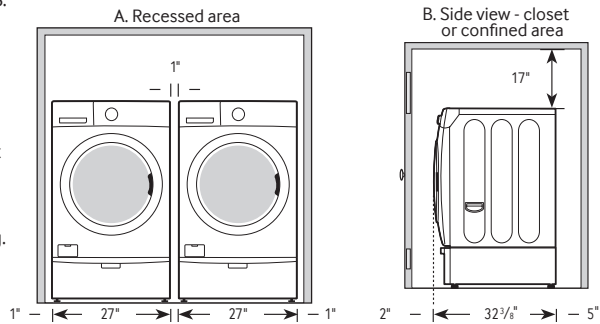
Installing Your Dryer

1. Alcove or closet installation

MINIMUM CLEARANCES FOR CLOSET AND ALCOVE INSTALLATIONS:

Sides – 1"
Rear – 5⁷/₈"
Top – 17"
Closet Front – 2"

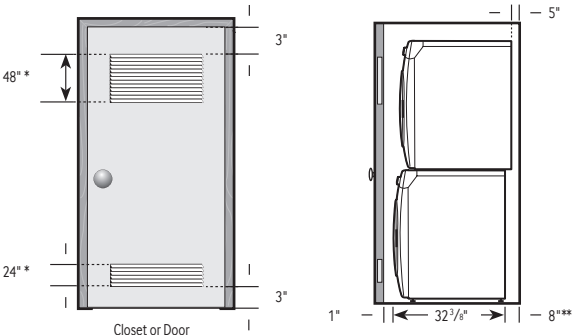
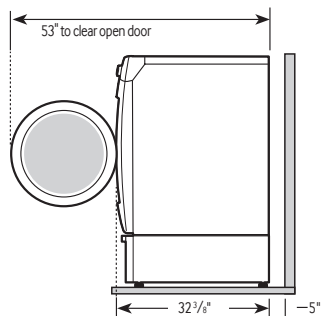
If the washer and dryer are installed together, the closet front must have at least a 72" unobstructed air opening. Your washer alone does not require a specific air opening.



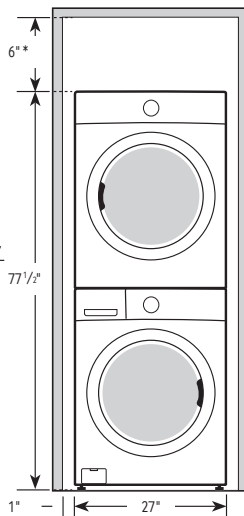
Dimensions

2. With optional pedestal base or stacking kit

Required Dimensions for Installation with Pedestal



Required Dimensions for Installation with Stacking Kit



*Required spacing.
**External exhaust elbow requires additional space.

7.5 cu. ft. Capacity DOE

3-Way Venting

13 Preset Dry Cycles:

Steam Refresh, Steam Wrinkle Away, Normal, Heavy Duty, Permanent Press, Active Wear, Bedding, Delicates, Wool, Sanitize, Time Dry, Air Fluff, Quick Dry

11 Options:

Mixed Load Bell, Wrinkle Prevent, Anti Static, Small Load Care, My Cycle, Rack Dry, Adjust Time, Sound, Child Lock, Smart Care, Drum Light

5 Temperature Settings:

High, Medium, Medium Low, Low, Extra Low

5 Dry Levels:

Very Dry, More Dry, Normal Dry, Less Dry, Damp Dry

2 Signal Level Settings:

On/Off

Warranty

One (1) Year Parts and Labor

Two (2) Years Control Board

Three (3) Years Stainless Steel Drum

Ten (10) Years Direct Drive Motor

Product Dimensions & Weight (WxHxD)

Dimensions: 27" x 38¹¹/₁₆" x 32³/₈"

Weight: 126 lbs

Shipping Dimensions & Weight (WxHxD)

Dimensions: 29¹/₄" x 42¹/₄" x 33¹/₂"

Weight: 134 lbs

Gas	Model #	UPC Code
Merlot	DV42H5400GF	887276963280
White	DV42H5400GW	887276963297

Electric	Model #	UPC Code
Merlot	DV42H5400EF	887276963266
White	DV42H5400EW	887276963273

Matching Washer

Merlot	WF42H5400AF	887276963044
White	WF42H5400AW	887276963099

SAMSUNG

Actual color may vary. Design, specifications, and color availability are subject to change without notice. Non-metric weights and measurements are approximate.

Samsung received the highest numerical score for clothes washers (2009-2012) and dryers (2008-2012) in the proprietary J.D. Power and Associates Laundry Appliance Studies. SM 2012 study based on 9,339 total responses measuring 12 brands, and measures opinions of consumers about their washer and dryer obtained new in the past 24 months. Proprietary study results are based on experiences and perceptions of consumers surveyed in January-February 2012. Your experiences may vary. Visit jdpower.com.

©2014 Samsung Electronics America, Inc. 85 Challenger Road, Ridgefield Park, NJ 07660. Tel: 800-SAMSUNG. samsung.com. Samsung is a registered trademark of Samsung Electronics Co. Ltd.