



# Asko Design Guide



Inspired by Scandinavia

REVISED 5/2015



## Contents

3 Asko Dishwashers

4 Specifications

8 Custom Panels

11 Asko Washers and Dryers

12 Specifications

19 Warranty

Features and specifications are subject to change at any time without notice. Visit [askona.com/specs](http://askona.com/specs) for the most up-to-date information.

**IMPORTANT NOTE:** Throughout this guide, dimensions may vary by  $\pm 1/8"$  (3). Dimensions in parentheses are millimeters unless otherwise specified.

## Asko Dishwashers

At Asko, we design and manufacture premium quality dishwashers with a special Scandinavian touch for design and function. Our products meet the highest demands in performance and durability, as well as environmental awareness.


- Stainless models feature TouchProof™ stainless steel.
- Tubular and pro handles match Sub-Zero and Wolf products.
- Panel ready models accept custom panel and handle.
- Stainless steel wrapped outdoor model is UL approved for outdoor use.
- Large interior capacity makes room for larger dinnerware.
- Multi-spray wash system; separate spray nozzles cleans pot & pans and continuously sprays cutlery basket.
- XL models are ADA height compliant.
- Energy saving features give all models Energy Star® qualified rating.

MODEL REFERENCE	
<b>INTEGRATED HANDLE (CURRENT)</b>	
D5424XLW, D5424XLB	<b>NEW</b> NA
D5424XLS	D5426XLS
D5434XLW, D5434XLB	NA
D5434XLS	D5436XLS
D5459XLSSOF, D5434XXLS	NA
D5628XXLS	D5636XXLSHI
<b>TUBULAR AND PRO HANDLE (CURRENT)</b>	
D5634XLHS/TH	<b>NEW**</b> D5636XLHS/TH
D5634XLHS/PH	D5636XLHS/PH
D5634XXLHS/TH	D5636XXLHS/TH
D5634XXLHS/PH	D5636XXLHS/PH
D5654XXLHS/TH	D5656XXLHS/TH
D5654XXLHS/PH	D5656XXLHS/PH
<b>PANEL READY (CURRENT)</b>	
D5534XLFI	<b>NEW*</b> D5536XLFI
D5549XLFISOF	NA
NA	D5536XXLFISOF
NA	D5526XLFI
D5524XXLFI	D5526XXLFI
D5534XXLFI	D5536XXLFI
D5554XXLFI	D5556XXLFI
<b>OUTDOOR (CURRENT)</b>	
D5954OUTDOORPH	<b>NEW**</b> D5956OUTDOORPH


\*Available 3rd quarter, 2015. \*\*Available 4th quarter, 2015.

### DISHWASHER MODELS


#### INTEGRATED HANDLE



D5426XLS



D5436XLS

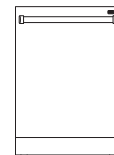


D5636XXLSHI

#### TUBULAR AND PRO HANDLE



D5636XLHS/TH  
D5636XXLHS/TH  
D5656XXLHS/TH




D5636XLHS/PH  
D5636XXLHS/PH  
D5656XXLHS/PH

#### PANEL READY



D5526XLFI  
D5526XXLFI

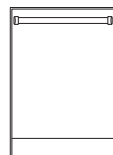


D5536XLFI  
D5536XXLFI  
D5536XXLFISOF



D5556XXLFI

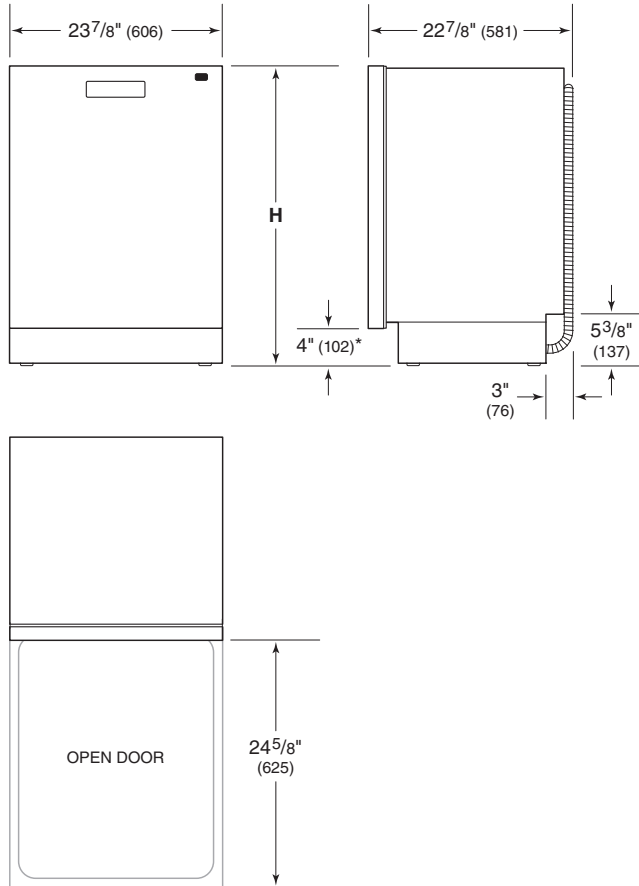
#### OUTDOOR



D5956OUTDOORPH

Overall Dimensions

INTEGRATED HANDLE

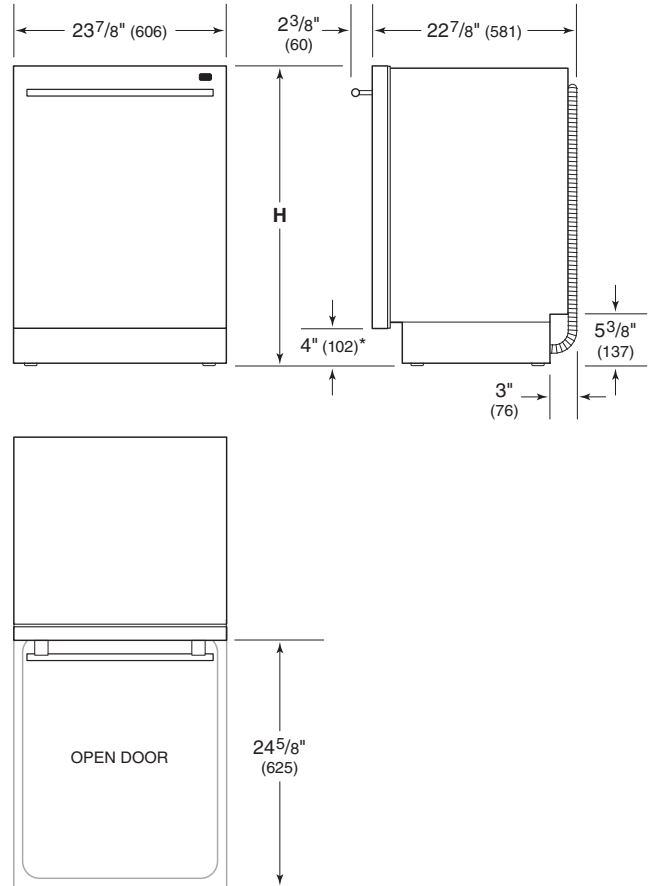


\*Dimension will vary with product height.

HEIGHT		
<b>INTEGRATED HANDLE</b>		<b>H</b>
XL Model	32 <sup>3</sup> / <sub>4</sub> " (832)* – 34 <sup>3</sup> / <sub>4</sub> " (883)	
XXL Model	34" (864) – 35 <sup>3</sup> / <sub>4</sub> " (908)	

\*Can be reduced to 32<sup>1</sup>/<sub>4</sub>" (819) by removing top trim and lowering side trim.

TUBULAR AND PRO HANDLE



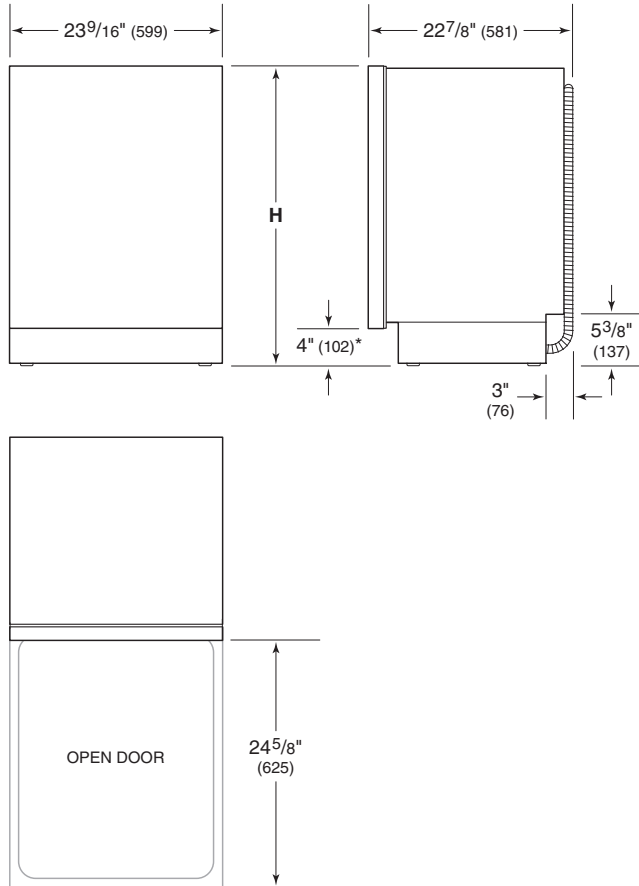
\*Dimension will vary with product height.

HEIGHT		
<b>TUBULAR AND PRO HANDLE</b>		<b>H</b>
XL Model	32 <sup>3</sup> / <sub>4</sub> " (832)* – 34 <sup>3</sup> / <sub>4</sub> " (883)	
XXL Model	34" (864) – 35 <sup>3</sup> / <sub>4</sub> " (908)	

\*Can be reduced to 32<sup>1</sup>/<sub>4</sub>" (819) by removing top trim and lowering side trim.

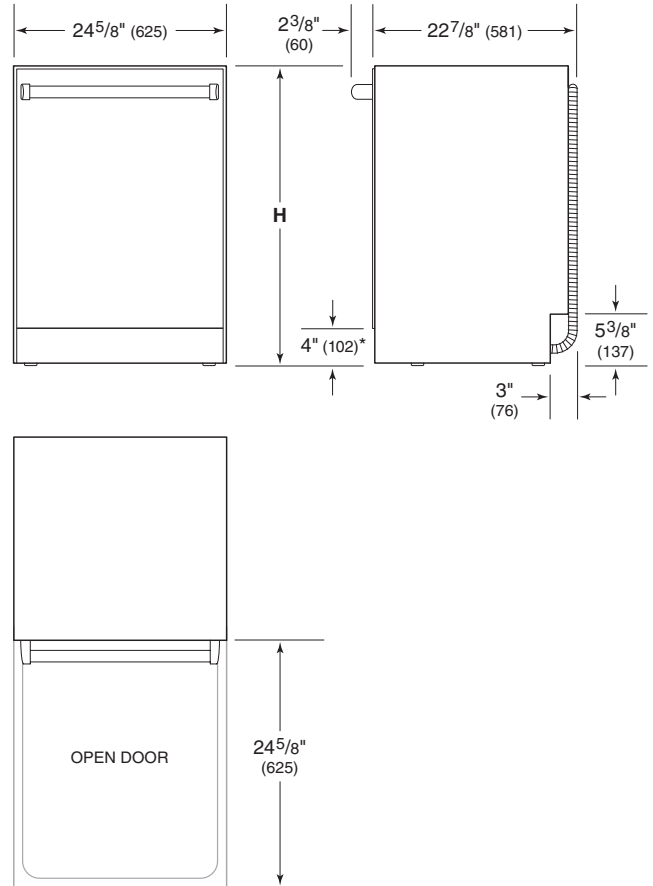
Overall Dimensions

PANEL READY



\*Dimension will vary with product height.

OUTDOOR



\*Dimension will vary with product height.

HEIGHT		
<b>PANEL READY</b>		<b>H</b>
XL Model	32 3/4" (832)* – 34 3/4" (883)	
XXL Model	34" (864) – 35 3/4" (908)	

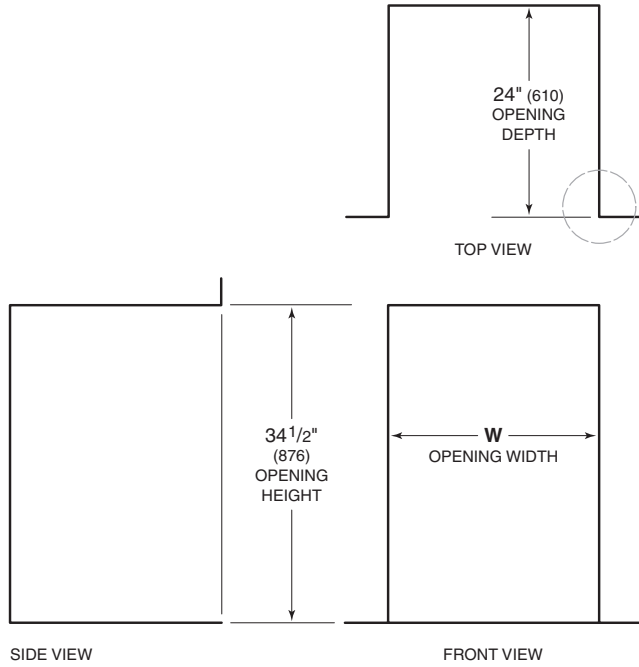
\*Can be reduced to 32 1/4" (819).

HEIGHT		
<b>OUTDOOR</b>		<b>H</b>
Outdoor Model	35" (889) – 35 3/4" (908)	

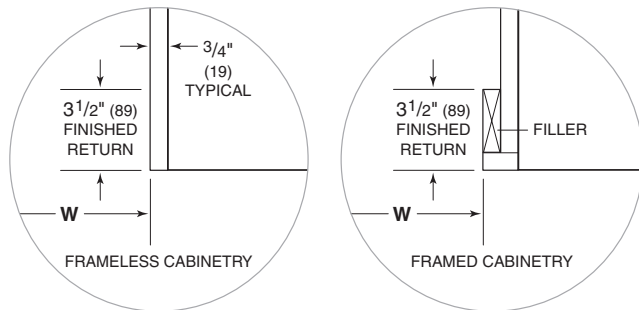
**IMPORTANT NOTE:** Overall dimensions for panel ready models do not include panels or handles. Dimensions will vary with panel thickness.

## Opening Dimensions

### DISHWASHERS



NOTE: 3 1/2" (89) finished returns will be visible and should be finished to match cabinetry.



OPENING WIDTH	
MODEL	W
Integrated Handle	24" (610)
Tubular and Pro Handle	24" (610)
Panel Ready	23 5/8" (600)
Outdoor	24 7/8" (632)

A minimum 3 1/2" (89) finished return is required on all sides of the opening. Framed cabinets will require additional finished filler material behind the face frame for a proper installation. Refer to the illustration.

Integrated handle models and tubular and pro handle models include top and side trim to accommodate slightly larger or smaller openings. If top and side trim are removed, the opening width should be reduced to 23 5/8" (600) to achieve minimum reveals. Panel ready models do not include trim. Dimensions provide minimum reveals.

For ADA installations and height restricted openings, all XL models can be installed in a 32 1/4" (819) opening by removing top trim and lowering side trim.

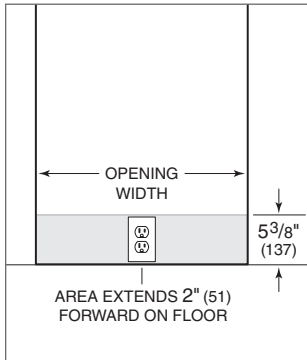
### Electrical

The electrical supply should be located in an adjacent cabinet. If the supply cannot be located in an adjacent cabinet, it must be located within the shaded area shown in the illustration below. A separate circuit, servicing only this appliance is required.

**IMPORTANT NOTE:** For the outdoor model, a ground fault circuit interrupter (GFCI) is required to reduce the risk of electrical shock. A GFCI is not recommended for use with other models and may cause interruption of operation.

Installation must comply with all applicable electrical codes.

ELECTRICAL REQUIREMENTS	
Electrical Supply	115 VAC, 60 Hz
Service	15 amp
Receptacle	3-prong grounding-type



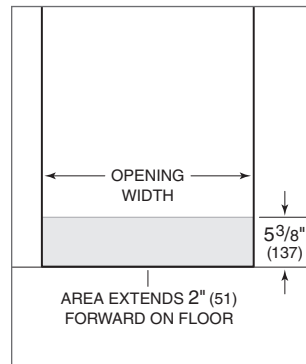
Electrical supply location.

### Plumbing

The plumbing supply and drain should be located in an adjacent cabinet. If they cannot be located in an adjacent cabinet, they must be located within the shaded area shown in the illustration below. The water supply line should be connected to a hot or cold house supply with an easily accessible shut-off valve between the supply and the unit.

Installation must comply with all applicable plumbing codes.

PLUMBING REQUIREMENTS	
Water Supply	1/4" OD copper, braided stainless steel or PEX tubing
Pressure	4.2–140 psi (.3–9.7 bar)



Water supply and drain location.

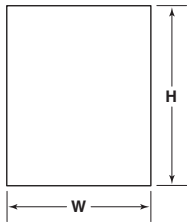
## Custom Panel

### PANEL READY

For panel ready models, a custom door panel and handle must be provided. Typical panel dimensions are based on a 23<sup>5</sup>/<sub>8</sub>" (600) opening width and 34<sup>1</sup>/<sub>2</sub>" (876) finished height, with a minimum 4" (102) toe kick and 1/8" (3) reveals. For all other opening widths, the panel should be 1/4" (6) less than the opening to achieve minimum reveals. Panel dimensions must be adjusted accordingly for all other installations. Refer to the chart and illustration below for panel dimensions and requirements.

Finish all sides of the custom panel. They may be visible when the door is open.

PANEL READY		
PANEL DIMENSIONS	W	H
Custom Panel	23 <sup>3</sup> / <sub>8</sub> " (594)	30 <sup>1</sup> / <sub>8</sub> " (765)
PANEL REQUIREMENTS		
Max Weight (including handle)	20 lb (9 kg)	
Min Thickness	3/4" (19)	



Panel dimensions.





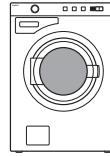


## Asko Washers and Dryers

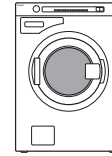
Asko's range of washers and dryers reflect 60 years of Swedish ingenuity and continuous innovation, designed to balance performance and durability with environmental considerations. They provide the best possible washing and drying results, handling your clothes with care. No matter what life throws at you, Asko has the perfect UltraCare system to make short work of your laundry. From the high-efficiency family size to the supersized XL washers and dryers, Asko has the right laundry system for any family, large or small.

- High-efficiency family size and supersized XL washers and dryers with large loading capacity.
- Stacked or side by side installation.
- Washers feature exclusive Activedrum™ technology; tumble action cleaning, uses less water, energy and detergent.
- Spin speed up to 1400 rpm reduces drying time.
- Dryers feature exclusive Butterfly™ drying system; gently tumbles laundry in a figure eight.
- Large-capacity drum with more airflow requires less heat, saves energy and is gentler on clothes.
- Energy saving features give washer models Energy Star® qualified rating.

### WASHER MODELS




W6424W  
W6424T



W8844XLW


### DRYER MODELS




T754W  
T754T



T754CW



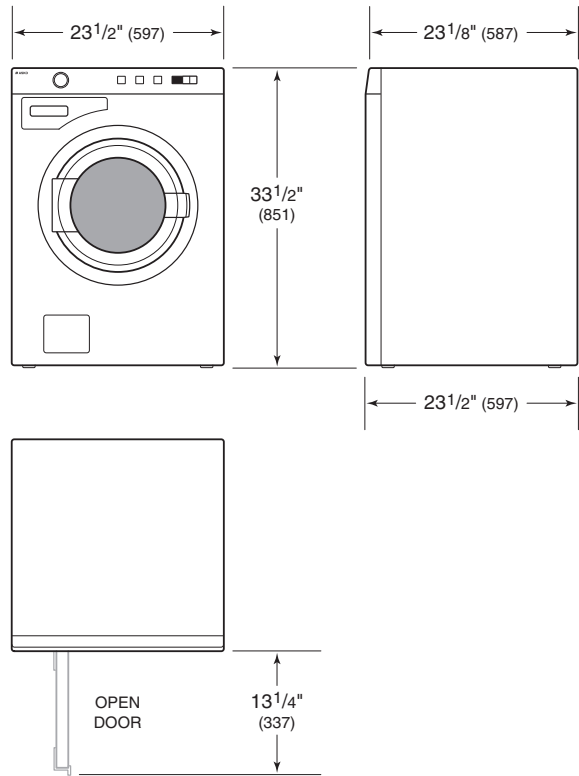
T884XLW



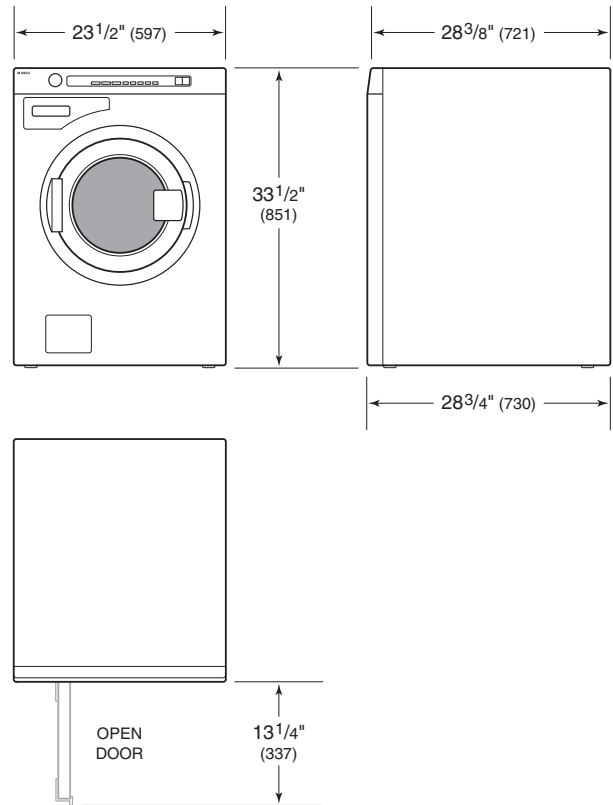
T884XLHPW

## Overall Dimensions

### WASHERS



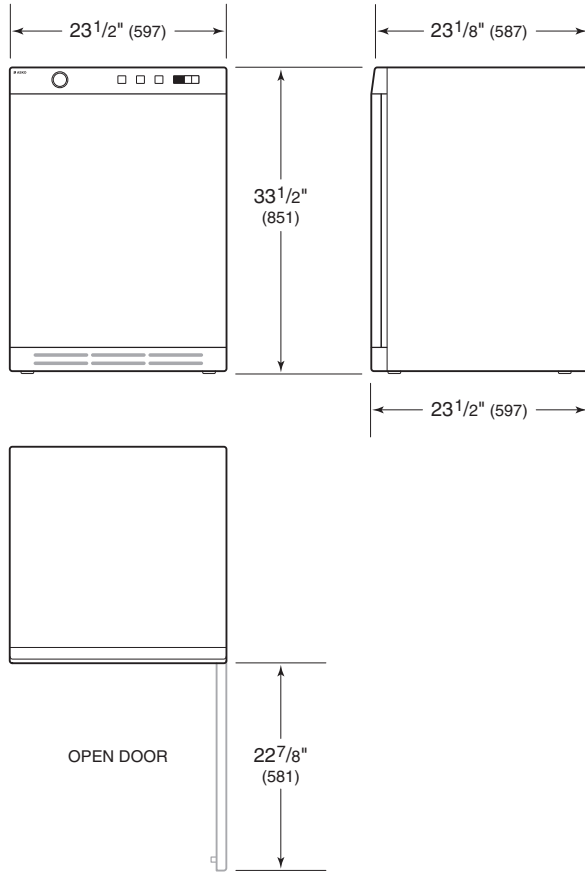
Model W6424.



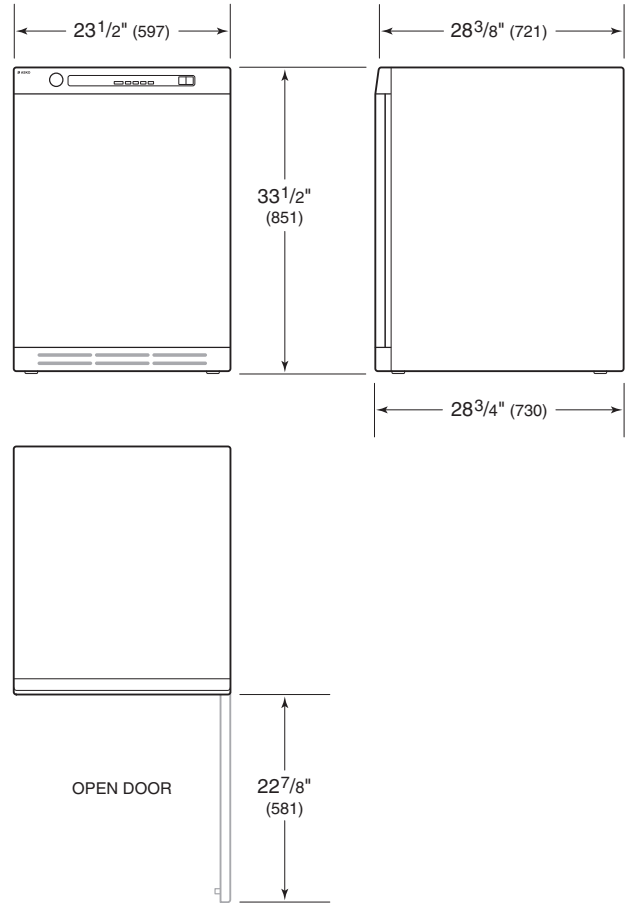
Model W8844XL.

## Overall Dimensions

### DRYERS



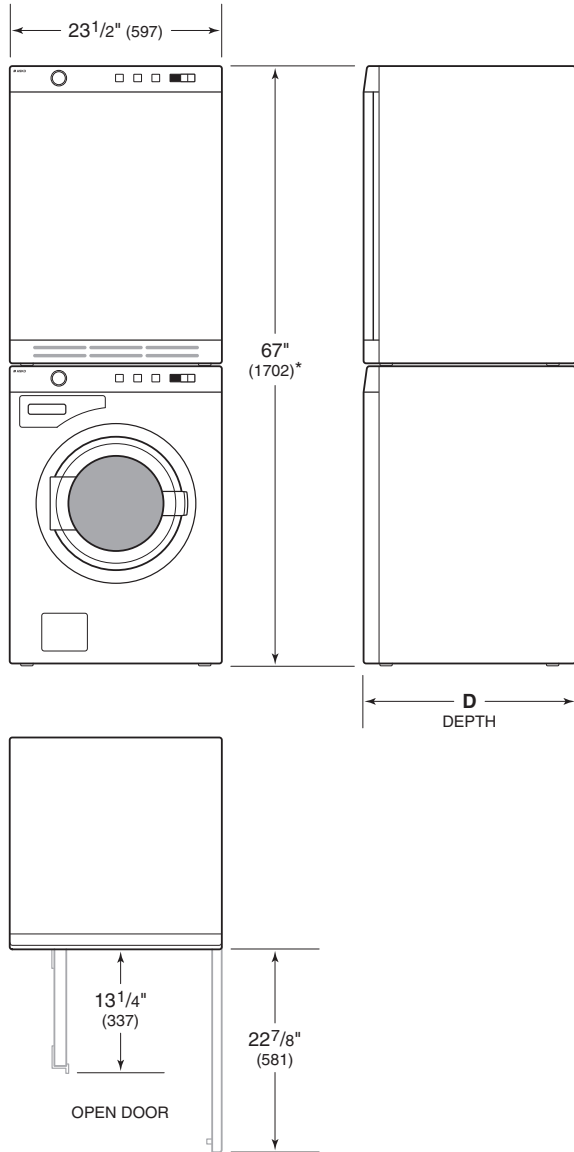
Model T754 and T754C.



Model T884XL and T884XLHP.

## Overall Dimensions

### STACKED

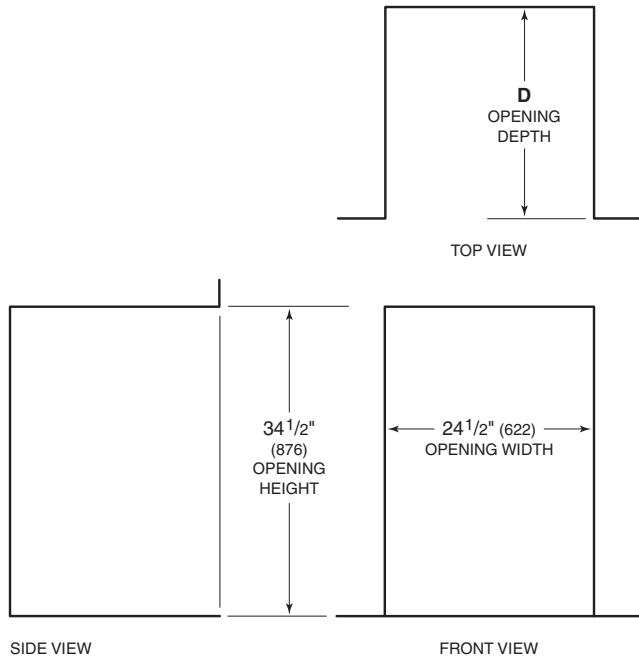


\*73" (1854) if hidden helper accessory is installed.

DEPTH	
<b>STACKED</b>	<b>D</b>
W6424 and T754(C)	23 1/2" (597)
W8844XL and T884XL(HP)	28 3/4" (730)

Built In Opening

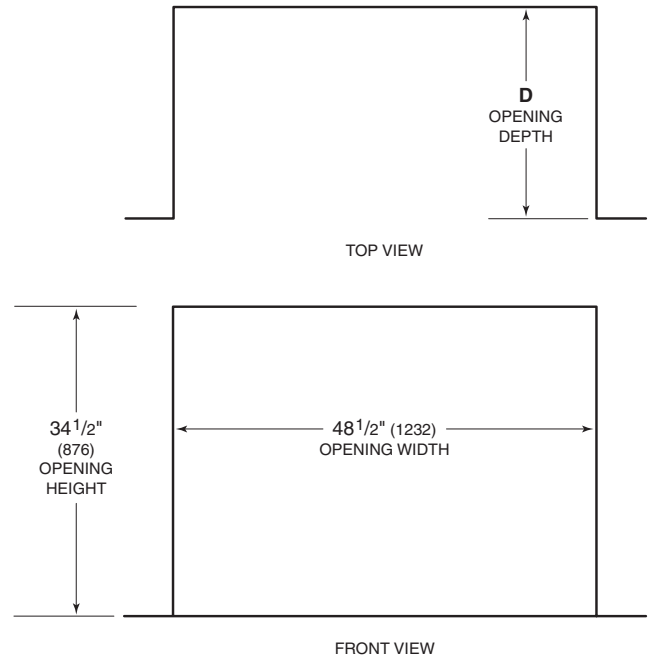
SINGLE INSTALLATION



NOTE: Dimensions provide minimum reveals.

OPENING DEPTH	
<b>WASHER</b>	<b>D</b>
W6424	24 1/2" (622)
W8844XL	29 3/4" (756)
<b>DRYER</b>	<b>D</b>
T754(C)	24 1/2" (622)
T884XL(HP)	29 3/4" (756)

SIDE BY SIDE INSTALLATION

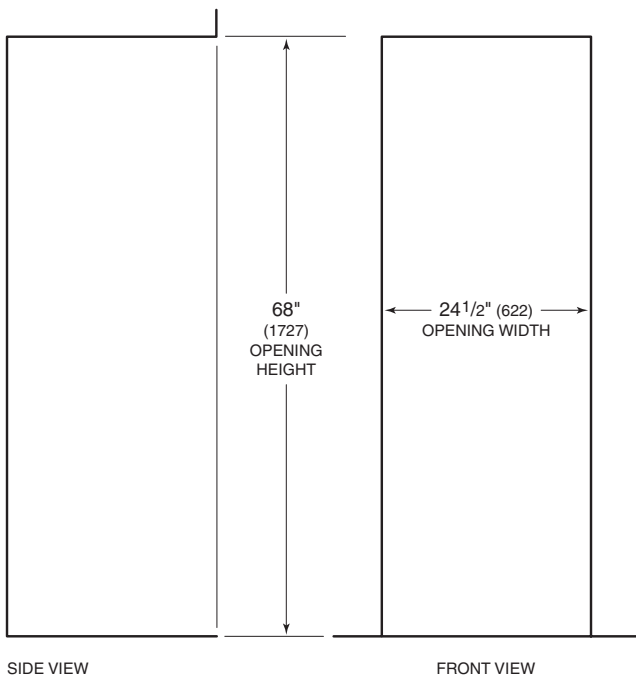
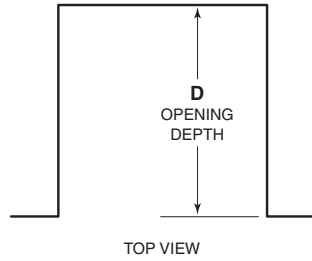


NOTE: Dimensions provide minimum reveals.

OPENING DEPTH	
<b>SIDE BY SIDE</b>	<b>D</b>
W6424 and T754(C)	24 1/2" (622)
W8844XL and T884XL(HP)	29 3/4" (756)

Built In Opening

STACKED INSTALLATION



NOTE: Dimensions provide minimum reveals.

OPENING DEPTH	
<b>STACKED</b>	<b>D</b>
W6424 and T754(C)	24 <sup>1</sup> / <sub>2</sub> " (622)
W8844XL and T884XL(HP)	29 <sup>3</sup> / <sub>4</sub> " (756)



## Electrical

A separate electrical service is not required for the washer. The receptacle for the washer is located on the back of the dryer.

Installation must comply with all applicable electrical codes.

ELECTRICAL REQUIREMENTS	
Electrical Supply	grounded, 240/208 VAC, 60 Hz
Service	30 amp

## Plumbing

Installation must comply with all applicable plumbing codes.

PLUMBING REQUIREMENTS	
Water Supply	1/2" ID min (cold only)
Pressure	15–146 psi (1–10 bar)



# Asko Residential Limited Warranty

## RESIDENTIAL APPLIANCES

ASKO Distribution North America, LLC. ("ASKO") warrants to the original purchaser (the "ASKO Customer") of the ASKO product (the "ASKO Product"), who purchased the ASKO Product from a distributor, dealer, manufacturer's representative or other seller who has been authorized by ASKO, that this ASKO Product is free of defects in materials and/or workmanship, subject to the terms and conditions set forth herein. This Limited Warranty covers parts and labor, except as set forth in this Limited Warranty. Service must be provided by an authorized ASKO service company. YOUR SOLE AND EXCLUSIVE REMEDY UNDER THIS LIMITED WARRANTY SHALL BE PRODUCT REPAIR AS PROVIDED HEREIN. This Limited Warranty is valid only when the ASKO Product is used in the country in which it was purchased. Proof of original purchase date is required to obtain service under this Limited Warranty.

### Residential ASKO Products Used Exclusively for Household/Personal Purposes:

Two (2) Years Limited Warranty—Any warranty service claims for residential ASKO Products must be filed with ASKO within two (2) years from date of purchase. Service will be provided during normal business hours.

### Residential ASKO Products Not Used Exclusively for Household/Personal Purposes or used Commercially or used in Marine, Mobile or Aeronautical Applications:

One (1) Year Limited Warranty—Any warranty service claims for ASKO Products not used exclusively for household and personal use, or used commercially or used in marine, mobile, or aeronautical applications must be filed with ASKO within one (1) year from date of purchase. Service will be provided during normal business hours.

## ITEMS EXCLUDED FROM WARRANTY

This Limited Warranty does not cover:

- 1) Replacement parts or repair labor if the ASKO Product is used in a manner that is inconsistent with published user or operator instructions and/or installation instructions.
- 2) Service calls to correct the installation of the ASKO Product, to instruct you on how to use the ASKO Product, to replace or repair house fuses, or to correct house wiring or plumbing.
- 3) Consumable items and parts, such as filters.
- 4) Damage resulting from accident, alteration, misuse, abuse, negligence, fire, flood, acts of God, improper use, improper installation, installation not in accordance with electrical or plumbing codes, or use of products not approved by ASKO, as well as any attempted repair by other than authorized ASKO service companies.
- 5) Cosmetic damage, including scratches, dents, chips or other damage to the finish of the ASKO Product, unless such damage results from defects in materials or workmanship and is reported to ASKO within 5 days from date of purchase.
- 6) Pickup and delivery. The ASKO Product is intended to be repaired in your home.
- 7) Repairs to parts or systems resulting from unauthorized modifications made to the ASKO Product.
- 8) Expenses for travel and transportation for product service if the ASKO Product is located in a remote area where service by an authorized ASKO service company is not available.
- 9) The removal and reinstallation of the ASKO Product if it is installed in an inaccessible location or is not installed in accordance with ASKO's published installation instructions.
- 10) Replacement parts or repair labor on ASKO Products with original model/serial numbers that have been removed, altered or cannot be easily determined.

## DISCLAIMER

YOUR SOLE AND EXCLUSIVE REMEDY UNDER THIS LIMITED WARRANTY SHALL BE PRODUCT REPAIR AS PROVIDED HEREIN. EXPRESSLY DISCLAIMED ARE ALL OTHER EXPRESS AND IMPLIED WARRANTIES, INCLUDING ANY IMPLIED WARRANTIES OF MERCHANTABILITY AND FITNESS FOR A PARTICULAR PURPOSE. Some jurisdictions do not allow exclusion or limitations regarding warranty rights. This Limited Warranty gives you specific legal rights and you may have other rights that vary from jurisdiction to jurisdiction. Attempted repair by any person other than an authorized ASKO service company will void this Limited Warranty.

## LIMITATION OF LIABILITY

IN NO EVENT SHALL ASKO OR THE MANUFACTURER AND THEIR RESPECTIVE PARENTS, SUBSIDIARIES AND AFFILIATES BE LIABLE FOR CONSEQUENTIAL, INCIDENTAL, EXEMPLARY, PUNITIVE OR SPECIAL DAMAGES. IN NO EVENT SHALL ASKO OR THE MANUFACTURER AND THEIR RESPECTIVE PARENTS, SUBSIDIARIES AND AFFILIATES BE LIABLE FOR DAMAGES OTHER THAN ACTUAL DAMAGES AND IN NO EVENT FOR DAMAGES IN EXCESS OF THE PRICE PAID FOR THE ASKO PRODUCT AS TO WHICH A CLAIM IS MADE. Some jurisdictions do not allow the exclusion or limitation of incidental, consequential or other damages, so these limitations and exclusions may not apply to you. This Limited Warranty gives you specific legal rights. You also may have other rights that vary from jurisdiction to jurisdiction.

## TROUBLESHOOTING AND ASKO CUSTOMER CARE

If you think you need repair service, first see the "Troubleshooting" section of the Use & Care Guide. If you are unable to resolve the problem after checking "Troubleshooting," then additional help can be obtained by calling ASKO Customer Care at 1-800-898-1879. Read the "Troubleshooting" chapter before contacting the Customer Care Center. Make a note of the details on the rating plate positioned on the right inside the dishwasher. Make a note of the (1) service number, (2) item number and (3) serial number.

## SERVICE AFTER EXPIRATION OF LIMITED WARRANTY

For information about obtaining parts and labor after expiration of this Limited Warranty or arising outside the scope of this Limited Warranty, please contact ASKO Customer Care at 1-800-898-1879. After your purchase and prior to first use of the ASKO Product, register your ASKO Product with ASKO by utilizing the address information below. Should you need further assistance as well, contact us at the address information below:

ASKO Distribution North America, LLC Customer Care Center PO Box 44848 MADISON WI 53744 1-800-898-1879 [www.askona.com](http://www.askona.com)



 **ASKO**

Inspired by Scandinavia

ASKO, INC. P.O. BOX 44848 MADISON, WI 53744 [ASKONA.COM](http://ASKONA.COM) 800.222.7820