

ContourLine Warming Drawers

ESW 6580

ESW 6780



Shown: ESW 6780

ContourLine Warming Drawer

ESW 6580 / ESW 6780



ESW 6580

Features:

- Clean Touch Steel™ front with Comfort handle
- Touch controls
- Fan-assisted heating system
- Time control, 4-hour timer
- Temperature settings from 104°F to 185°F
- Keeps food or plates and cups warm
- Non-slip liner
- Cool touch front
- Soft Open
- Auto Close
- Warm dishware for up to 12 people
- Sabbath Program
- Movable half rack insert allows food and dishware to be stored and warmed on two levels

ESW 6780

Features:

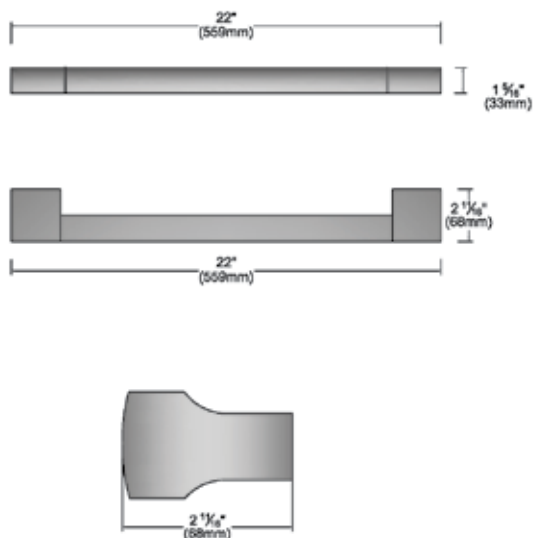
- Touch controls
- Fan-assisted heating system
- Time control, 4-hour timer
- Temperature settings from 104°F to 185°F
- Keeps food or plates and cups warm
- Non-slip liner
- Cool touch front
- Soft Open
- Auto Close
- Warm dishware for up to 12 people
- Sabbath Program
- Movable half rack insert allows food and dishware to be stored and warmed on two levels
- Comfort handle provides smooth, clean lines

ContourLine Warming Drawer ESW 6580 / ESW 6780

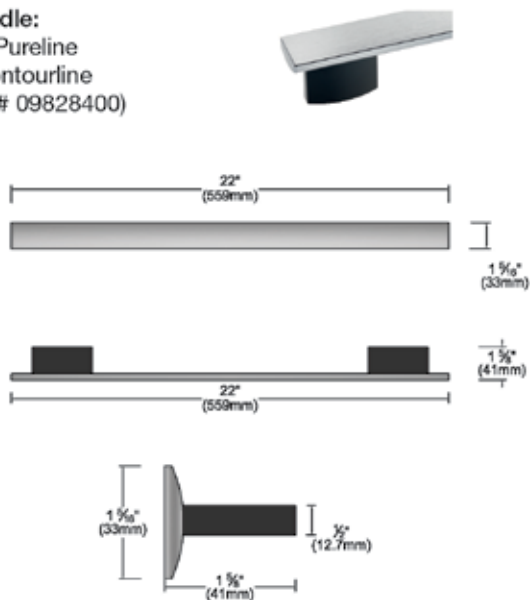


Comfort Handle:
Optional with ContourLine
(DS 6708 Item #09828380)

ComfortSwivel Handle:
Standard with ContourLine
Optional for PureLine
(DS 6718 Item # 09828390)



Silhouette Handle:
Standard with Pureline
Optional for Contourline
(DS 6808 Item # 09828400)



Silhouette Handle (Chrome):
Standard with BrilliantWhite
(DS 6808 Item # 09828410)



Silhouette Handle:
Standard with Truffle Brown
(DS 6808 Item # 09870690)

ContourLine Warming Drawer

ESW 6580 / ESW 6780



SPECIFICATIONS

ESW 6580 - Item # 30658052USA

ESW 6780 - Item # 30678052USA

| | |
|---|---|
| Overall Unit Width - Excluding Fascia Dimension | 25 ¹⁵ / ₁₆ " (659mm) |
| Overall Height - Excluding Fascia Dimension | 10 ⁹ / ₁₆ " (268mm) |
| Overall Depth - Excluding Fascia Dimension | 23 ⁷ / ₈ " (606mm) |
| Overall Fascia Dimensions | 29 ¹³ / ₁₆ " (757mm) W x 10 ¹³ / ₁₆ " (275mm) H x 1" (262mm) D |

Built-In

| | |
|---|--|
| Minimum Cabinet Width | 26 ⁵ / ₁₆ " — 28 ¹ / ₂ " (724mm) |
| Minimum Cabinet Depth | 24" (610mm) |
| Minimum Cabinet Height | 10 ⁵ / ₈ " (270mm) |
| Minimum Base Support | 63 lbs |
| Minimum Shelf Spacing Between Stacked Product | 3/4" (19mm) |

Additional Cut-outs Required

No

Electrical

| | |
|-------------------------|----------------|
| Electrical Requirements | 120V 15A 60 Hz |
|-------------------------|----------------|

| | |
|------------|---|
| Power Cord | Molded NEMA 5-15 plug This appliance is equipped with a 5 ft (1.5 m) long power cord with a three-prong grounding plug ready for connection to a 120V, 15A, 60Hz power supply. |
|------------|---|

| | |
|------------------------|-----|
| Cut Out for Power Cord | Yes |
|------------------------|-----|

| | |
|-------------------|------------------------------|
| Electrical Rating | 120V, 15A 60Hz, .72kW (120V) |
|-------------------|------------------------------|

| | |
|------------|------------|
| Total Amps | 6A on 120V |
|------------|------------|

Shipping

| | |
|---------------------|--|
| Shipping Weight | 70 lbs |
| Shipping Dimensions | 32 ⁷ / ₈ " W x 14 ³ / ₈ " H x 29 ⁷ / ₈ " L |

Support

| | |
|------|--------------|
| Call | 800.843.7231 |
|------|--------------|

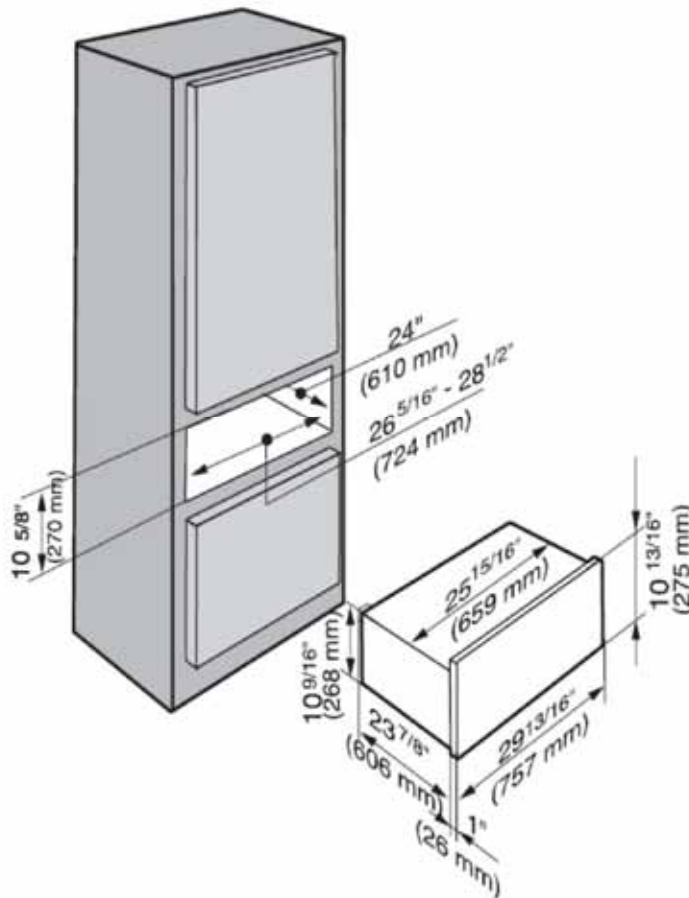
| | |
|-------|----------------------|
| 20/20 | 2020technologies.com |
|-------|----------------------|

ContourLine Warming Drawer ESW 6580 / ESW 6780

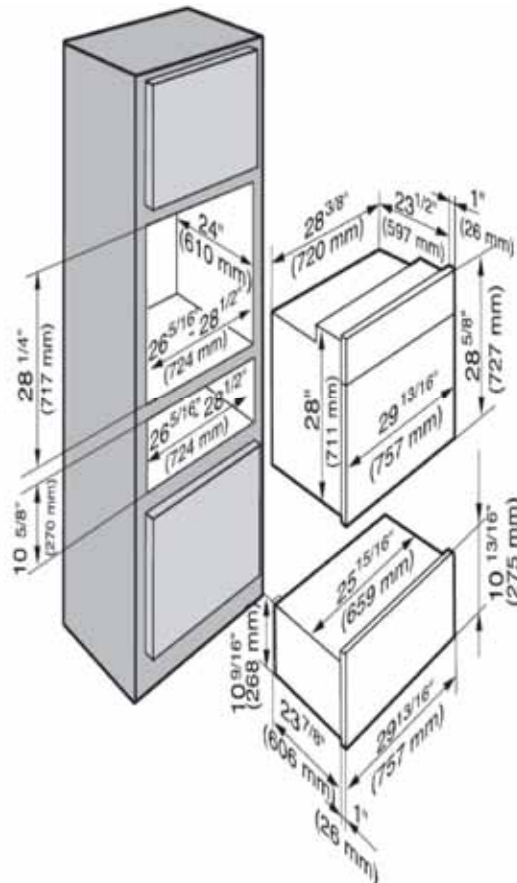


INSTALLATION SPECIFICATIONS

Solo Install

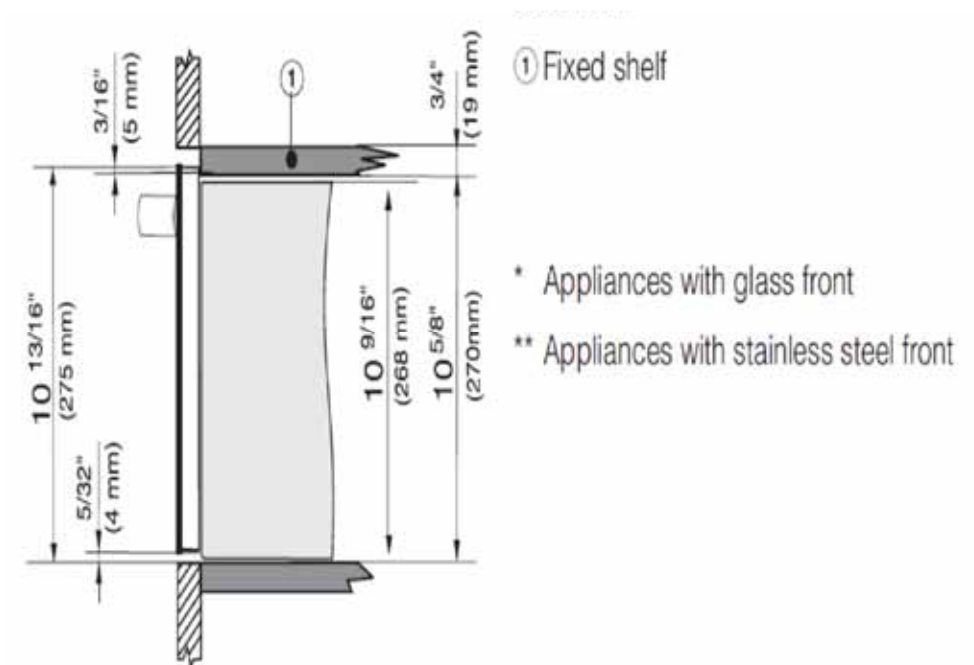


Install with 30" Oven

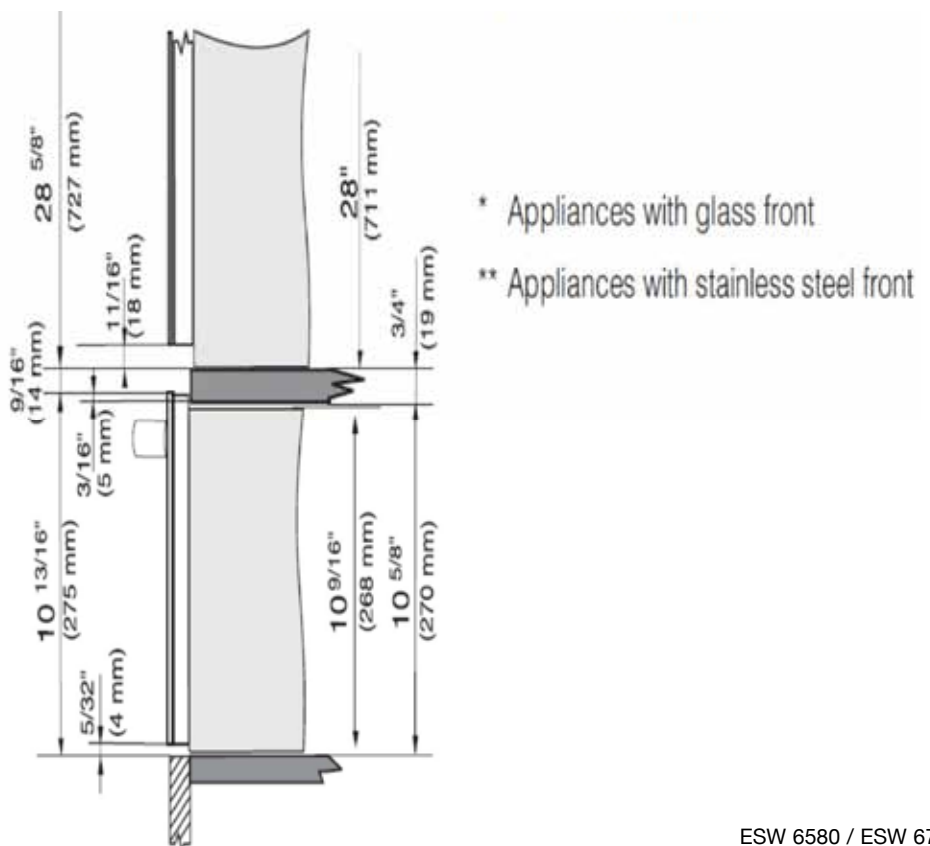


INSTALLATION SPECIFICATIONS

Side View



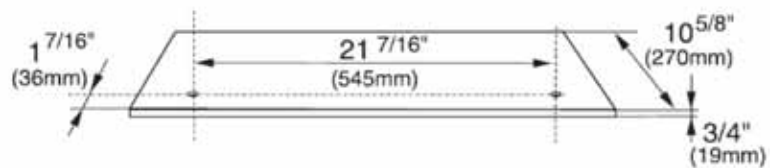
Side View with Oven



INSTALLATION SPECIFICATIONS

FB Panel Information

The front panel must be at least 3/4" (19 mm) thick and made of heat resistant material 140° F (60° C). The front panel, including handle, must not exceed 11 lb (5 kg) in weight.



remove the panel from the front of the drawer.

- Pre-drill the custom front panel (see illustration).
Ø 3/8" (10 mm), t = 3/8" (10 mm)