



Installation Requirements Models 4200/4210 (page 1 of 2)

Due to continuing product improvements, Heartland Appliances reserves the right to amend specifications without notice. Please contact Heartland for the most up to date information, as it applies to product being purchased, or download latest Site Preparation Specifications from www.heartlandapp.com.



Help Desk
877-650-5775



APPLIANCE REQUIREMENTS

How-to Steps

Appliance Clearances (see Page 2 for additional details):

- Sides of stove to adjacent surfaces: 1/2" (1.5 cm) min
- Nickel trim to adjacent surfaces: 0" right and left
- Rear clearance: 0"
- Closet right side to cabinetry: 0"
- Top of counter to underside adjacent cabinetry: 18" (46 cm)
- Cooktop to underside overhead cabinets: 30-1/4" (77 cm)
- Edge of range to combustible wall on either side: 6" (15 cm)
- Cut out width for range's main body: 30" (76 cm)
- Max. countertop depth: 24" (61 cm); height: 36" (91 cm)
- Max. overhead cabinet depth: 13" (33 cm)
- Note: If unit is installed beside a refrigerator it is important that there be at least 5" (13 cm) between the refrigerator and range for proper air circulation.



Gas

- Gas hook-up must be performed by licensed gas fitter.
- Natural Gas/Propane Conversion kits available from dealer or factory and must be performed by a licensed gas fitter
- Pressure requirements: Nat Gas: 5" W.C. (min); LP gas: 11" W.C. (min)
- 5/8" minimum diameter flex line.
- Connection: 1/2" NPT
- An accessible manual shut off valve must be installed at the appliance.



Warning

Appliances installed in the state of Massachusetts

- This appliance can only be installed in the state of Massachusetts by a Massachusetts licensed plumber or gas fitter
- This appliance must be installed with a three (3) foot / 36 inch long flexible gas connector
- A "T" handle type manual gas valve must be installed in the gas supply line to this appliance



Electrical

- Electrical hookup must be performed by a licenced electrician
- 240 Volts 60Hz 3.8 Kw.
- 5 ft (1.5 m) power cord included with either 3 or 4 prong plug (please specify at time of order placement).
- Stove must be electrically grounded in compliance with local codes. In the absence of local codes, with the National Electrical code ANSI/NFPA 70 "Latest Edition" in the US or in Canada with the Canadian Electrical Code, Part I, CSA Standard C22, or the Local National Electrical Code.

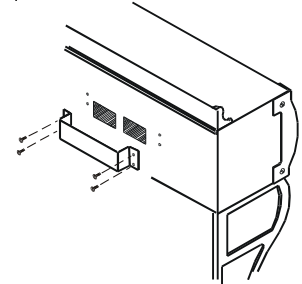


VENTING REQUIREMENTS

How-to Steps

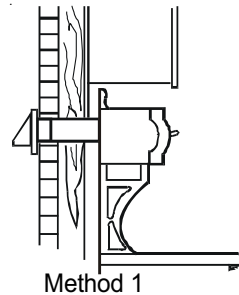
Option 1 - Ventless installation:

- Requires no further set up (cooking fumes are drawn through pre-installed filters and exhausted through rear of hood, back into the room.

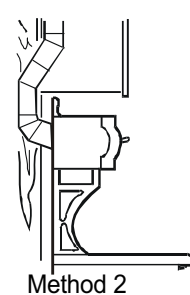


Option 2 - Venting directly outside:

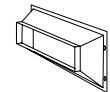
- Method 1 - Installation through outside wall.
- Method 2 - Installation through attic to outside.



Method 1



Method 2



3 1/4" x 10"
Exhaust adaptor included with range



Safety

- Maximum ducting run: 25 linear feet - subtract 5' per 90 deg elbow and 2.5' per 45 deg elbow. Do not use more than two elbows. All duct work must be metal. Do not use plastic duct. range hood should never be exhausted into a wall cavity or an attic where an accumulation of grease could become a fire hazard.
- Installation must be completed in accordance with all local & national codes.
- To eliminate risk of burns or fire, installation of cabinet storage space above range should be avoided. Existing cabinets min clearance 30-1/4" (76 cm) .
- Use only materials which conform to local codes in effect.
- Gas cooking appliances produce heat and moisture - ensure kitchen is well ventilated. Prolonged intensive use may require additional ventilation (opening windows or addition of supplementary air exhaust sources).



Installation Requirements Models 4200/4210 (page 2 of 2)

Due to continuing product improvements, Heartland Appliances reserves the right to amend specifications without notice. Please contact Heartland for the most up to date information, as it applies to product being purchased, or download latest Site Preparation Specifications from www.heartlandapp.com.



Help Desk
877-650-5775

