

CL3050W/S



FEATURES

Legacy product image shown; actual product varies slightly.

Store reds and whites in separate temperature zones that keep wines at proper serving temperatures, within one degree of setpoint

Offers any-occasion 146-bottle capacity

Full-extension wine racks provide easy access to standard-size bottles, half bottles, and magnums without agitating others

Touch control panel is conveniently located for easy access at the tap of a finger

UV-resistant glass door shields wine from harmful light

Inventory tile system aids collection organization

Use our convenient Owner's App to remotely control temperature zones, be notified of a door left ajar, or receive remote diagnostics

Stainless-steel exterior and tubular or pro handles to match other Sub-Zero, Wolf, and Cove products

Sub-Zero offers an industry-leading full two-year warranty on appliances, along with a full five-year sealed system warranty

ACCESSORIES

90° Door Stop

Bulk Storage Drawer

Dessert Wine Rack

Dual Installation Kit

Dual Installation Kit with 60" Grille Frame

Dual Installation Kit with 60" Pro Louvered Grille

Grille Frame - 84"

Lock Kit

Pro Louvered Flush Inset Grille - 84"

Stainless Steel Flush Inset Grille Panel

Stainless Steel Pro Louvered Grille - 84"

Wine Inventory Tiles

Wine Inventory Tiles - Writable

Stainless Steel Kickplate

Accessories are available through an authorized dealer. For local dealer information, visit subzero-wolf.com/locator.



HANDLE OPTIONS

PRO



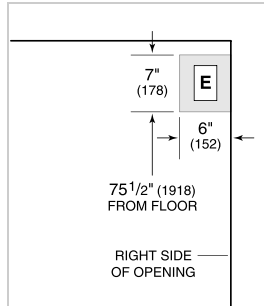
TUBULAR



PRODUCT SPECIFICATIONS

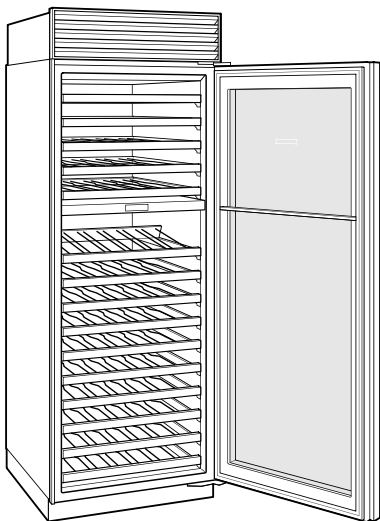
Model	CL3050W/S
Dimensions	30"W x 84"H x 24"D
Weight	475 lbs
Electrical Supply	115 VAC, 60 Hz
Electrical Service	15 amp dedicated circuit
Wine Storage Capacity	146 Bottles

ELECTRICAL



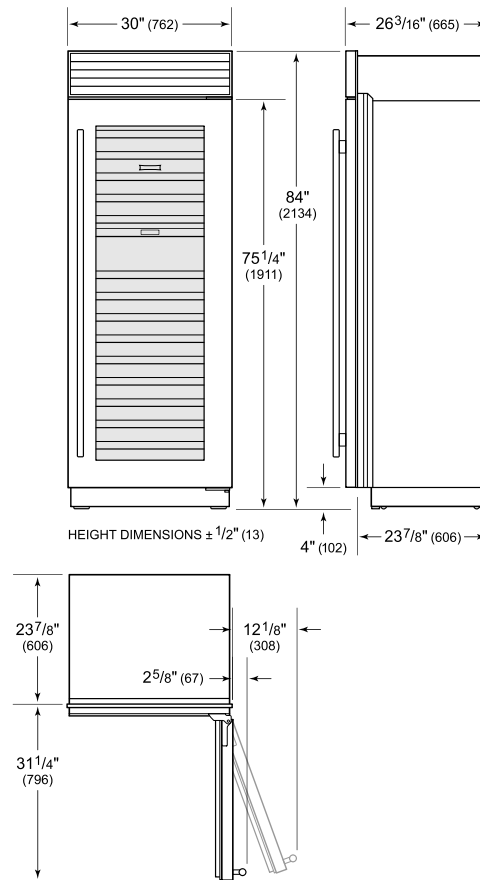
NOTE: Dimensions in parenthesis are in millimeters unless otherwise specified

INTERIOR VIEW

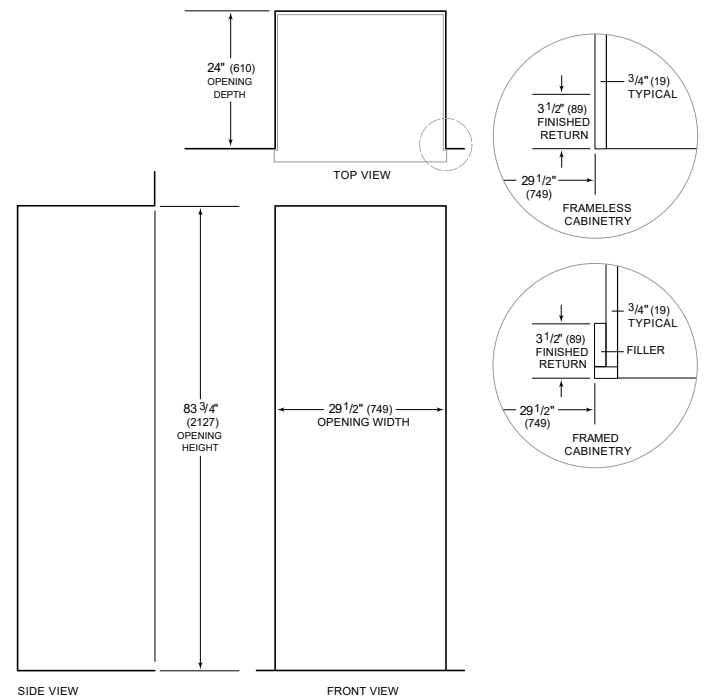


This illustration is intended for interior reference only and may not represent the exterior of the model being specified.

DIMENSIONS



STANDARD INSTALLATION



NOTE: 3 1/2" (89) finished returns will be visible and should be finished to match cabinetry. Shaded line represents profile of unit.