


# 48"

## CULINARIAN SERIES

### RANGE-TOP



Power Burner



12" or 24" Griddle  
12" or 24" BBQ Grill



Cast Iron Wok Grate  
Accessory



### CGRT48BG

#### 48" RANGE-TOP FEATURES

- \* Primary Open Burners rated at 25,000 BTU/hr to deliver intense commercial kitchen heat to sauté food and all burners are capable of turning down to a true simmer.  
Dedicated Small Pan Open Burner rated at 8,000 BTU
- \* Quality Cast Iron Grates and Burners Porcelain Coated
- \* Commercial Quality Broiler Grates With Cast Iron Grease Gutters.
- \* 18,000 BTU BBQ Grill Burner
- \* HYBRID RADIANTS With Ceramic Rods Encased in Stainless Steel Sheet Metal.
- \* 18,000 BTU Thermo-Griddle-Plate™- 3/8" thick 12" W Stainless steel thermostatically controlled .
- \* 30,000 BTU Thermo-Griddle-Plate™- 3/8" thick 24" W Stainless steel thermostatically controlled .
- \* EZ-Glides™ - Full extension removable drip trays mounted on ball bearing rails.
- \* Stay-Cool™ - Die cast, chrome plated metal knobs with Black Trims (cabernet red optional)  
Auto-ignition/re-ignition on all burners
- \* Stainless steel BBQ grill and griddle covers come standard.

#### AVAILABLE ACCESSORIES

Conversion kits  
Birch wood chopping blocks  
Cabernet Red knobs  
P48SHS - 18" stainless steel wall mount high shelf  
P48SLB - 9" stainless steel wall mount low back  
CWR Cast Iron Wok ring  
PSVH48L - 48" Performance Series vent hood w/ 1200 CFM blower + lights  
PSVH48HL - 48" Performance Series vent hood w/ 1200 CFM blower + heat lamps + lights  
Duct covers

#### SHIPPING WEIGHT

270 LBS

#### ELECTRICAL RATINGS

VOLTAGE	CURRENT/POWER	FREQUENCY
120 VAC	15 AMP	60 HZ

#### GAS RATINGS


	NATURAL GAS	PROPANE
Manifold pressure:	5.0" W.C.	10" W.C.
Gas Line Pipe:	1/2" Min.	

\* Capital Exclusive Features





**Power-Flo OpenTop Burner**  
25,000 BTU/hr




**8,000 BTU Small Pan Burner**



**Optional Cabernet red knobs**



**HYBRID RADIANTS**  
Ceramic Rods & Stainless Steel



**Broiler Grates**  
Commercial Quality Cast Iron

## WARRANTY

ONE (1) Year full parts and labor covers entire product (Light bulbs covered for 60 days after installation)

FIVE (5) Years limited part replacement warranty. Covers part replacement, as noted below, due to malfunction during normal operation.

Ranges\*, Range Tops\*, & Ovens\*: All Burners, Heating Elements, Grates\*, Griddle Plates, & Oven Racks

Barbeques: Gas Valves & all burners (excluding infrared burners)

\*Excludes Porcelain Enamel Coating for ovens and grates. Porcelain enamel is prone to wear over time and use.

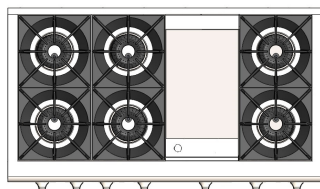
LIFETIME warranty (non-transferable) on stainless steel sheet metal body parts against rust. (Excludes damage and normal heat discoloration). Does not include barbeque grates.

## OTHER

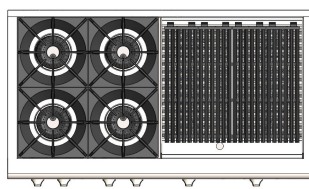
0" clearance base cabinet installation

Field convertible to LP or NG depending on gas type

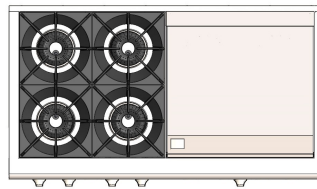
## 48" RANGETOP



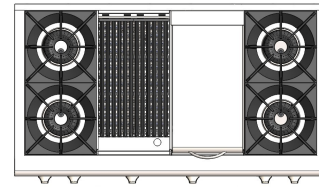
**CGRT484G2 - 48"**  
Six-burner gas + 12" Thermo-Griddle



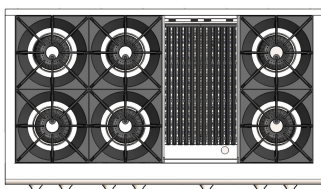
**CGRT484BB - 48"**  
Four-burner gas + 24" BBQ Grill



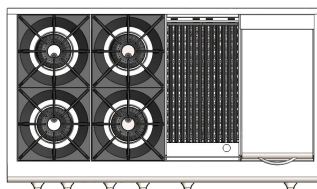
**CGRT484GG - 48"**  
Four-burner gas + 24" Thermo-Griddle



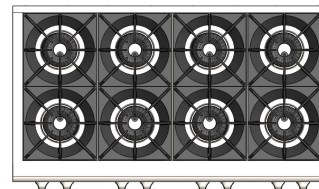
**CGRT482BG2 - 48"**  
Four-burner gas + 12 BBQ Grill  
+ 12" Thermo-Griddle



**CGRT484B2 - 48"**  
Six-burner gas + 12" BBQ Grill



**CGRT484BG - 48"**  
Four-burners + 12 BBQ Grill+  
12" Thermo-Griddle



**CGRT488 - 48"**  
Eight-burners



Capital Cooking Equipment Inc.  
13211 Florence Ave.  
Santa Fe Springs, CA 90670

Phone: 562-903-1168  
Toll Free: 866-402-4600  
email: [customerservice@capital-cooking.com](mailto:customerservice@capital-cooking.com)  
[sales@capital-cooking.com](mailto:sales@capital-cooking.com)

Made in the U.S.A.  
Visit our web site: [www.capital-cooking.com](http://www.capital-cooking.com)  
© 2015 Capital Cooking Equipment, Inc.

# CUT-OUT DIMENSIONS

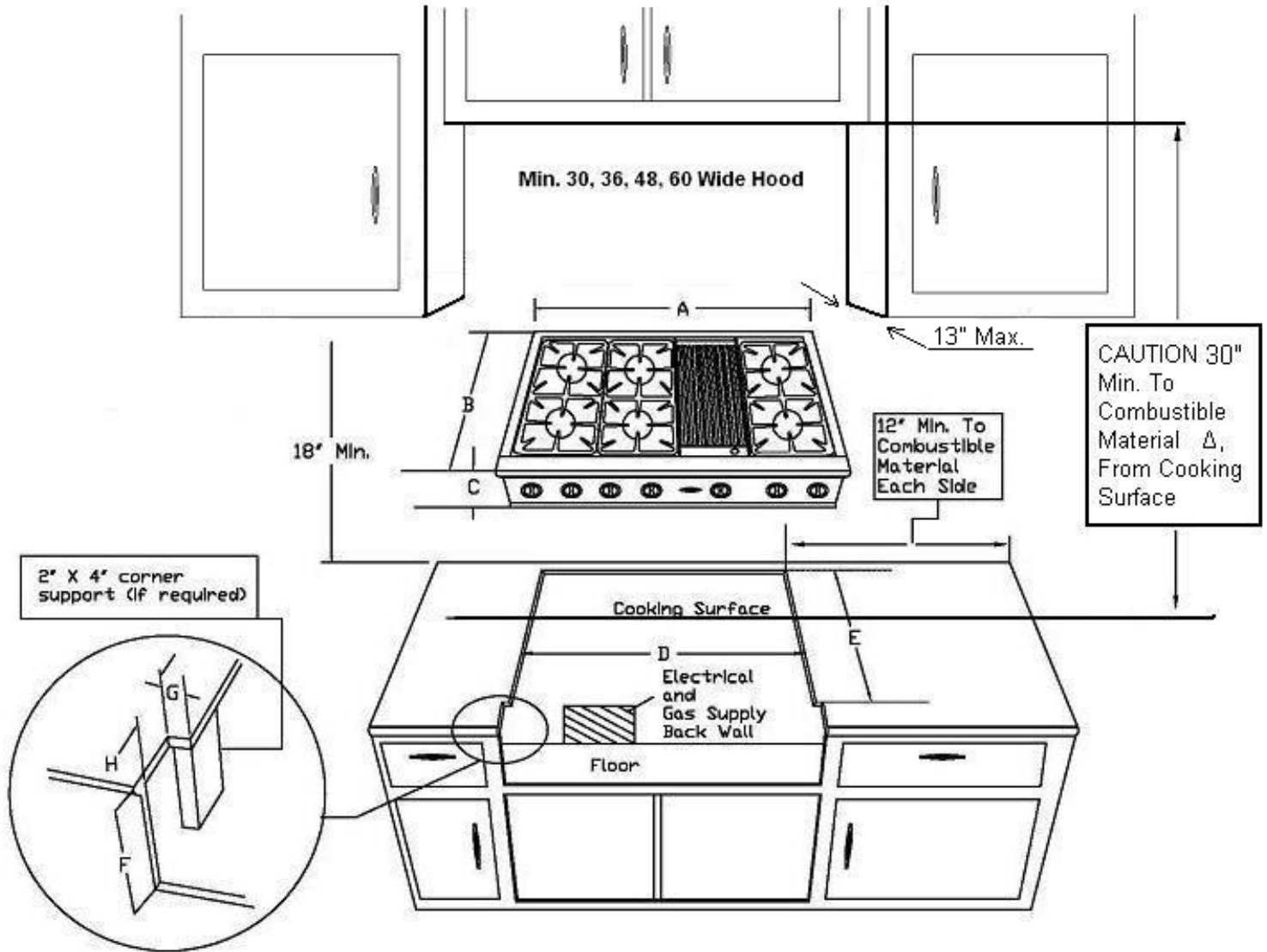


FIG 1

MODELS	A	B	C	D	E	F	G	H
CGRT30 Models	29-7/8	26-5/8	8-5/16	28-15/16	23-1/8	7-1/2	1/2	2-1/2
CGRT36 Models	35-7/8	26-5/8	8-5/16	34-15/16	23-1/8	7-1/2	1/2	2-1/2
CGRT48 Models	47-7/8	26-5/8	8-5/16	46-15/16	23-1/8	7-1/2	1/2	2-1/2
CGRT60 Models	59-7/8	26-5/8	8-5/16	58-15/16	23-1/8	7-1/2	1/2	2-1/2



# RANGETOP & BACK GUARD DIMENSIONS

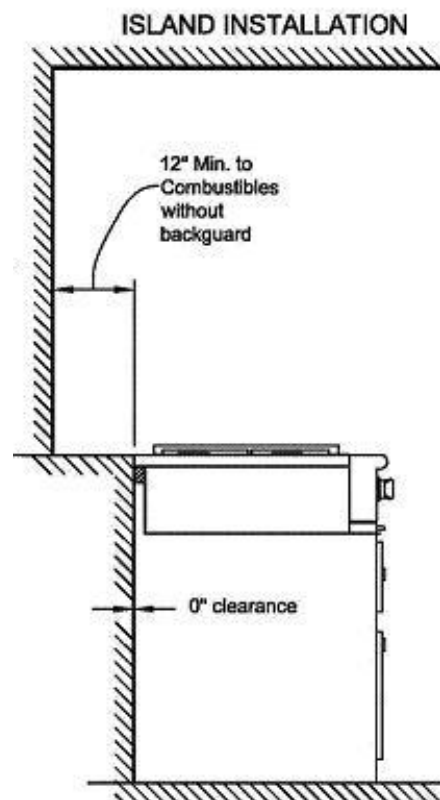
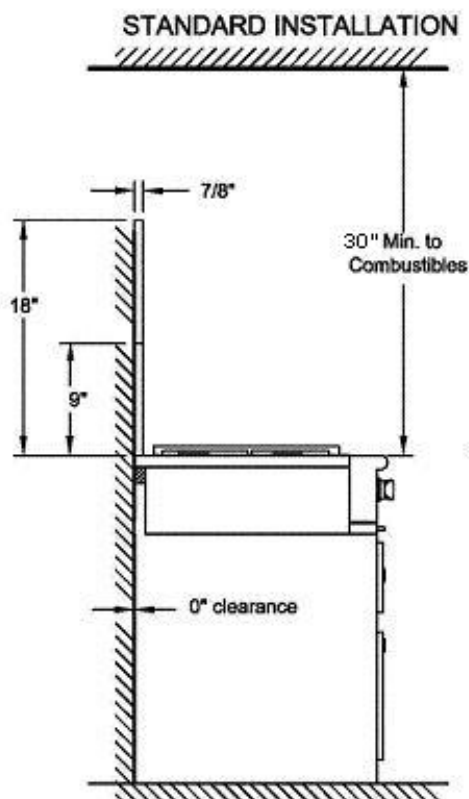


FIG 4  
RANGE TOP

