

CAPITAL RAISES THE BAR AGAIN

(IN DESIGN AND INNOVATIONS)

52"



Unique Features of "Precision Series Barbecues"

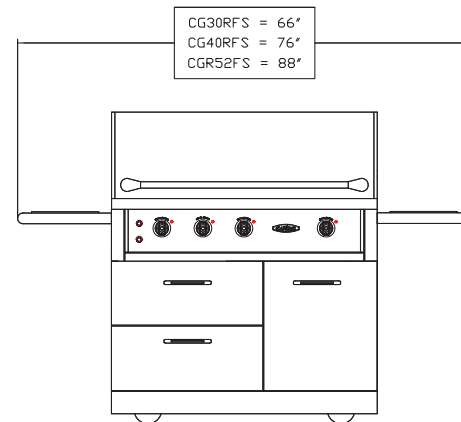
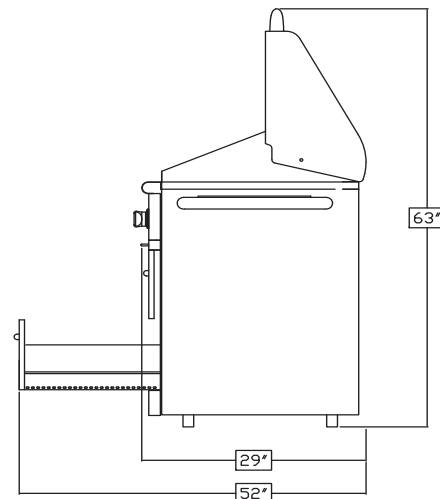
- * Hidden Rotisserie Motor for Clean Look
- * Spring Assisted Lid for Easy Lift
- * Unique "Hot Surface Ignition System" for Reliable Ignition
- * Unique "Stainless Steel Encased Ceramic Rods" for Longer Life and Flareup Suppression
- * 'Infra-Red' and Regular Burner Combination available
- * Stainless Steel Channeled Grates for Grease Drainage
- * Die-Cast Chrome Plated Knobs with Black Trims (red optional)
- * Indicator lights on each burner

| MODEL # | BUILT IN MODELS | | | CART MODELS | | |
|------------------------------|-----------------|------------|------------|-------------|------------|------------|
| | CG30RBI | CG40RBI | CG52RBI | CG30RFS | CG40RFS | CG52RFS |
| COOKING AREA IN SQ. IN. | 500 | 690 | 896 | 500 | 690 | 896 |
| GRILL BURNERS BTUS RATE | 25,000 | 25,000 | 25,000 | 25,000 | 25,000 | 25,000 |
| INFRARED SEAR-ZONE BTUS RATE | 25,000 | 25,000 | 25,000 | 25,000 | 25,000 | 25,000 |
| INFRARED ROTSSERIE BURNER | 13,000 | 15,000 | 13,000 | 13,000 | 15,000 | 13,000 |
| TOTAL BTUS | 63,000 | 90,000 | 126,000 | 63,000 | 90,000 | 126,000 |
| SHIPPING WEIGHT (lbs) | 240 | 300 | 360 | 400 | 500 | 600 |
| POWER NEEDS 15 amps | 120 V 60HZ | 120 V 60HZ | 120 V 60HZ | 120 V 60HZ | 120 V 60HZ | 120 V 60HZ |

AVAILABLE ACCESSORIES

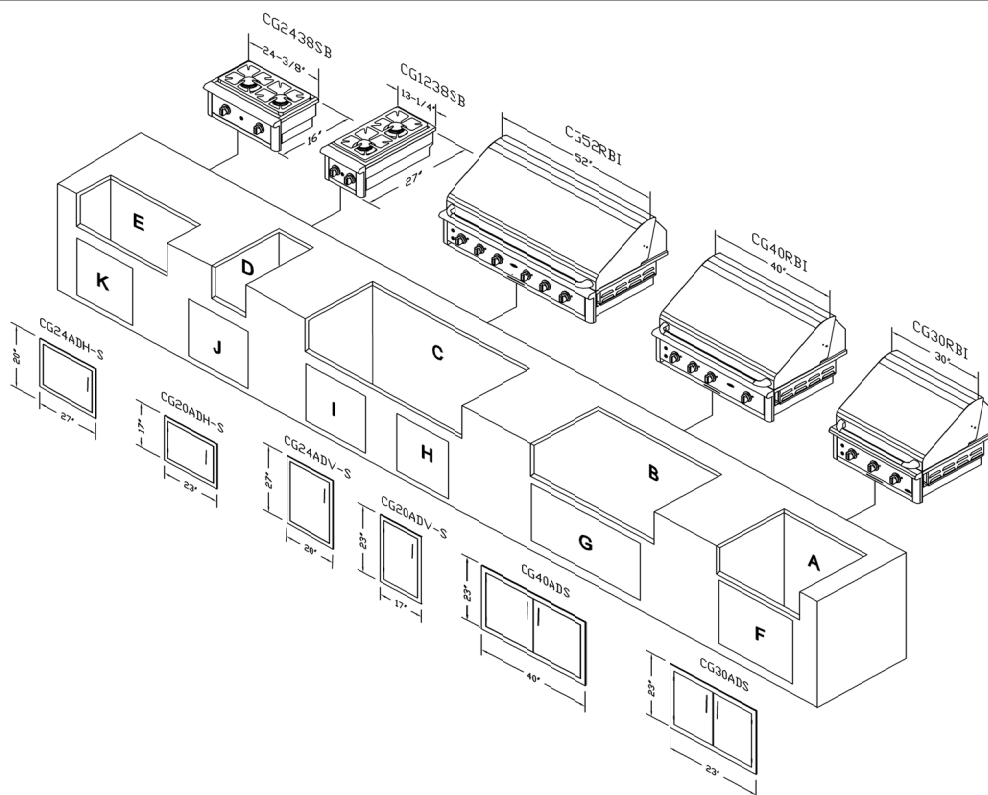
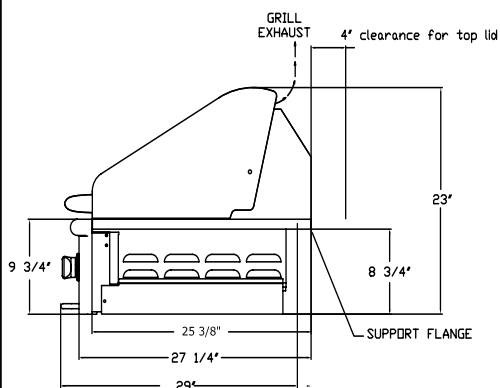
- * SS Griddle Plate
- * Birch Wood Chopping Boards
- * SS Smoker Box
- * Vinyl Covers
- * Access Doors
- * Built In Side Burners
- * 24" Built In Wok
- * Conversion Kits LP and NG

- * DO NOT build grilling island under combustible materials.
- * DO NOT leave a lit grill unattended.
- * For out door use only
- * Use only in ventilated areas.



BUILT IN DIMENSIONS

| CUT-OUT | HEIGHT | WIDTH | DEPTH |
|---------|---------|----------|----------|
| A | 8-3/4" | 28-1/2" | 24-3/4" |
| B | 8-3/4" | 38-1/2" | 24-3/4" |
| C | 8-3/4" | 50-1/2" | 24-3/4" |
| D | 8-3/4" | 12-1/2" | 24-1/16" |
| E | 8-3/4" | 23-5/8" | 13" |
| F | 20-1/4" | 27-3/16" | N/A |
| G | 20-1/4" | 37-3/16" | N/A |
| H | 20-3/8" | 14-3/4" | N/A |
| I | 24-3/8" | 17-38" | N/A |
| J | 14-3/8" | 20-3/8" | N/A |
| K | 17-3/8" | 24-3/8" | N/A |



Capital Cooking Equipment Inc.
13211 Florence Ave.
Santa Fe Springs CA 90670

Phone: 562 903-1168
Toll Free: 866 402-4600
email: customerservice@capital-cooking.com

Made in the U.S.A.
Visit our web site: www.capital-cooking.com