

Horizontal Access Doors



Double Access doors



Vertical Access Doors



**MODELS AVAILABLE**

**HORIZONTAL**

CG20ADHS  
CG24ADHS

**VERTICAL**

CG20ADVS  
CG24ADVS

**DOUBLE**

CG30ADS  
CG40ADS

Basket Chrome Finish



Heavy Duty  
Stainless Steel Hinges



**FEATURES**

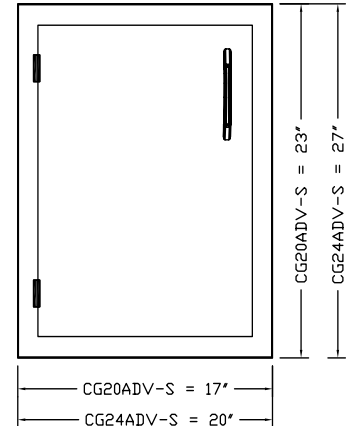
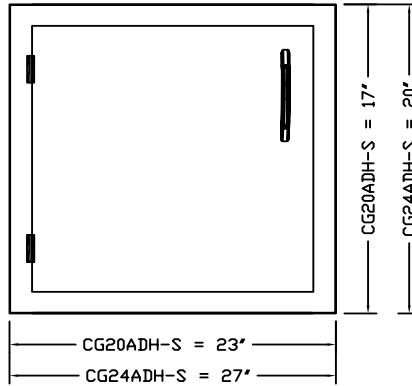
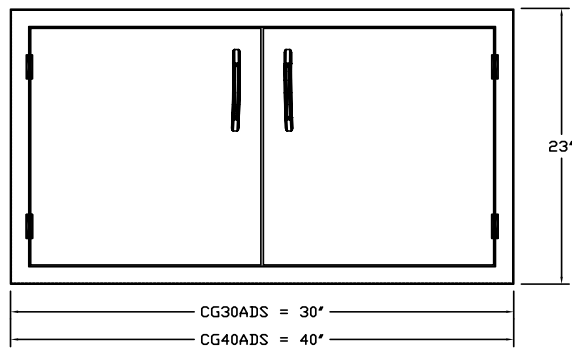
- Made In America
- 100% stainless steel body construction
- Double lined doors W/internal basket chrome finish
- Chrome plated handles
- solid one piece frame construction



MODEL	SHIPPING WEIGHT (lbs)
CG20ADVS	20
CG20ADHS	20
CG24ADVS	22
CG24ADHS	22
CG30ADS	30
CG40ADS	40

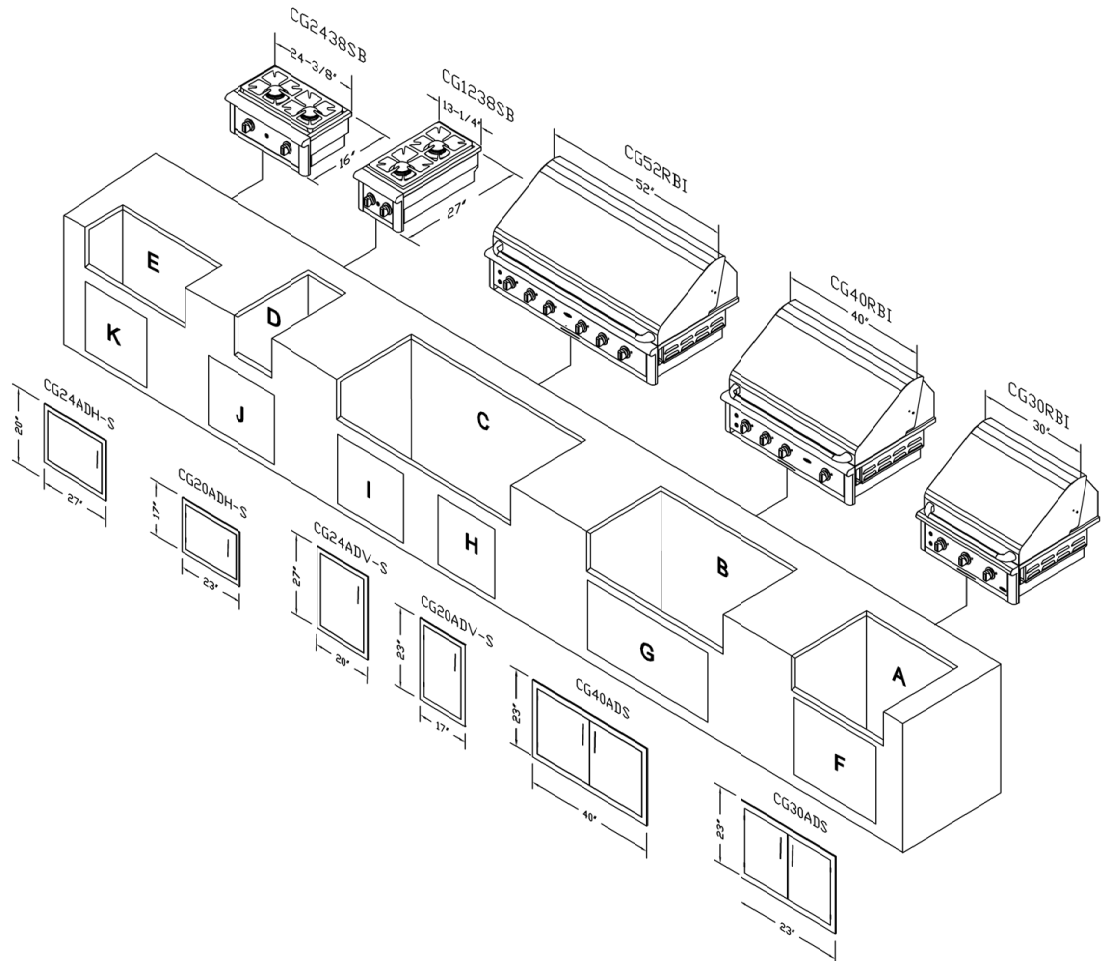
**AVAILABLE ACCESSORIES      WARRANTY**

<ul style="list-style-type: none"> <li>* SS Griddle Plate</li> <li>* Birch Wood Chopping Boards</li> <li>* SS Smoker Box Vinyl Covers</li> <li>* Access Doors</li> <li>* Built In Side Burners</li> <li>* 24" Built In Wok</li> <li>* Conversion Kits LP and NG</li> </ul>	<p>ONE (1) year full parts and labor warranty covers entire product against manufacturing defects.</p> <p>FIVE (5) years Limited warranty covers all stainless steel parts</p>
<ul style="list-style-type: none"> <li>* DO NOT build grilling island under combustible materials.</li> <li>* DO NOT leave a lit grill unattended.</li> <li>* Use only in ventilated areas.</li> <li>* Use only in ventilated areas.</li> </ul>	



**BUILT IN DIMENSIONS**

CUT-OUT	HEIGHT	WIDTH	DEPTH
A	8-3/4"	28-1/2"	24-3/4"
B	8-3/4"	38-1/2"	24-3/4"
C	8-3/4"	50-1/2"	24-3/4"
D	8-3/4"	12-1/2"	24-1/16"
E	8-3/4"	23-5/8"	13"
F	20-1/4"	27-3/16"	N/A
G	20-1/4"	37-3/16"	N/A
H	20-3/8"	14-3/4"	N/A
I	24-3/8"	17-38"	N/A
J	14-3/8"	20-3/8"	N/A
K	17-3/8"	24-3/8"	N/A



Capital Cooking Equipment Inc.  
13211 Florence Ave.  
Santa Fe Springs CA 90670

Phone: 562 903-1168  
Toll Free: 866 402-4600  
email: customerservice@capital-cooking.com

Made in the U.S.A.  
Visit our web site: [www.capital-cooking.com](http://www.capital-cooking.com)