

# FPRO30FDSTX

PROFESSIONAL SERIES

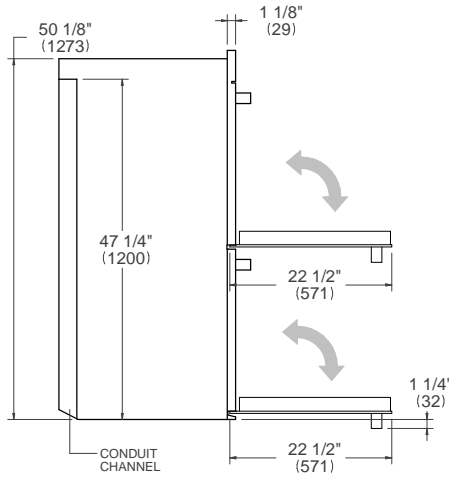
30" DOUBLE ELECTRIC CONVECTION OVEN IN STAINLESS STEEL

WITH SELF-CLEAN

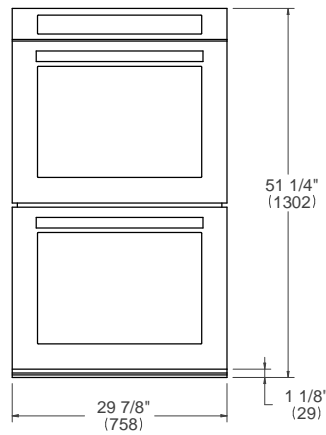


## PRODUCT DIMENSIONS

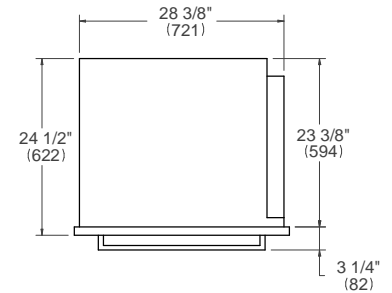
SIDE VIEW



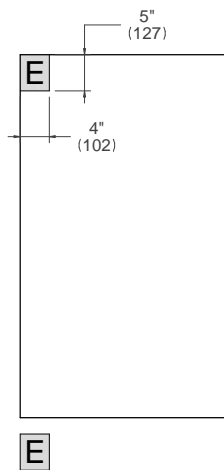
FRONT VIEW



TOP VIEW



## ELECTRICAL CONNECTION

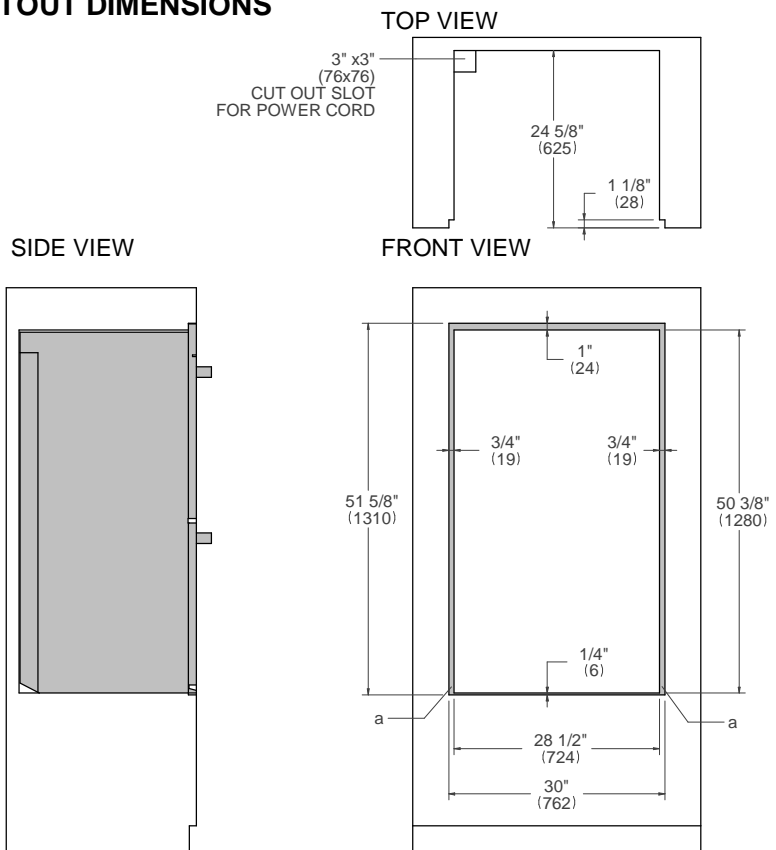


For single ovens installed into a wall cabinet, the electrical junction box may be located above, below to the left or right of the unit within reach of the power cord. Placement within the opening may require additional cabinet depth.

## INSTALLATION REQUIREMENTS

Minimum suggested load on cabinet base board 485 lb (220 kg)

## CUTOUT DIMENSIONS



(a) Visible Area – Match finish to cabinetry

For installation of multiple products in combination, refer to the Design Guide at [us.bertazzoni.com](http://us.bertazzoni.com) or [ca.bertazzoni.com](http://ca.bertazzoni.com)

**Disclaimer:** while every effort has been made to ensure the accuracy of the information contained in this document, Fratelli Bertazzoni reserves the right to change it at any time without notice. For detailed installation instructions, consult the installation manual. Fratelli Bertazzoni, Bertazzoni and the winged wheel brand icon are registered trademarks of Bertazzoni Spa.