

VERTICAL TERMINAL AIR CONDITIONER
(VTAC) AND HEAT PUMP

Specifications and Accessories Catalog

Wise Decision.
It's an Amana[®] brand.



Amana is a registered trademark of Maytag Corporation or its related companies and is used under license. All rights reserved.

Premium Amana[®]
Brand Quality

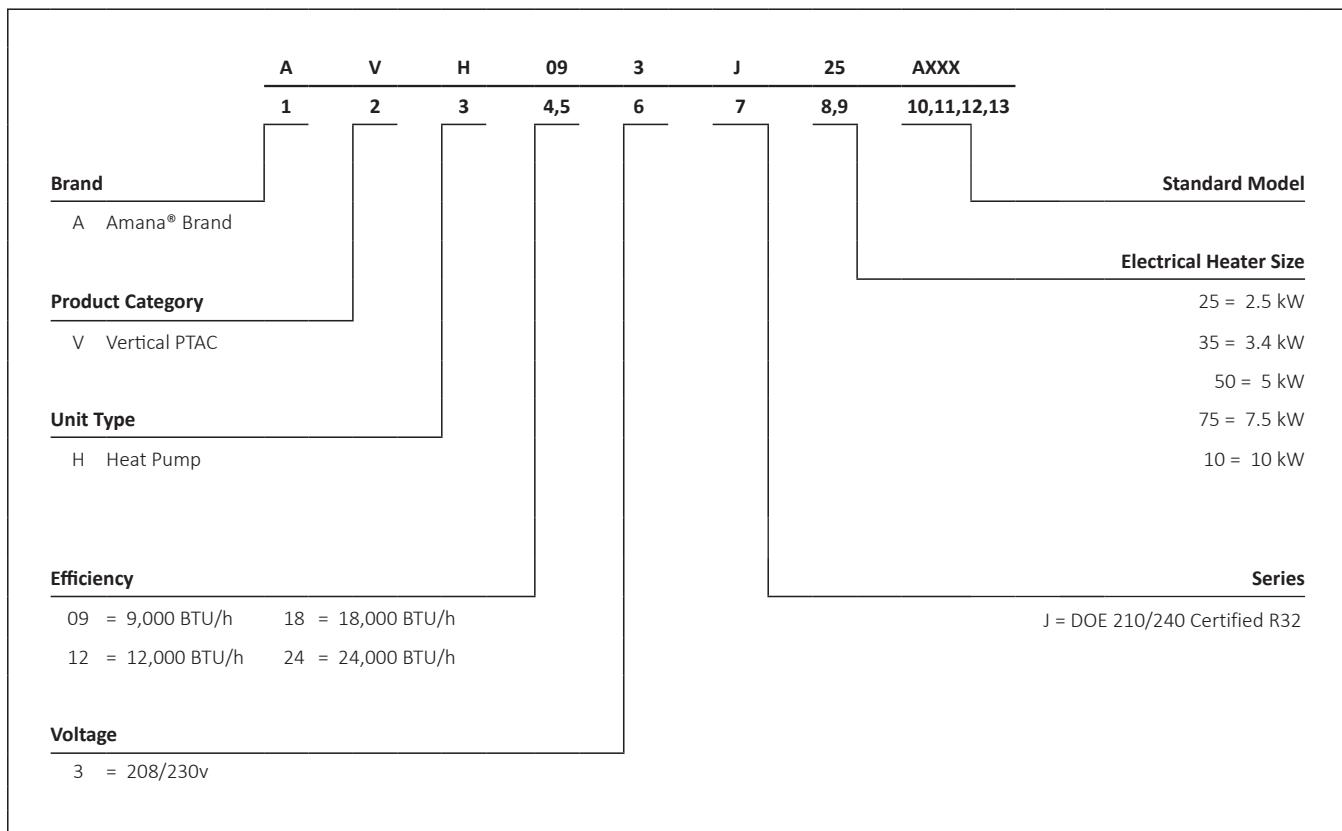
Featuring
DigiSmart[®]

Web-Based
Monitoring

Product Features

- Efficient R32 Refrigerant
- SEER2 and HSPF2 Rated
- Slinger ring technology
- Heat Pump operation down to 10F
- Low-ambient lock-out
- Active Defrost Cycle
- Corrosion resistant blue fin condenser coils
- Safety power disconnect
- Wall-mount thermostat
- Electrical disconnect
- Random unit restart
- Completed insulated cabinet for quiet operation
- “Ductable” to multiple rooms
- Secondary overflow drains
- Closet Mounted
- Base pan heater
- Compressor restart delay
- Rectangular conditioned air opening for all models
- Adjustable fresh air damper
- Telescoping exterior wall adapter
- Floating chassis design
- Self-contained system
- Front, right, or left installations
- Brushless DC motors
- All units 100% run tested
- Up to 765 CFM discharge airflow
- 5 year limited warranty
- Certified to AHRI Standard 210/240

Nomenclature



AVH Model Specifications—Heat Pump/Backup Electric Heat

Model 1,2,3,4,5	AVH093J** AXXX	AVH123J** AXXX	AVH183J** AXXX	AVH243J** AXXX	AVH094J** AXXX	AVH124J** AXXX	AVH184J** AXXX	AVH244J** AXXX	
Cooling Data									
Total Cooling Capacity at 95F (BTU/h)	9,400	11,200	17,800	22,600	9,400	11,200	17,800	22,600	
Sensible Cooling Capacity (BTU/h)	7,100	8,800	13,100	14,700	7,100	8,800	13,100	14,700	
SEER2	12.3	12.3	12.1	12.1	12.3	12.3	12.1	11.9	
EER2	10.6	10.6	10.6	10.6	10.6	10.6	10.6	10.6	
Voltage	208/230	208/230	208/230	208/230	265	265	265	265	
Heating Data									
Heat Pump Capacity at 47F (BTU/h)	8,600	10,400	16,200	19,500	8,600	10,400	16,200	19,500	
Heat Pump Capacity at 14F (BTU/h)	4,900	6,000	9,800	12,400	4,900	6,000	9,800	12,400	
HSPF2	6.3	6.3	6.7	6.7	6.3	6.3	6.7	6.7	
Heater Size Options (kW)	2.5 / 3.4 / 5.0	2.5 / 3.4 / 5.0	2.5 / 3.4 / 5.0 / 7.5	2.5 / 3.4 / 5.0 / 7.5 / 10.0	2.5 / 3.4 / 5.0	2.5 / 3.4 / 5.0	2.5 / 3.4 / 5.0 / 7.5	2.5 / 3.4 / 5.0 / 7.5 / 10.0	
Physical									
Dimensions (W x D x H)	23" x 23" x 32"	23" x 23" x 32"	23" x 23" x 47"	23" x 23" x 52"	23" x 23" x 32"	23" x 23" x 32"	23" x 23" x 47"	23" x 23" x 52"	
Refrigerant	R32								
Volume (OZ)	26.0	28.7	40.0	44.0	26.0	28.7	40.0	44.0	
Airflow Data									
Indoor CFM @ 0.0" ESP	Low	360	360	620	675	360	360	620	675
	High	420	460	705	765	420	460	705	765
Indoor CFM @ 0.1" ESP	Low	325	325	550	600	325	325	550	600
	High	385	430	640	700	385	430	640	700
Indoor CFM @ 0.15" ESP	Low	310	310	510	560	310	310	510	560
	High	370	415	610	670	370	415	610	670
Indoor CFM @ 0.2" ESP	Low	295	295	480	525	295	295	480	525
	High	355	400	585	635	355	400	585	635
Indoor CFM @ 0.25" ESP	Low	270	270	450	490	270	270	450	490
	High	325	380	565	615	325	380	565	615
Indoor CFM @ 0.3" ESP	Low	260	260	400*	440*	260	260	400*	440*
	High	300	350	550	600	300	350	550	600
Indoor CFM @ 0.35" ESP	Low	-	-	365	400	-	-	365	400
	High	-	-	500	540	-	-	500	540
Indoor CFM @ 0.4" ESP	Low	-	-	320	350	-	-	320	350
	High	-	-	450*	490*	-	-	450*	490*
Ventilation									
CFM	Up to 60								

*Maximum Allowable Static. Units rated at 0.3" ESP.


1. Tested in accordance with AHRI Standard 210/240
2. Minimum voltage on 230/208-volt models is 197 volts; maximum is 253 volts. Minimum voltage on 265-volt models is 239 volts; maximum is 292 volts.
3. Specify two-digit heater kW size to complete model number.
4. R32 refrigerant used in all systems
5. All specifications are subject to change without notice.

AVH Model Specifications—Electric Heat

Voltage 2,3	Electric Heater Size	Nominal Heating			Total Watts	Electric Heater Amps	Total Electric Heater Amps	Min. Circuit Ampacity 1	MOP (Amps) 1	Power Cord
		at 230V	at 208V	at 265V						
AVH09, AVH12, & AVH18										
230 / 208	2.5 / 2.0	8,300	6,800		2,450 / 2,000	10.7 / 9.6	11.5 / 10.4	14.4	15	Hardwired
230 / 208	3.4 / 2.7	11,400	9,300		3,350 / 2,740	14.6 / 13.2	15.4 / 14.0	19.3	20	Hardwired
230 / 208	5.0 / 4.1	17,000	13,900		5,000 / 4,090	21.7 / 19.7	22.5 / 20.5	28.2	30	Hardwired
230 / 208	7.5 / 6.1	25,500	20,900		7,500 / 6,135	32.6 / 29.5	33.4 / 30.3	41.8	45	Hardwired
265	2.5			8,300	2,450	9.2	10	13.9	15	Hardwired
265	3.4			11,400	3,350	12.6	13.4	16.9	20	Hardwired
265	5			17,000	5,000	18.9	19.7	25.6	30	Hardwired
265	7.5			25,500	7,500	28.3	29.1	36.4	40	Hardwired
AVH24										
230 / 208	2.5 / 2.0	8,300	6,800		2,450 / 2,000	10.7 / 9.6	11.5 / 10.4	14.4	20	Hardwired
230 / 208	3.4 / 2.7	11,400	9,300		3,350 / 2,740	14.6 / 13.2	15.4 / 14.0	19.3	25	Hardwired
230 / 208	5.0 / 4.1	17,000	13,900		5,000 / 4,090	21.7 / 19.7	22.5 / 20.5	28.2	30	Hardwired
230 / 208	7.5 / 6.1	25,500	20,900		7,500 / 6,135	32.6 / 29.5	33.4 / 30.3	41.8	45	Hardwired
230 / 208	10.0 / 8.2	34,400	27,900		10,000 / 8,180	43.5 / 39.3	44.3 / 40.1	55.4	60	Hardwired
265	2.5			8,300	2,450	9.2	10	15.5	20	Hardwired
265	3.4			11,400	3,350	12.6	13.4	18.5	20	Hardwired
265	5			17,000	5,000	18.9	19.7	27.3	30	Hardwired
265	7.5			25,500	7,500	28.3	29.1	36.2	40	Hardwired
265	10.0			34,400	10,000	37.7	38.5	47.9	50	Hardwired

1. Minimum branch circuit ampacity rating conform to the National Electric Code; however, local codes should apply
2. Minimum voltage on 230/208-volt models is 197 volts; maximum is 253 volts. Minimum voltage on 265-volt models is 239; maximum is 292
3. All specifications are subject to change without notice

Nominal Unit Dimensions



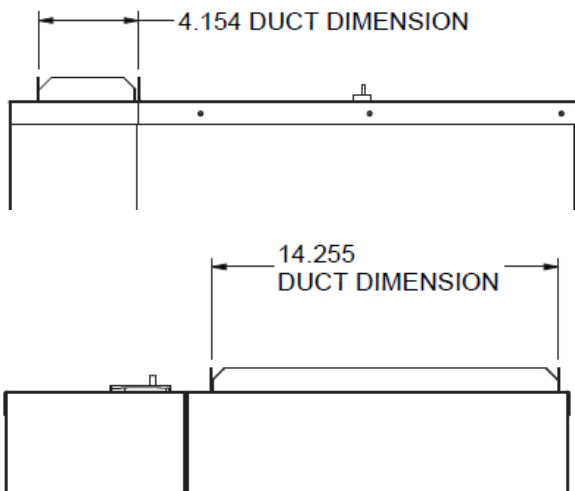
Applicable Models
 AVH09***AXXX
 AVH12***AXXX

Applicable Models
 AVH18***AXXX

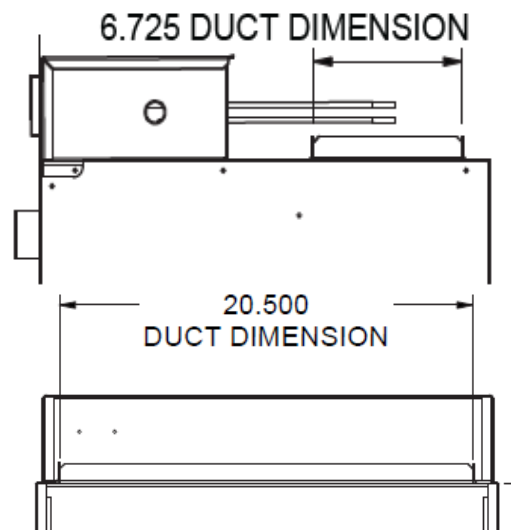
Applicable Models
 AVH24***AXXX

Unit Duct Dimensions




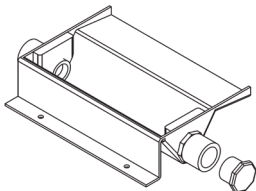
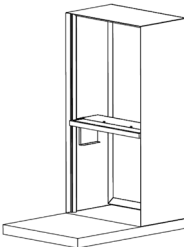


AVH09 & AVH12




AVH18 & AVH24



Accessories

<p>EXTERIOR WALL ADAPTOR Two-part sleeve that telescopes in and out from 5 1/2" to 8" in depth for AVEWA05-08A and 8" to 14" in depth for AVEWA08-14A. The wall adapter sits inside the exterior wall penetration.</p>	<p>DIMENSIONS: 30 3/8" high x 24 1/8" wide CUTOUT DIMENSIONS: 30 7/8" high x 24 5/8" wide</p> <table border="1"> <tr> <td data-bbox="677 303 836 383">AVEWA05-08A</td> <td data-bbox="836 303 1122 383">Exterior wall adapter that telescopes from 5 1/2" to 8" as required.</td> </tr> <tr> <td data-bbox="677 383 836 463">AVEWA08-14A</td> <td data-bbox="836 383 1122 463">Exterior wall adapter that telescopes from 8" to 14" as required.</td> </tr> </table>	AVEWA05-08A	Exterior wall adapter that telescopes from 5 1/2" to 8" as required.	AVEWA08-14A	Exterior wall adapter that telescopes from 8" to 14" as required.							
AVEWA05-08A	Exterior wall adapter that telescopes from 5 1/2" to 8" as required.											
AVEWA08-14A	Exterior wall adapter that telescopes from 8" to 14" as required.											
<p>ARCHITECTURAL LOUVER Extruded aluminum louver that attaches to the outdoor section of the wall adapter.</p>	<p>DIMENSIONS: 31 1/16" high x 25 9/16" wide</p> <table border="1"> <tr> <td data-bbox="677 534 836 567">AVAGK01CB</td> <td data-bbox="836 534 1122 567">Anodized Aluminum</td> </tr> <tr> <td data-bbox="677 567 836 599">AVAGK01TB</td> <td data-bbox="836 567 1122 599">Stonewood Beige</td> </tr> <tr> <td data-bbox="677 599 836 631">AVAGK01DB</td> <td data-bbox="836 599 1122 631">Dark Bronze</td> </tr> <tr> <td data-bbox="677 631 836 664">AVAGK01WB</td> <td data-bbox="836 631 1122 664">Amana White</td> </tr> <tr> <td data-bbox="677 664 836 696">AVAGK01SB</td> <td data-bbox="836 664 1122 696">Custom Color</td> </tr> </table>	AVAGK01CB	Anodized Aluminum	AVAGK01TB	Stonewood Beige	AVAGK01DB	Dark Bronze	AVAGK01WB	Amana White	AVAGK01SB	Custom Color	
AVAGK01CB	Anodized Aluminum											
AVAGK01TB	Stonewood Beige											
AVAGK01DB	Dark Bronze											
AVAGK01WB	Amana White											
AVAGK01SB	Custom Color											
<p>ACCESS PANEL/RETURN AIR GRILLE Serves as an access panel to chassis and interior return air grille. A field-supplied (25" x 20") filter can be mounted inside the hinged access door. Kit contains hinge bracket for mounting the door with the return air openings high or low on the door for optimal sound attenuation. For 9,000/12,000/18,000 BTU models, it is recommended to install the door with the hinge on the right side and the return air openings high on the door.</p>	<p>DIMENSIONS: 58" high x 29" wide CUTOUT DIMENSIONS: 55 3/4" high x 27" wide</p> <table border="1"> <tr> <td data-bbox="677 836 836 890">AVLWP01A-L</td> <td data-bbox="836 836 1122 890">Access Panel/Return Air Grille Hinge pre-installed on left side.</td> </tr> <tr> <td data-bbox="677 890 836 944">AVLWP01A-R</td> <td data-bbox="836 890 1122 944">Access Panel/Return Grille. Hinge pre-installed on right side.</td> </tr> </table>	AVLWP01A-L	Access Panel/Return Air Grille Hinge pre-installed on left side.	AVLWP01A-R	Access Panel/Return Grille. Hinge pre-installed on right side.							
AVLWP01A-L	Access Panel/Return Air Grille Hinge pre-installed on left side.											
AVLWP01A-R	Access Panel/Return Grille. Hinge pre-installed on right side.											
<p>ACCESSORY DRAIN PAN/KIT Both left and right-hand connections available. REQUIRED FOR LARGE FRAME VTAC INSTALLATIONS. AVH18 & AVH24</p>	<table border="1"> <tr> <td data-bbox="677 1052 836 1084">AVDK18-2401B</td> <td data-bbox="836 1052 1122 1084">For "H, K, & J" Series Units Accessory Drain Pan/Kit</td> </tr> </table>	AVDK18-2401B	For "H, K, & J" Series Units Accessory Drain Pan/Kit									
AVDK18-2401B	For "H, K, & J" Series Units Accessory Drain Pan/Kit											
<p>FIRST COMPANY SLEEVE ADAPTER Designed as a welded adapter allows retrofit of AVH09 and AVH12 units into existing First Company SPXR series SPVU wall sleeve and louver. Not available for AVH18 & AVH24 models.</p>	<table border="1"> <tr> <td data-bbox="677 1289 836 1321">AVAKFC01A</td> <td data-bbox="836 1289 1122 1321">First Company Sleeve Adapter for AVH09 & AVH12 units</td> </tr> </table>	AVAKFC01A	First Company Sleeve Adapter for AVH09 & AVH12 units									
AVAKFC01A	First Company Sleeve Adapter for AVH09 & AVH12 units											
<p>DIGITAL WALL THERMOSTAT 3" backlit display with 2 speed fan operation, temperature limiting, and adjustable field calibration</p>	<table border="1"> <tr> <td data-bbox="677 1569 836 1601">PHWT-A150H</td> <td data-bbox="836 1569 1122 1601">Digital Wall Thermostat</td> </tr> </table>	PHWT-A150H	Digital Wall Thermostat									
PHWT-A150H	Digital Wall Thermostat											
<p>DIGITAL WALL THERMOSTAT Auto-Changeover and/or Programmable Digital Wall Thermostat - 4 1/4" backlit display with 2 speed fan operation, temperature limiting, and adjustable field calibration</p>	<table border="1"> <tr> <td data-bbox="677 1817 836 1849">PHWT-A200</td> <td data-bbox="836 1817 1122 1849">Digital Wall Thermostat</td> </tr> </table>	PHWT-A200	Digital Wall Thermostat									
PHWT-A200	Digital Wall Thermostat											

Accessories Contd.

<p>Wireless RF Energy Management Controls Eden Energy Managements Controls operating on 2.4 Ghz 802 15.4 Radio Frequency allows units to be configured for energy management. You can also control and monitor your entire property with the optional DL01G Web enabled platform.</p>	<table border="1"> <tr> <td>DS01G</td> <td>Thermostat: 2-way² Communications</td> </tr> <tr> <td>DD01E</td> <td>Occupancy Sensor: EMS Activation²</td> </tr> <tr> <td>GT01H</td> <td>Generic Radio Antena/ Router³</td> </tr> <tr> <td>DD01F</td> <td>Door Switch: EMS Activation²</td> </tr> <tr> <td>DP01G</td> <td>Web-enabled Platform Server</td> </tr> <tr> <td>DL01G</td> <td>Web-enabled Platform Server Link BAC-NET capable</td> </tr> <tr> <td>DR01G</td> <td>Mesh Repeater¹</td> </tr> <tr> <td>DL01G-SERIEAL</td> <td>Serial Repeater¹</td> </tr> </table>	DS01G	Thermostat: 2-way ² Communications	DD01E	Occupancy Sensor: EMS Activation ²	GT01H	Generic Radio Antena/ Router ³	DD01F	Door Switch: EMS Activation ²	DP01G	Web-enabled Platform Server	DL01G	Web-enabled Platform Server Link BAC-NET capable	DR01G	Mesh Repeater ¹	DL01G-SERIEAL	Serial Repeater ¹	
DS01G	Thermostat: 2-way ² Communications																	
DD01E	Occupancy Sensor: EMS Activation ²																	
GT01H	Generic Radio Antena/ Router ³																	
DD01F	Door Switch: EMS Activation ²																	
DP01G	Web-enabled Platform Server																	
DL01G	Web-enabled Platform Server Link BAC-NET capable																	
DR01G	Mesh Repeater ¹																	
DL01G-SERIEAL	Serial Repeater ¹																	
<p>Discharge Adapter Adapter to convert factory rectangular discharge duct into standard 10" circular duct connection</p>	<table border="1"> <tr> <td>AVDTK18-24A</td> <td>AVH18 & 24 Discharge Adapter</td> </tr> <tr> <td>AVDTK09-12A</td> <td>AVH09 & 12 Discharge Adapter</td> </tr> </table>	AVDTK18-24A	AVH18 & 24 Discharge Adapter	AVDTK09-12A	AVH09 & 12 Discharge Adapter													
AVDTK18-24A	AVH18 & 24 Discharge Adapter																	
AVDTK09-12A	AVH09 & 12 Discharge Adapter																	
<p>Extra Deep Filter Brackets Replacement bracket to accommodate 2" or 4" deep filters</p>	<table border="1"> <tr> <td>AMAVPFK0912-2</td> <td>Small Chassis 2" Filter Bracket</td> </tr> <tr> <td>AMAVPFK0912U</td> <td>Small Chassis 4" Filter Bracket</td> </tr> <tr> <td>AMAVPFK1824-2</td> <td>Large Chassis 2" Filter Bracket</td> </tr> <tr> <td>AMAVPFK1824U</td> <td>Large Chassis 4" Filter Bracket</td> </tr> </table>	AMAVPFK0912-2	Small Chassis 2" Filter Bracket	AMAVPFK0912U	Small Chassis 4" Filter Bracket	AMAVPFK1824-2	Large Chassis 2" Filter Bracket	AMAVPFK1824U	Large Chassis 4" Filter Bracket									
AMAVPFK0912-2	Small Chassis 2" Filter Bracket																	
AMAVPFK0912U	Small Chassis 4" Filter Bracket																	
AMAVPFK1824-2	Large Chassis 2" Filter Bracket																	
AMAVPFK1824U	Large Chassis 4" Filter Bracket																	



A legacy of comfort

The impeccable reputation of an American original

Amana heating and cooling systems are a part of the enduring legacy of one of America's most recognized and respected brands. Originating eight decades ago in Amana, Iowa, the brand is synonymous with long-lasting, premium-quality products — from home appliances to heating and air conditioning equipment. Chances are, you and generations before you have enjoyed the dependable performance and longevity the Amana brand continues to deliver.



Call your Amana brand PTAC sales representative at **800-647-2982** for complete details.

Before purchasing this appliance, read important information about its estimated annual energy consumption, yearly operating cost, or energy efficiency rating that is available from your retailer.

www.amana-ptac.com

Our continuing commitment to quality products may mean a change in specifications without notice. ©2025 Goodman Manufacturing Company, L.P. Amana is a registered trademark of Maytag Corporation or its related companies and is used under license. All rights reserved.


Architectural Extruded Aluminum Grilles




Standard Color Chart

***Stocked Color**

Custom colors, sizes and finishes are available on request.




2521 QUIET WHITE *




438 WHITE *




11356 STONEWOOD *



3005 DARK BRONZE *



3006 OFF WHITE




3009 WHITE STONE




2781 DRIFTWOOD



3007 LITE BRONZE



3008 MEDIUM BRONZE



3012 SLATE GRAY



3010 BRICK RED 3



3011 BRICK RED 1



CLEAR ANODIZED ALUMINUM *

Daikin Comfort Technologies North America, Inc. cannot guarantee exact color tones due to variances in paint lots and lighting conditions. The sample colors represented here are as close to the actual colors offered, within the limitations of color chip reproduction. Please contact your Sales Representative for details, lead times and quotes.