

AGA Legacy 36" Counter Depth French Door Refrigerator

AGA
Legacy

Model # AMLFDR23



- Customized Temperature Controls**
 Adjust the refrigerator and freezer temperatures independently.
- Storage Drawer with 12 Temperature Settings**
 Choose from 9 preset selections (like Ready to Serve, Cheese, White/Sparkling Wine, Beer, Fish/Shellfish) plus three customizable settings to ensure your food remains at the ideal temperature for serving and maintaining freshness.
- Fully Cantilevered, Adjustable Glass Shelves**
 All-glass shelves can be arranged in a variety of flexible configurations to fit wide and tall items.
- Tri-level Organization System**
 Stay well organized with our tri-level freezer organization system. Three large-capacity baskets feature removable dividers and smooth-glide roll out. And, baskets at the top are removable, allowing you to configure the space as needed to neatly fit large or small items.
- Filtration Systems**
 Our pure filtration system circulates clean, filtered air throughout the interior to prevent odor transfer. Plus, fresh ice is easy-to-access.

- Theatre-Style Interior Lighting**
 Soft, transitional LED lighting gradually illuminates the interior with ample light as you open the door. Perfect for night time trips to the refrigerator!
- Humidity-Controlled Crisper Drawers**
 Smooth-glide crisper drawers feature adjustable humidity control and minimal temperature variation to preserve even the most delicate fruits and vegetables longer.
- Integrated Alarm System**
 To protect the temperature integrity of your refrigerator contents, you'll be notified of any power failures, if a door is ajar over five minutes, and if the interior cabinet temperature rises above 56 degrees for more than 20 minutes.

| ORDERING DETAILS | MODEL # |
|------------------|--------------|
| Cranberry | AMLFDR23-CRB |
| Vintage White | AMLFDR23-VWT |
| Black | AMLFDR23-BLK |
| Ivory | AMLFDR23-IVY |
| Stainless Steel | AMLFDR23-SS |



Cranberry



Vintage White



Black



Ivory



Stainless Steel

AGA Legacy 36" Counter Depth French Door Refrigerator

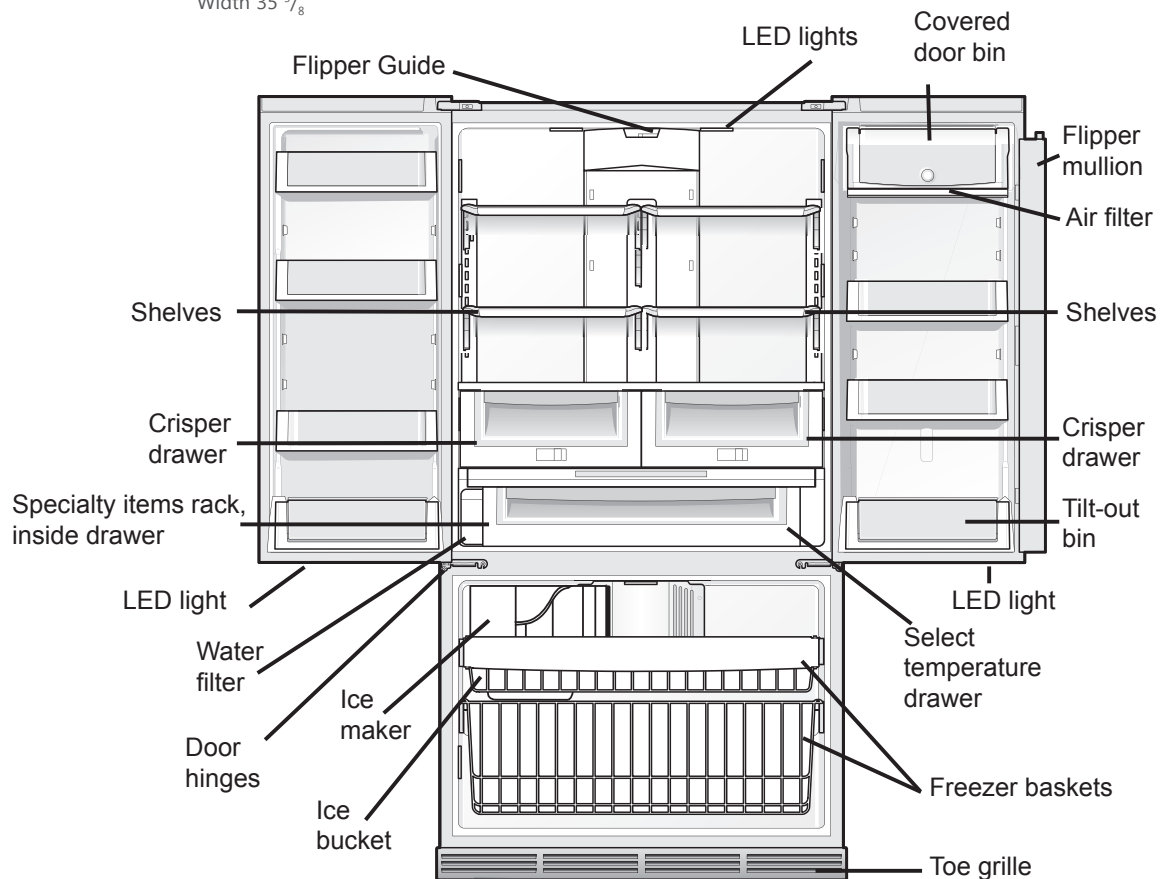
AGA
Legacy

Model # AMLFDR23



Technical Specifications

| | |
|------------------------------------|---|
| Overall Dimensions | 35 ⁵ / ₈ " W x 70" H x 26 ⁷ / ₈ " D |
| Total Capacity | 22.1 cu. ft. |
| 1. Refrigerator Capacity | 15.2 cu. ft. |
| 2. Freezer Capacity | 6.9 cu. ft. |
| Plumbing Requirements | ¼" copper tubing |
| Ice Maker | One located in freezer |
| Electronic Temperature Controls | Two |
| Humidity Controlled Crispers | Two |
| Temperature Controlled Deli Drawer | One |
| Gallon Door Storage Shelves | Two |
| Adjustable Glass Shelves | Four |
| Freezer Drawer | Removable |
| Electrical Requirements | 115v, 60hz on separate 15amp circuit |
| Warranty | 1 Year Limited Warranty on all parts and labor |



AGA Legacy 36" Counter Depth French Door Refrigerator



Model # AMLFDR23

Installation

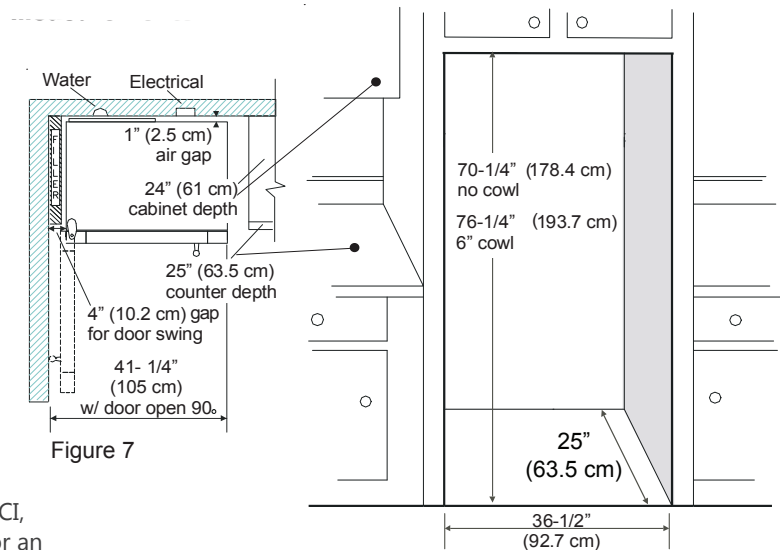
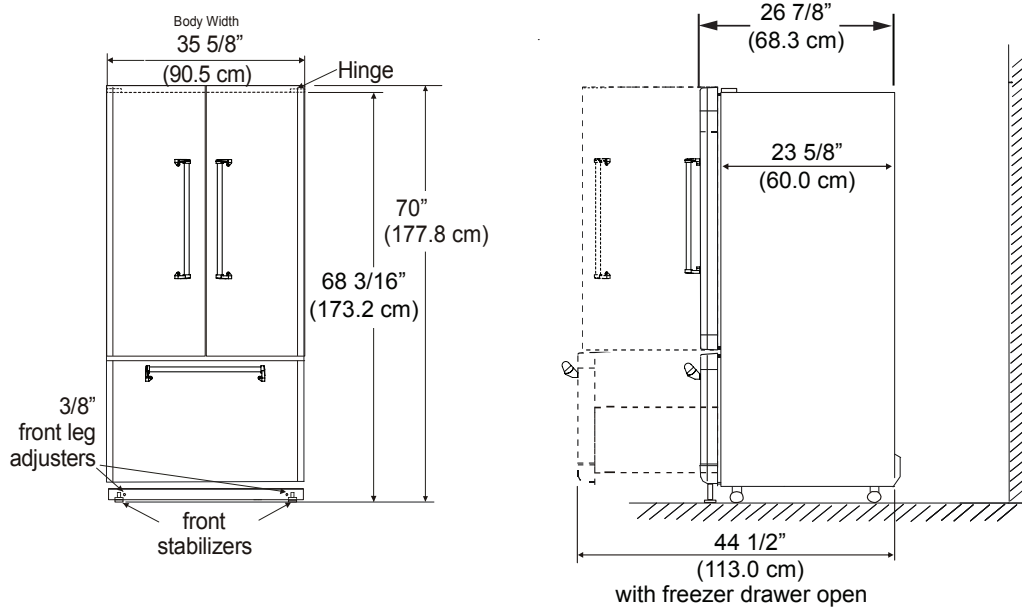


Figure 7

Location Requirements

- Choose a place that is near a grounded, non-GFCI, electrical outlet. Do Not use an extension cord or an adapter plug.
- If possible, place the refrigerator out of direct sunlight and away from the range, dishwasher, or other heat sources.
- The refrigerator must be installed on a floor that is level and strong enough to support a fully loaded refrigerator.
- Consider water supply available

Caution

DO NOT install the refrigerator where the temperature will drop below 55°F (13°C) or rise above 110°F (43°C). The compressor will not be able to maintain proper temperatures inside the refrigerator. DO NOT block the toe grille on the lower front of your refrigerator. Sufficient air circulation is essential for the proper operation of your refrigerator.

Electrical Requirements

The refrigerator must be plugged into its own dedicated 115 Volt, 60 Hz, AC-only non-GFCI electric outlet. The power cord of the appliance is equipped with a three-prong grounding plug for your protection against electrical shock hazards. It must be plugged directly

into a properly grounded three-prong receptacle. The receptacle must be installed in accordance with local codes and ordinances. Consult a qualified electrician. Do not use an extension cord or adapter plug.