

Elise

48" Dual Fuel Range

L'Elise, s'il vous plaît

"The Elise, please"

An Elegant Statement of Superior Performance

AEL48DF

Oven Features

- Over 6 cubic feet of oven space amongst 3 separate ovens maximize space and reduce energy consumption
- One extra-large 7-Mode Multi-Function™ Oven tailored to your cooking needs with Defrost, Convection, Convection Broiling, Fan Assist Bake, Conventional, Browning and Base Heat
- A second extra-large true European convection oven
- Each large oven features 3 heavy-duty stainless steel racks including a removable Telescopic shelf, runners and wire work each with 5 rack positions
- Powerful dual-element Broiler with an 8-pass, 2,300 watt broiler – ready to cook in just 5 minutes
- Glide Out Broiler System™ with Full and Half Broil mode to provide complete coverage with adjustable heights and extendable gliding tray spacious enough to cook six 6-oz steaks at once
- Distinguished brushed stainless steel control knobs give a touch of elegant detail
- Spacious storage drawer with rubber mat to protect and store cookware
- Easy Clean™ Technology with black enamel interior



Cooktop Features

- Natural Gas cooktop with 5 sealed brass burners each topped with a porcelain enamel finish cast iron flame spreader to provide superb heat distribution and retention
- One center 17,000 BTU brass burner, three 12,000 BTU brass burners and one 6,000 BTU brass burner
- Extra-large 11.75" diameter burner rated 17,000 BTUs perfect for rapid boiling, large stock pots and stir fry
- 6 interlocking matte finish cast iron grates allow for easy removal and cleaning
- Includes an 11" diameter wok ring made of semi-gloss black enamel coated cast iron to cradle a large wok (not included) on the center burner keeping the wok at the perfect height for focused heat distribution
- Extra-large two-piece interlocking center grate
- Four grates interlock above each side burner providing ample space for any pan
- LP Conversion Kit included

Cooktop Power


A: 12,000 / 2,400 BTU

B: 12,000 / 2,400 BTU

C: 17,000 / 3,400 BTU

D: 12,000 / 2,400 BTU

E: 6,000 / 1,200 BTU



Elise
by AGA

AGA Kitchen Concierge
800-525-5601

www.aga-ranges.com

Elise

48" Dual Fuel Range

L'Elise, s'il vous plaît

"The Elise, please"

An Elegant Statement of Superior Performance

AEL48DF

Technical Details

| | |
|----------------------|--|
| Circuit Breaker (A) | 40A |
| Volts (V) | 240V |
| Frequency (Hz) | 60Hz |
| Plug Type | 4 Wire |
| Power Cord Length | 48" |
| Energy Source | Electric Ovens and Gas Cooktop |
| Gas Type | Natural Gas with LP Conversion Kit included |
| Alternative Gas Type | Liquid Propane |

Dimensions & Weights

| | |
|----------------------|--|
| Appliance Dimensions | 47 ⁹ / ₁₆ " W x 28 ⁷ / ₁₆ " D x 36 ¹ / ₈ " H |
| Depth with Door Open | 46 ¹ / ₈ " |
| Weight | 357 lbs. |
| Shipping Weight | 390 lbs. |
| Package Dimensions | 49 ¹ / ₄ " W x 31" D x 46 ¹ / ₂ " H |

Accessories Included

| | |
|--------------------------|------------------------|
| 1 - Enameled broiler pan | 1 - LP Conversion Kit |
| 1 - Broiler pan insert | 1 - Storage Drawer Mat |
| 1 - Cast Iron Wok Ring | |

Warranty

1 Year Warranty, Entire Appliance, Parts and Labor

Elise
by **AGA**

General Properties

| | |
|--|---|
| Total Oven Capacity | 6 cu. ft. - All 3 Combined |
| Cooking Modes Main Cavity - Right side | Convection Bake 2.8 cu. ft. |
| Cooking Modes Second Cavity - Left side | Multi-function Oven with 7 Cooking Modes 2.8 cu. ft. |
| Cooking Modes Third Cavity - Broiler | Dual-element with 8-pass 2,300W .5 cu. ft. |
| Cleaning Type | EasyClean™ Enamel |
| Grate Type | Interlocking Matte Cast Iron |
| Controls | Knobs on fascia |
| Sealed Burners | Yes |

Oven Performance

| | |
|---------------------------|---------------------|
| Main Cavity - Right side | 2,500W |
| Second Cavity - Left side | 2,500W |
| Third Cavity - Broiler | 2,300W |
| Broiler Type | 8-pass Radiant Heat |

Cooktop Performance

| | |
|---------------------------------|----------------------------------|
| Number of Brass Burners | 5 |
| Power of Front Left Burner BTU | 12,000 BTU High 2,400 BTU Low |
| Power of Back Left Burner BTU | 12,000 BTU High 2,400 BTU Low |
| Power of Center Burner BTU | 17,000 BTU High 3,400 BTU Low |
| Power of Front Right Burner BTU | 6,000 BTU High 1,200 BTU Low |
| Power of Back Right Burner BTU | 12,000 BTU High 2,400 BTU Low |



AGA Kitchen Concierge
800-525-5601

www.aga-ranges.com

Elise

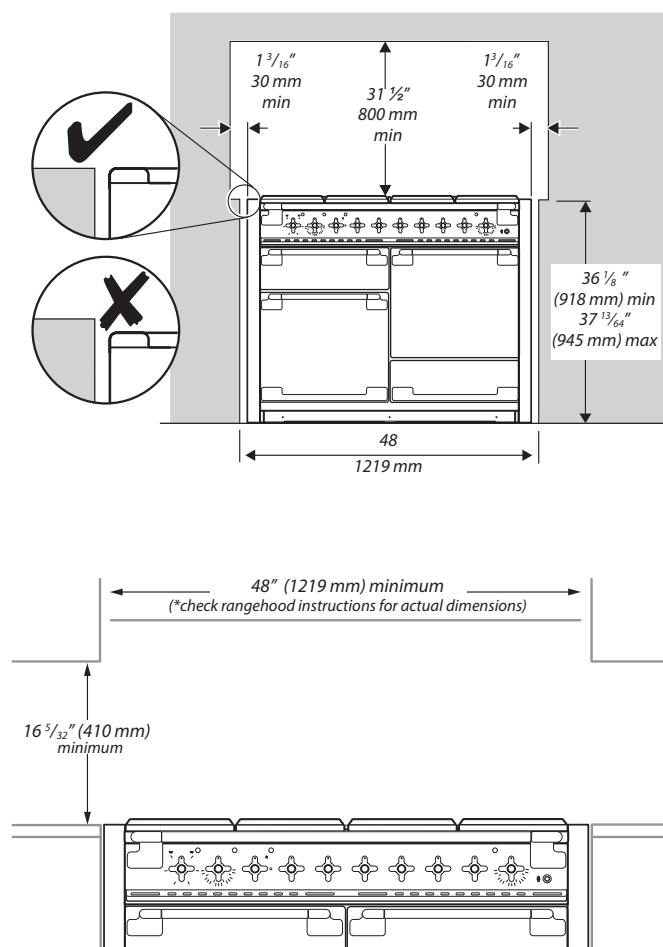
48" Dual Fuel Range

L'Elise, s'il vous plaît

"The Elise, please"

An Elegant Statement of Superior Performance


AEL48DF




Gloss Black



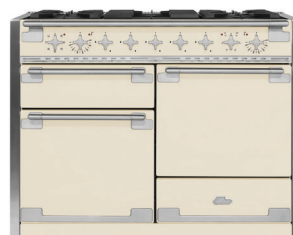
Matte Black



Scarlet



White



Ivory



Stainless Steel

Ordering Details

Model

| | |
|-------------|-----------------|
| AEL48DF-BLK | Gloss Black |
| AEL48DF-MBL | Matte Black |
| AEL48DF-WHT | White |
| AEL48DF-SCR | Scarlet |
| AEL48DF-IVY | Ivory |
| AEL48DF-SS | Stainless Steel |

Elise
by AGA

AGA Kitchen Concierge
800-525-5601

www.aga-ranges.com