

424G/S



FEATURES

Two independent temperature zones hold reds and whites at proper serving temperature

UV-resistant glass door protects against premature wine aging

Shelves store 750 ml bottles, half bottles and magnums

Discreet interior lighting

Smooth roller-glide shelves for access without agitating wine

Rigorously tested in our U.S. manufacturing facilities to ensure at least 20 years of heavy use

Exceptional 24/7 support from our Customer Care team based in Madison, Wisconsin and just footsteps from our factory

Illuminated touch control panel

Star-K compliant with installation of a harness kit.


ACCESSORIES

Door lock

Solid overlay door

Stainless steel pro handles

Accessories are available through an authorized Sub-Zero dealer. For local dealer information, visit subzero-wolf.com/locator.



HANDLE OPTIONS

PRO



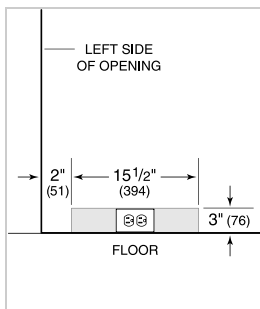
TUBULAR



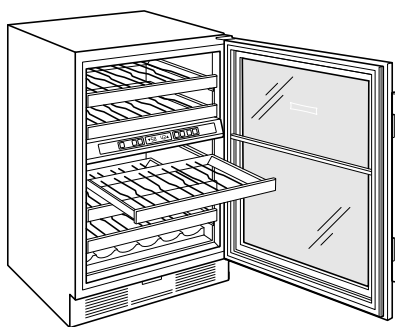
PRODUCT SPECIFICATIONS

Model	424G/S
Dimensions	23 7/8"W x 34"H x 24"D
Door Clearance	25 3/8"
Weight	195 lb
Electrical Supply	115 VAC, 60 Hz
Electrical Service	15 amp dedicated circuit

ELECTRICAL

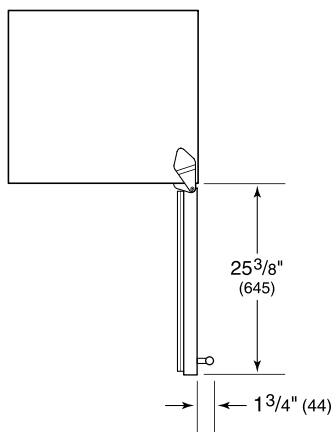
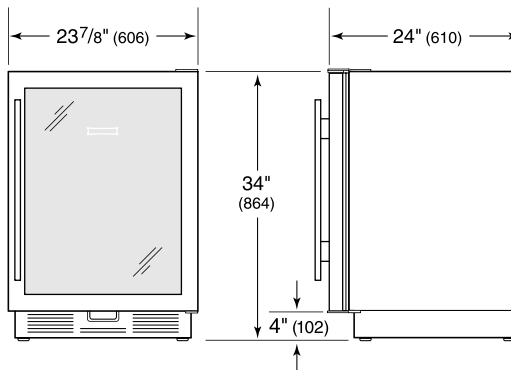


INTERIOR VIEW



This illustration is intended for interior reference only and may not represent the exterior of the model being specified.

DIMENSIONS



STANDARD INSTALLATION

