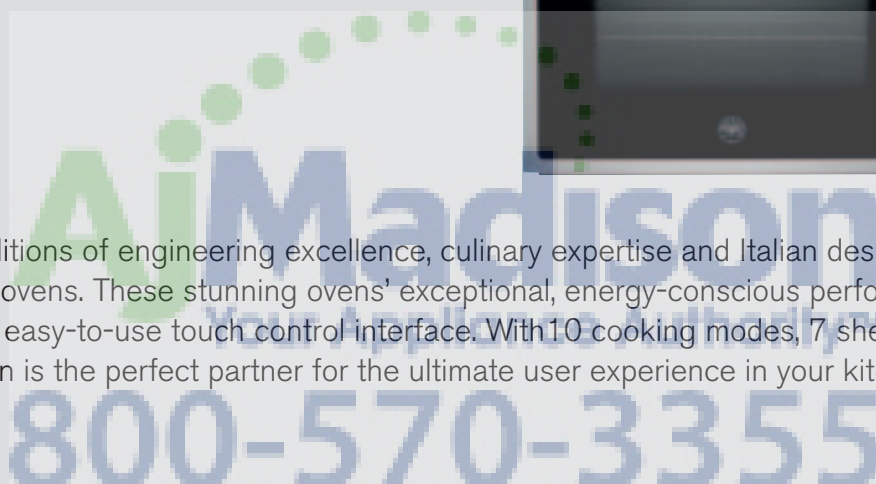


# BERTAZZONI DESIGN SERIES

## 30" SINGLE AND DOUBLE OVEN XE




  
**800-570-3355**

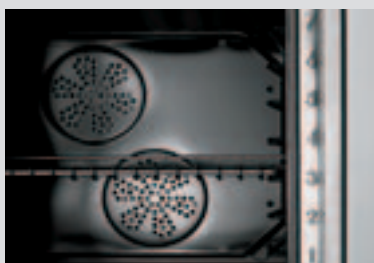
The Bertazzoni traditions of engineering excellence, culinary expertise and Italian design come alive in the Design Series wall ovens. These stunning ovens' exceptional, energy-conscious performance is enhanced by the intuitive and easy-to-use touch control interface. With 10 cooking modes, 7 shelf positions, the new Bertazzoni wall oven is the perfect partner for the ultimate user experience in your kitchen.

### LCD TOUCH INTERFACE

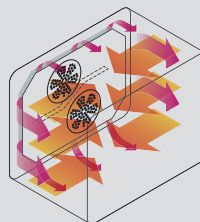


The intuitive interface with touch controls and a clear graphic display turns the oven into the perfect partner to your cooking skills.

### DUAL DIAGONAL CONVECTION



Two large-blades fans positioned on the diagonal axis, a baffle and subsidiary air vents at the top and bottom of the oven cavity provide balanced airflow and even heat distribution.



### METAL HANDLE



The sophisticated flush stainless steel and glass oven door design is enhanced by the ergonomic black metal handle, which naturally blends into the glass door.



THE INTEGRATED KITCHEN

# BERTAZZONI DESIGN SERIES 30" SINGLE AND DOUBLE OVEN XE

## Single Oven 30 F30 CON XE

Features	
Interface	high resolution LCD display
Controls	touch
Door Hinge	soft motion
Handle	metal
Oven door	quadruple glass
Full extension telescopic slide shelf	1
Steel shelf	1
Food probe	-
Cooking modes	10
Assistant	-
Self-Clean	standard and eco
Rack level per cavity	7
Convection system	dual diagonal fans
Convection powered cavities	1

Dimensions	Outer Dim.	Cut-out Dim.
Width	29 <sup>3</sup> / <sub>16</sub> "	28 <sup>1</sup> / <sub>2</sub> "
Height	28 <sup>7</sup> / <sub>16</sub> "	28 <sup>1</sup> / <sub>4</sub> "
Depth	21 <sup>5</sup> / <sub>8</sub> "	23"
Oven door open depth	22 <sup>7</sup> / <sub>8</sub> "	n/a

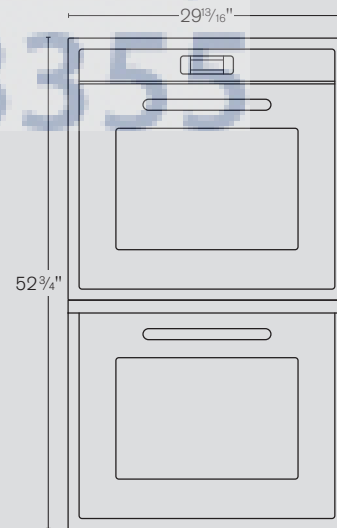
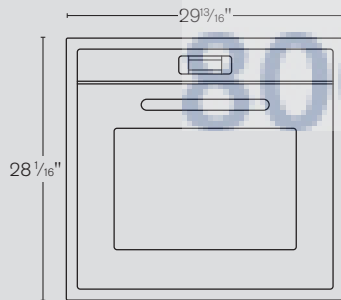
Technical specifications	
Oven cavity volume	4.1 ft <sup>3</sup>
Electrical requirements	208-240V/60Hz
Bake element power	2100W
Broil element power	3400W
Convection elements power	2x1650W
Total AMP max	30 A
Certification	CSA
Warranty	2 years parts and labor

## Double Oven 30 FD30 CON XE

Features	
Interface	high resolution LCD display
Controls	touch
Door Hinge	soft motion
Handle	metal
Oven door	quadruple glass
Full extension telescopic slide shelf	2
Steel shelf	2
Food probe	-
Cooking modes	10
Assistant	-
Self-Clean	standard and eco
Rack levels per cavity	7
Convection system	dual diagonal fans
Convection powered cavities	2

Dimensions	Outer Dim.	Cut-out Dim.
Width	29 <sup>3</sup> / <sub>16</sub> "	28 <sup>1</sup> / <sub>2</sub> "
Height	52 <sup>3</sup> / <sub>4</sub> "	53"
Depth	21 <sup>5</sup> / <sub>8</sub> "	23"
Oven door open depth	22 <sup>7</sup> / <sub>8</sub> "	n/a


Technical specifications	
Oven cavity volume	4.1 ft <sup>3</sup>
Electrical requirements	208-240V/60Hz
Bake element power	2100W
Broil element power	3400W
Convection element power	2x1650W
Total AMP max	30 A
Certification	CSA
Warranty	2 years parts and labor



## COOKING MODES



CONVECTION



BROILER



CONVECTION  
BROILER




CONVECTION  
BAKE




BAKE



TURBO



DEHYDRATION/  
DEFROSTING



PROOFING



WARMING/  
SABBATH MODE



SELF-CLEAN