

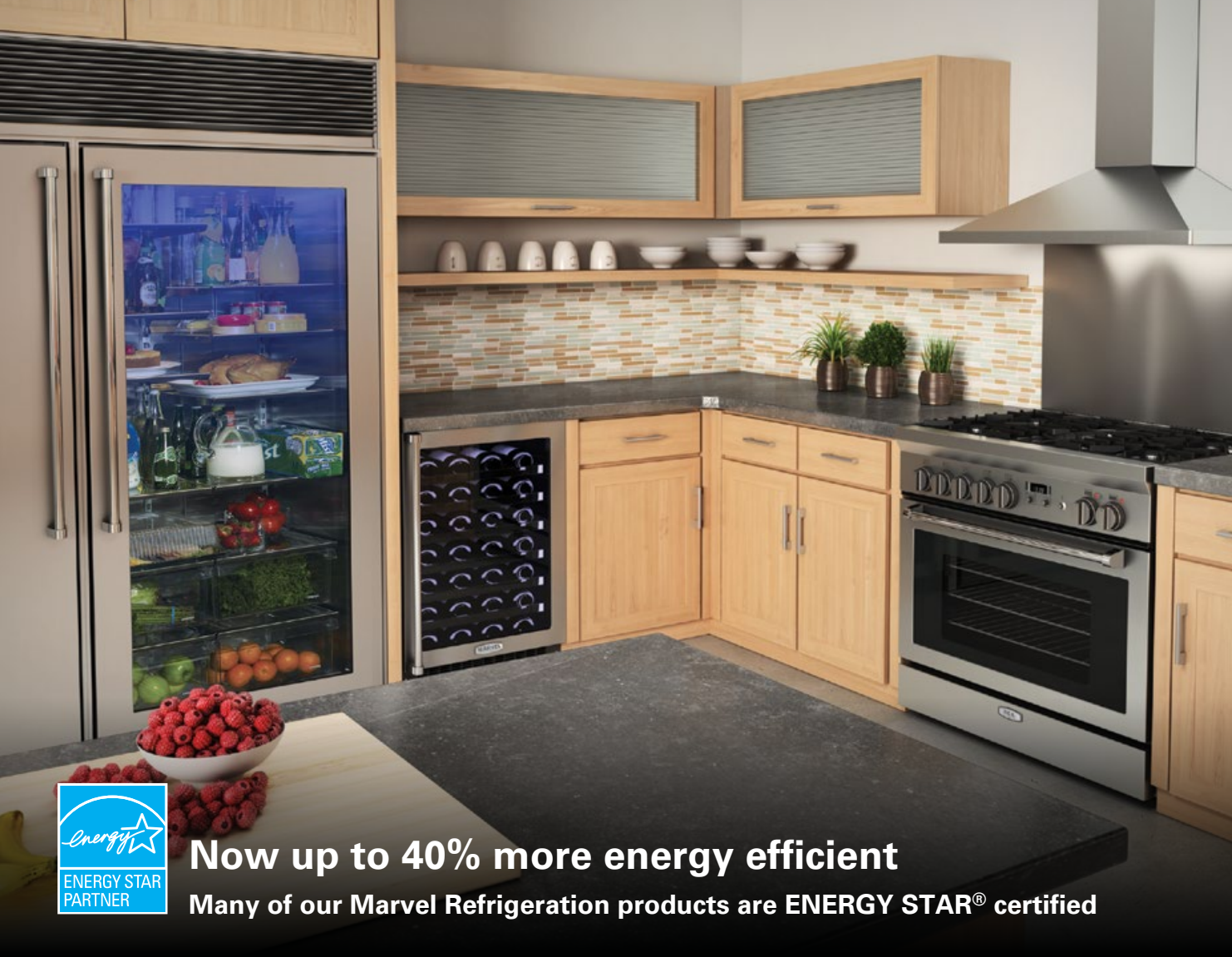


MARVEL

It's All in the Luxury Details

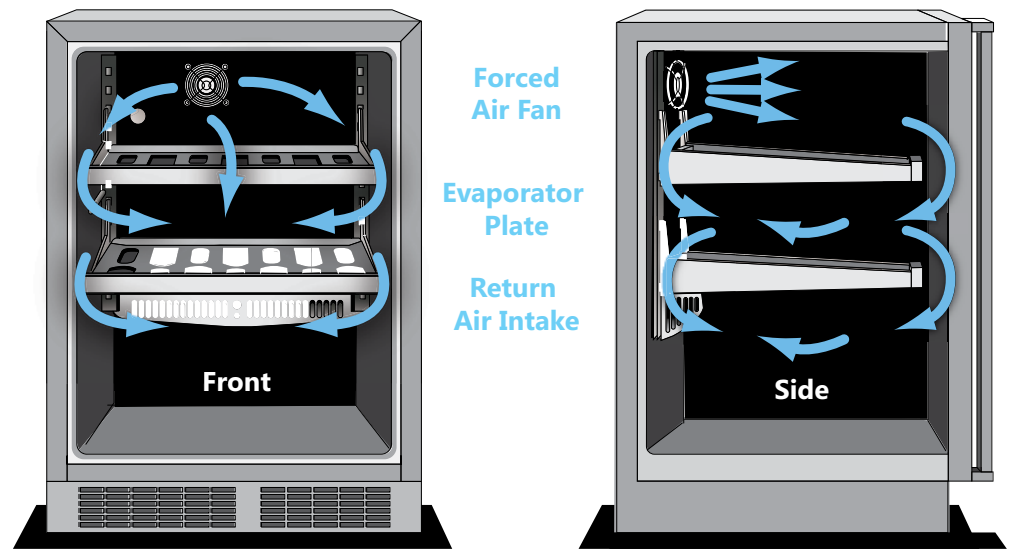
The smarter way to
LIVE FRESH





Now up to 40% more energy efficient
 Many of our Marvel Refrigeration products are ENERGY STAR® certified

Cools up to 3X Faster Than Competing Models



Dynamic Cooling Technology™ delivers rapid cool down and the industry's best temperature stability

The distinctive Marvel design features a thermal-efficient cabinet and door combined with Dynamic Cooling Technology™ for the most precise temperature stability, faster cooling times and speedy temperature recovery even with high frequency.

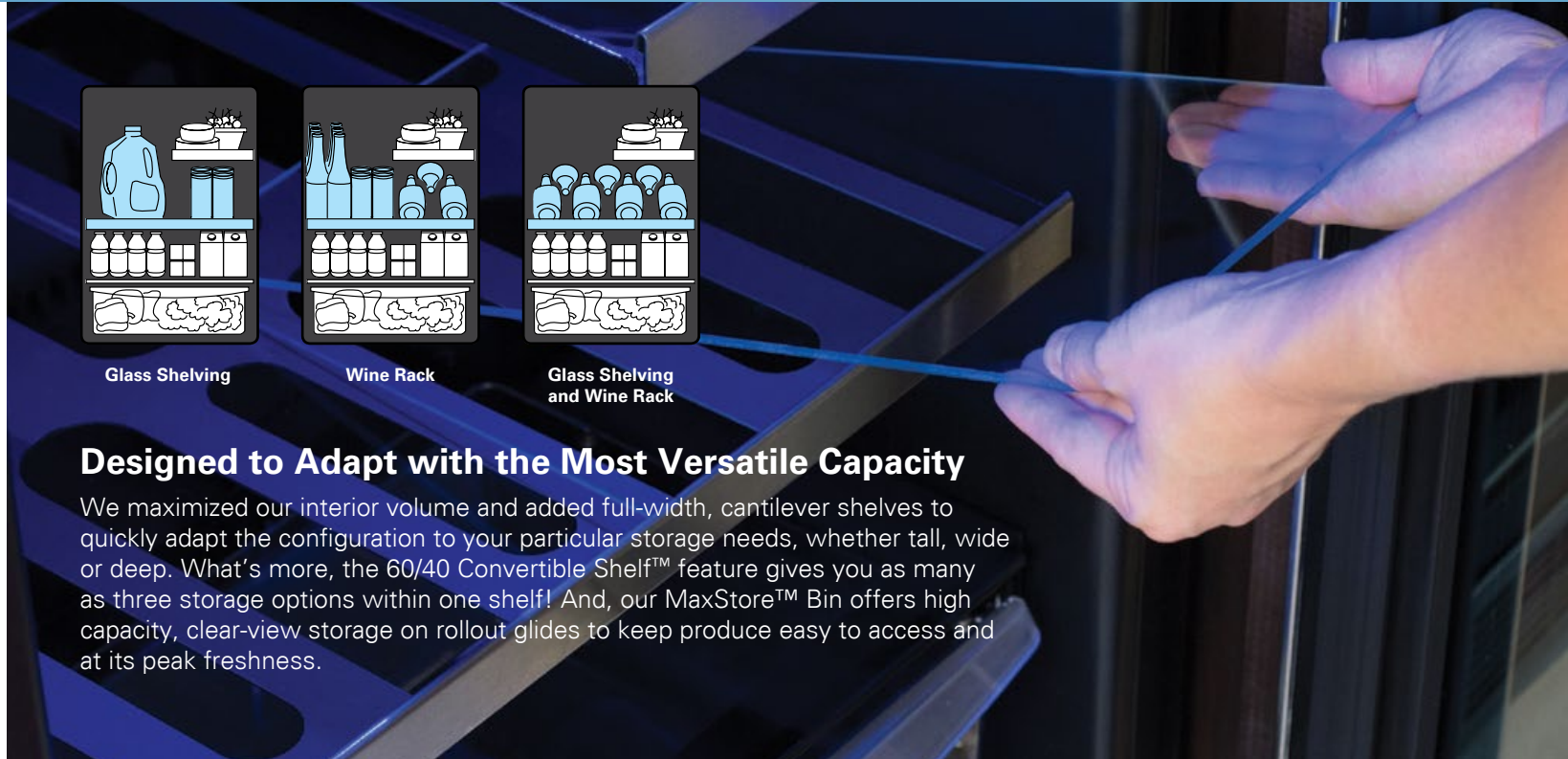
THE MARVEL ADVANTAGE



Close Door Assist™
 The Close Door Assist™ is designed into our hinge system, automatically drawing the door to a gentle close when it is accidentally left ajar to protect your food and energy consumption. It also prevents the door from swinging into cabinetry.



Soft-Close Integrated Hinge
 All Marvel Professional models and Marvel panel-overlay models are specially designed with a soft-close integrated hinge, allowing for truly integrated, zero clearance fit to blend with your kitchenscape. Plus, overlay panels are a breeze to install, no kit required.



Designed to Adapt with the Most Versatile Capacity

We maximized our interior volume and added full-width, cantilever shelves to quickly adapt the configuration to your particular storage needs, whether tall, wide or deep. What's more, the 60/40 Convertible Shelf™ feature gives you as many as three storage options within one shelf! And, our MaxStore™ Bin offers high capacity, clear-view storage on rollout glides to keep produce easy to access and at its peak freshness.

High-Efficiency
Wine Cellars

2X
UP TO

**MORE
EFFICIENT**
THAN COMPETITORS



A Smarter Appliance

Intuitive touch-panel LED controls are what make Marvel models more clever than the rest. The electronic interface of the exclusive Marvel Intuit™ Integrated Control is simple to operate and positioned in the top of the door for easy reach, allowing you to check the actual cabinet temperature in real-time or change settings without opening the door. Enjoy other intelligent features like a vacation mode, two-stage interior light control and more.

IT'S ALL IN THE LUXURY DETAILS



Designer Details

Experience the difference quality craftsmanship makes in the elegant styling, smart design and infallible durability, built into each unit. We know the quality of the whole is in the sum of its parts, and we leave no detail overlooked.



Quieter Than Ever Before

This new generation Marvel line is by far our quietest thanks to proprietary design enhancements to buffer and minimize sound.

Door Alarm

Signals when the door is left ajar for more than 5 minutes

Power Loss Alarm

Notifies when power goes out to ensure optimum food safety

Vacation/Sabbath Mode

Reduces energy consumption during no or low usage periods

Sleep/Wake Mode

Conserves energy on the controls display

Interior Display Lighting

Touch once for full illumination, twice for softer lighting and three times for no light

Power On/Off

Enables refrigeration system and displays cabinet temperature

Control Lockout

Controls can be locked to avoid unintentional changes

System Indicator

Confirms the unit is at the temperature set point

Fahrenheit to Celsius Display

Set to your preferred temperature measurement and toggle between the two



MORE OF WHAT MATTERS MOST



Long-Lasting **FRESHNESS**

The Way Nature Intended

TABLE OF CONTENTS

Navigate to a product page
by clicking the links below

Marvel Professional Collection	4
Beverage Centers.	6
Refrigerators	12
Freezer	16
Wine Cellars	18
Ice Machines	22
Marvel Collection	24
Beverage Centers.	26
Refrigerators	31
Refrigerator Freezer	38
Freezer	40
Wine Cellars	42
Ice Machines	54
Beer Dispensers	56
Marvel Low Profile Collection	58
Beverage Centers.	60
Refrigerators	62
Ice Machines	64
Marvel Outdoor Collection	66
Refrigerator Freezer Ice Maker	68
Beverage Centers.	70
Refrigerators	72
Beer Dispensers	74
Ice Machines	76
24" Stacking Kits	78
General Accessories	79
Specifications	80
About Marvel Refrigeration	86
History of Marvel Refrigeration	87





Built-in and Mobile
Plus ADA Height Options



Black
Smooth
Finish



Professional
Styling



Outdoor
Certified
Models

- KITCHEN
- DINING ROOM
- WET BAR
- MAN CAVE
- PATIO
- GARAGE
- THEATER ROOM
- EXERCISE ROOM
- OFFICE
- BEDROOM
- BATHROOM
- AND MORE


MORE DESIGN OPTIONS. MORE CONVENIENT PLACES.



Solid Overlay
Panel Ready
Models



Framed Glass
Overlay Panel
Ready Models



15" and 24" Models
Solid and Framed
Glass Door Options




Get a true built-in look

without the installation headaches

Installing your custom panel door and handle is a breeze with Marvel Overlay Panel models. Equipped with soft-close integrated hinges, these panel-ready collections allow for a fully integrated built-in installation to blend seamlessly with cabinetry – no complicated kits or additional parts required.

Soft-close integrated hinge



Easy installation — No kits or extra parts necessary



Beautifully seamless presentation



Model ML24RAP3RP shown, see page 36 for details

MARVEL PROFESSIONAL

Luxury-grade quality you can feel

Sturdy Pro-Style Handles



Soft Blue Theater-Style Lighting



Soft-Close Integrated Hinge



Stainless-Steel Shelf Fronts



You can feel the craftsmanship in fully extendable, smooth ball-bearing roller glides, sturdy stainless-steel door handles and soft-close integrated door hinge system. It's calibrated into the state-of-the-art Marvel Intuit™ integrated controls and evident in the strong, enduring mechanics.

You can see the impeccable fit and lustrous finish that merges seamlessly with cabinetry, as if both were inspired from one like design. You can taste the difference in the way Marvel preserves the pure, perfectly chilled flavor of food, wine and beverages. And, its quiet cooling technology honors the calm hush of your kitchen on a still night.

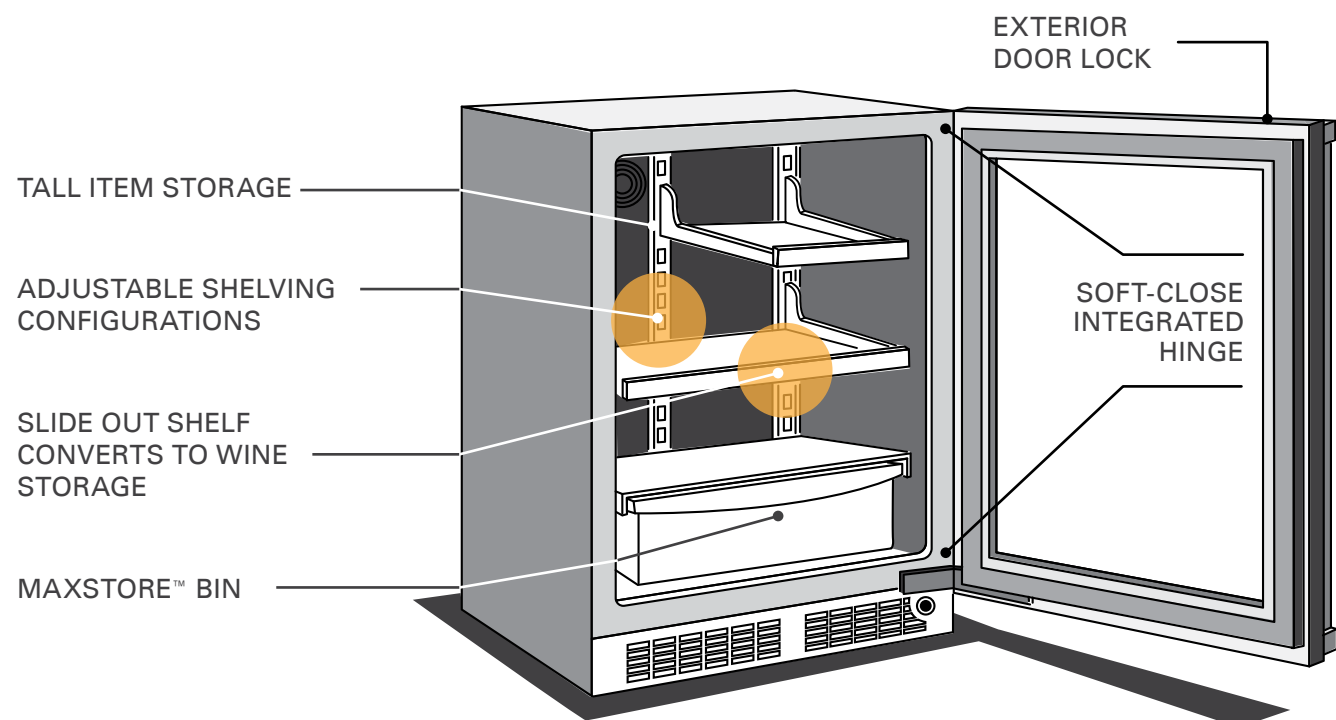
This is the Marvel Professional difference.



24" Marvel Professional Beverage Refrigerator with MaxStore™ Bin

Model #MP24BR

A refrigerator, beverage center and wine cellar in one elegant package—our most popular model!



Performance

- Dynamic Cooling Technology™ delivers the industry's best temperature stability and rapid cool down, tested and proven to cool nearly 2x faster than competitors
- Thermal-efficient cabinet ensures optimum food preservation and energy efficiency while maximizing capacity
- Argon-filled, UV-resistant tinted dual pane glass door protects contents from damaging ultraviolet light, while conserving energy
- Now even quieter operation thanks to exclusive design enhancements to buffer and minimize sound

Storage Capabilities

- 3-in-1 Slide-Out Convertible Shelf™ features removable glass pane with wine rack option to store beverages, food, or wine
- 5.5 cu. ft. capacity, stores 20 wine bottles total (7 flat) and up to (162) 12-oz cans
- Tall item storage: half-width interior shelf allows for high-clearance vertical storage
- MaxStore™ smooth-glide clear bin organizes loose, bulky items; capable of storing 15 lbs of produce, 4 wine bottles or 22 cans
- Cantilevered, fully adjustable glass shelving system with stainless fronts

Touchscreen Controls

- With over 10 functions, Marvel Intuit™ Integrated Controls allow you to select a precise cabinet temperature from 34° F to 42° F
- Vacation/Sabbath mode conserves energy during times when the unit is not in use and complies with Star-K requirements
- For expanded information on all functions, open the gatefold at the beginning of this catalog

Aesthetics

- Soft-close integrated hinge provides a seamless zero clearance installation and a smooth gentle close
- Professional styling: stainless-steel framed glass door, sturdy full-length handle, sleek stainless-steel shelf fronts and 4" stainless-steel toe kick
- Two-stage, soft blue theater-style LED lighting and sophisticated midnight black interior
- Finish options: stainless steel or overlay (panel ready)

Additional Convenience

- Close Door Assist System™ gently and automatically draws door to a close, ensuring door is never accidentally left ajar
- Door lock provides added safety and security
- Height adjustment up to 1" with leveling legs
- 3-year parts and labor warranty, 5-year sealed system parts warranty

Ordering Options

Stainless Frame, Glass Door with Lock, Integrated Right Hinge, Professional Handle	MP24BRG3RS
Stainless Frame, Glass Door with Lock, Integrated Left Hinge, Professional Handle	MP24BRG3LS
Panel-Ready Framed Glass Door with Lock, Integrated Right Hinge (Handle Not Included)*	MP24BRF3RP
Panel-Ready Framed Glass Door with Lock, Integrated Left Hinge (Handle Not Included)*	MP24BRF3LP

*Easy installation! No panel kit required. Consult your cabinet maker for overlay panel and handle options.



3-IN-1 SLIDE OUT CONVERTIBLE SHELF



Beverages

Food

Wine

LIVE MARVELOUSLY TIP

Make hosting parties a breeze without stressing over where to store the extra food and drinks. Capable of storing a combination of extra-large food platters, wine bottles, 12-oz cans, 2-L bottles, 6-packs and more, Marvel offers plenty of solutions to make you the host with the most.



24" Marvel Professional Beverage Center with 3-in-1 Convertible Shelves and Display Wine Rack

Model # MP24BCG3

Dynamic food, beverage, and wine storage



Performance

- Dynamic Cooling Technology™ delivers the industry's best temperature stability and rapid cool down, tested and proven to cool nearly 2x faster than competitors
- Thermal-efficient cabinet ensures optimum food preservation and energy efficiency while maximizing capacity
- Argon-filled, UV-resistant tinted dual pane glass door protects contents from damaging ultraviolet light, while conserving energy
- Now even quieter operation thanks to exclusive design enhancements to buffer and minimize sound

Storage Capabilities

- 5.3 cu. ft. capacity, stores 19 wine bottles total (14 flat, 5 cradled) and holds (108) 12-oz cans
- (2) 3-in-1 Slide-Out Convertible Shelves™ feature removable glass pane with wine rack option to store beverages, food or wine
- Display wine rack glides out for easy access and holds 5 wine bottles, including magnum sizes
- Cantilevered, fully adjustable glass shelving system with stainless-steel shelf fronts

Touchscreen Controls

- With over 10 functions, Marvel Intuit™ Integrated Controls allow you to select a precise cabinet temperature from 34° F to 42° F
- Vacation/Sabbath mode conserves energy during times when the unit is not in use and complies with Star-K requirements
- For expanded information on all functions, open the gatefold at the beginning of this catalog

Aesthetics

- Soft-close integrated hinge provides a seamless zero clearance installation and a smooth gentle close
- Professional styling: stainless-steel framed glass door, sturdy full-length handle, sleek stainless-steel shelf fronts and 4" stainless-steel toe kick
- Two-stage, soft blue theater-style LED lighting and sophisticated midnight black interior
- Finish options: stainless steel or overlay (panel ready)

Additional Convenience

- Close Door Assist System™ gently and automatically draws door to a close, ensuring door is never left ajar
- Door lock provides added safety and security
- Height adjustment up to 1" with leveling legs
- 3-year parts and labor warranty, 5-year sealed system parts warranty

Ordering Options


Stainless Frame, Glass Door with Lock, Integrated Right Hinge, Professional Handle	MP24BCG3RS
Stainless Frame, Glass Door with Lock, Integrated Left Hinge, Professional Handle	MP24BCG3LS
Panel-Ready Framed Glass Door with Lock, Integrated Right Hinge (Handle Not Included)*	MP24BCF3RP
Panel-Ready Framed Glass Door with Lock, Integrated Left Hinge (Handle Not Included)*	MP24BCF3LP

*Easy installation! No panel kit required. Consult your cabinet maker for overlay panel and handle options.




3-IN-1 SLIDE OUT CONVERTIBLE SHELVES


Beverages



Food



Wine



15" Marvel Professional Beverage Center

Model # MP15BC

A compact size capable of storing nearly three 12-packs!



LIVE MARVELOUSLY TIP

Even mild dehydration can impact your focus and energy throughout the day. Keep hydrated with a fully stocked Marvel Professional Beverage Center with water, juice and other refreshing beverages to have on hand in a pinch.

Performance

- Dynamic Cooling Technology™ delivers the industry's best temperature stability and rapid cool down, tested and proven to cool nearly 2x faster than competitors
- Thermal-efficient cabinet ensures optimum food preservation and energy efficiency while maximizing capacity
- Argon-filled, UV-resistant tinted dual pane glass door protects contents from damaging ultraviolet light, while conserving energy
- Now even quieter operation thanks to exclusive design enhancements to buffer and minimize sound

Storage Capabilities

- 2.7 cu. ft. capacity, stores up to (35) 12-oz cans and/or 5 wine bottles
- Cantilevered, fully adjustable shelving system with two cantilevered, full-width steel-framed glass shelves
- Stainless-steel shelf fronts

Touchscreen Controls

- With over 10 functions, Marvel Intuit™ Integrated Controls allow you to select a precise cabinet temperature from 34° F to 42° F
- Vacation/Sabbath mode conserves energy during times when the unit is not in use and complies with Star-K requirements
- For expanded information on all functions, open the gatefold at the beginning of this catalog

Aesthetics

- Soft-close integrated hinge provides a seamless zero clearance installation and a smooth, gentle close
- Professional styling: stainless-steel framed glass door, sturdy full-length handle, sleek stainless shelf fronts and 4" stainless-steel toe kick
- Two-stage, soft blue theater-style LED lighting and sophisticated midnight black interior
- Finish options: stainless steel or overlay (panel ready)

Additional Convenience

- Close Door Assist System™ gently and automatically draws door to a close, ensuring door is never accidentally left ajar
- Door lock provides added safety and security
- Height adjustment up to 1" with leveling legs
- Filler kit available for 18" wide opening (see page 79)
- 3-year parts and labor warranty, 5-year sealed system parts warranty

Ordering Options

Stainless Frame, Glass Door with Lock, Integrated Right Hinge, Professional Handle	MP15BCG3RS
Stainless Frame, Glass Door with Lock, Integrated Left Hinge, Professional Handle	MP15BCG3LS
Panel-Ready Framed Glass Door with Lock, Integrated Right Hinge (Handle Not Included)*	MP15BCF3RP
Panel-Ready Framed Glass Door with Lock, Integrated Left Hinge (Handle Not Included)*	MP15BCF3LP

*Easy installation! No panel kit required. Consult your cabinet maker for overlay panel and handle options.





24" Marvel Professional All Refrigerator with MaxStore™ Bin

Model # MP24RAS3



Performance

- Dynamic Cooling Technology™ delivers the industry's best temperature stability and rapid cool down, tested and proven to cool nearly 2x faster than competitors
- Thermal-efficient cabinet ensures optimum food preservation and energy efficiency while maximizing capacity
- Now even quieter operation thanks to exclusive design enhancements to buffer and minimize sound

Storage Capabilities

- 5.1 cu. ft. capacity, stores up to (115) 12-oz cans
- MaxStore™ smooth-glide clear bin organizes loose, bulky items; capable of storing 15 lbs of produce, 4 wine bottles or 22 cans
- Tall item storage: half-width interior shelf and extra door storage allows for high-clearance vertical storage
- Also includes (1) full-width smooth glide stainless-steel shelf, (1) half-width cantilevered, fully adjustable stainless-steel shelf and (1) fixed stainless-steel-framed glass shelf

Touchscreen Controls

- With over 10 functions, Marvel Intuit™ Integrated Controls allow you to select a precise cabinet temperature from 34° F to 42° F
- Vacation/Sabbath mode conserves energy during times when the unit is not in use and complies with Star-K requirements
- For expanded information on all functions, open the gatefold at the beginning of this catalog

Aesthetics

- Soft-close integrated hinge provides a seamless zero clearance installation and a smooth, gentle close
- Professional styling: stainless steel door, sturdy full-length handle, sleek stainless-steel shelf fronts and 4" stainless-steel toe kick
- Pristine arctic white interior easily wipes clean and efficient white LED lighting illuminates interior for better viewing
- Finish: stainless steel

Additional Convenience

- Close Door Assist System™ gently and automatically draws door to a close, ensuring door is never accidentally left ajar
- Door lock provides added safety and security
- Height adjustment up to 1" with leveling legs
- 3-year parts and labor warranty, 5-year sealed system parts warranty

Ordering Options

Solid Stainless-Steel Door with Lock, Integrated Right Hinge, Professional Handle	MP24RAS3RS
Solid Stainless-Steel Door with Lock, Integrated Left Hinge, Professional Handle	MP24RAS3LS

Multi-faceted storage for tall items, bottles, fresh produce and more



MAXSTORE™ BIN CAN STORE 15 LBS OF PRODUCE

OR



HOLDS 4 WINE BOTTLES

OR



FITS (22) 12-OZ CANS



LIVE MARVELOUSLY TIP

Store even the largest of party platters in the Marvel All Refrigerator. Its generous depth can hold even extra-large serving dishes and platters.





24" Marvel Professional Refrigerated Drawers

Model # MP24RD



Maximum storage capacity within easy reach



Performance

- Dynamic Cooling Technology™ delivers the industry's best temperature stability and rapid cool down, tested and proven to cool nearly 2x faster than competitors
- Interior durably constructed from stainless steel, the most hygienic, easy-to-clean and stain-resistant of materials
- Insulated thermal-efficient cabinet and drawer fronts ensure optimum efficiency and preservation
- Now even quieter operation thanks to exclusive design enhancements to buffer and minimize sound

Storage Capabilities

- 5.0 cu. ft. capacity, stores up to (108) 12-oz cans in two large-capacity smooth-glide drawers

Touchscreen Controls

- With over 10 functions, Marvel Intuit™ Integrated Controls allow you to select a precise cabinet temperature from 34° F to 42° F
- Vacation/Sabbath mode conserves energy during times when the unit is not in use and complies with Star-K requirements
- For expanded information on all functions, open the gatefold at the beginning of this catalog

Aesthetics

- Specially designed for a truly flush, zero clearance fit with adjoining cabinetry
- Professional styling: sleek stainless-steel drawers, sturdy full-length handles and 4" adjustable stainless-steel toe kick
- Efficient white LED lighting brightly illuminates interior
- Finish options: stainless steel or overlay (panel ready)

Additional Convenience

- Close Door Assist System™ gently and automatically brings drawers to a close, ensuring they're never ajar
- Lock provides added safety and security for both drawers
- Height adjustment up to 1" with leveling legs
- 3-year parts and labor warranty, 5-year sealed system parts warranty

Ordering Options

Solid Stainless-Steel Drawer Fronts with Lock, Professional Handle	MP24RDS2NS
Panel-Ready Solid Overlay Drawer Fronts with Lock (Handle Not Included)*	MP24RDP2NP


*Easy installation! No panel kit required. Consult your cabinet maker for overlay panel and handle options.

Stores up to 108 12-OZ CANS



LIVE MARVELOUSLY TIP

Help kids make better snack choices by keeping juice boxes and portioned fruit, vegetables, yogurt and other healthy foods within easy reach in Marvel Professional Undercounter Drawers.





24" Marvel Professional All Freezer

Model # MP24FA



Stores 200 lbs of frozen goods!



Performance

- Dynamic Cooling Technology™ delivers rapid cool down, frost-free operation and the industry's best temperature stability
- Insulated thermal-efficient cabinet and drawer fronts ensure optimum efficiency and preservation
- Now even quieter operation thanks to exclusive design enhancements to buffer and minimize sound

Storage Capabilities

- Keep bulky items organized and within easy reach with commercial-grade chrome wire bins on the fully extendable Smooth Glide System™
- Three commercial-grade chrome wire freezer baskets are tested to hold up to 200 lbs of frozen goods
- 4.6 total cubic feet of food storage

Touchscreen Controls

- With over 10 functions, Marvel Intuit™ Integrated Controls allow you to select a precise cabinet temperature from -10° F to 10° F
- Vacation/Sabbath mode conserves energy during times when the unit is not in use and complies with Star-K requirements
- For expanded information on all functions, open the gatefold at the beginning of this catalog

Aesthetics

- Soft-close integrated hinge provides a seamless zero clearance installation and a smooth, gentle close
- Professional styling: stainless steel door, sturdy full-length handle, sleek chrome baskets and 4" stainless-steel toe kick
- Pristine arctic white interior is easy to wipe clean, even in the corners
- Efficient white LED lighting brightly illuminates interior for better viewing of contents
- Finish options: stainless steel or overlay (panel ready)

Additional Convenience

- Close Door Assist System™ gently and automatically draws door to a close, ensuring door is never accidentally left ajar
- Door lock provides added safety and security
- Height adjustment up to 1" with leveling legs
- 3-year parts and labor warranty, 5-year sealed system parts warranty

Ordering Options

Solid Stainless-Steel Door with Lock, Integrated Right Hinge, Professional Handle	MP24FAS3RS
Solid Stainless-Steel Door with Lock, Integrated Left Hinge, Professional Handle	MP24FAS3LS
Panel-Ready Solid Overlay Door with Lock, Integrated Right Hinge (Handle Not Included)*	MP24FAP3RP
Panel-Ready Solid Overlay Door with Lock, Integrated Left Hinge (Handle Not Included)*	MP24FAP3LP

*Easy installation! No panel kit required. Consult your cabinet maker for overlay panel and handle options.



LIVE MARVELOUSLY TIP

Perfect for frozen meats and desserts, make-ahead freezer meals, frosty mugs and more, Marvel Undercounter Freezers give you more freezer storage capacity, all within the convenience of your kitchen. No more trips to the garage or the basement to access a hard-to-reach chest freezer.



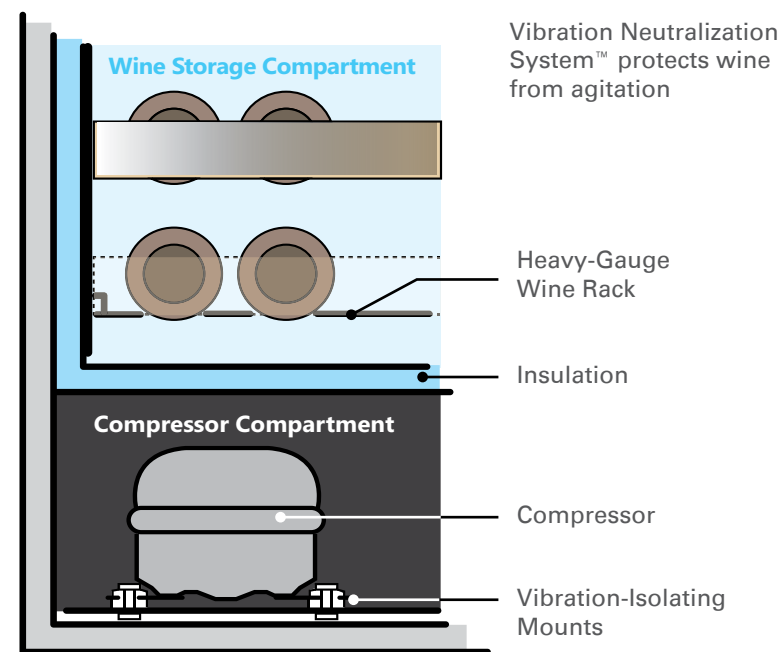


24" Marvel Professional High-Efficiency Dual Zone Wine Cellar

Model # MP24WD

Engineered to target the 5 critical principles of proper wine storage

-  **True Dual Zone**
-  **Ultimate Temperature Control**
-  **Neutralizes Vibrations**
-  **Protects Against Light**
-  **Properly Canted to Keep Corks Moist**



Performance

- Dynamic Cooling Technology™ delivers the industry's best temperature stability and rapid cool down, safely bringing wine to temperature without compromising integrity
- Two independently monitored zones store your wine collection at separate temperatures
- Vibration Neutralization System™ protects wine from agitation, allowing it to come to full maturation
- Heavy-gauge wine racks are shaped to safely cradle each wine bottle
- Full-extension ball bearing smooth-glide shelf system prevents jarring
- Thermal-efficient cabinet ensures optimum preservation and energy efficiency while maximizing capacity
- Argon-filled, UV-resistant tinted dual pane glass door protects contents from damaging ultraviolet light, while conserving energy
- Now even quieter operation thanks to exclusive design enhancements to buffer and minimize sound

Storage Capabilities

- 4.9 cu. ft. capacity, stores 40 bottles of wine total
 - Upper zone includes (3) 8-bottle smooth-glide full wine racks
 - Lower zone includes (1) 8-bottle smooth-glide full wine rack and (2) 4-bottle smooth-glide half-depth wine racks

Touchscreen Controls

- With over 10 functions, Marvel Intuit™ Integrated Controls allow you to select a precise cabinet temperature from 45° F to 55° F in the lower zone and 55° F to 62° F in the upper zone
- Vacation/Sabbath mode conserves energy during times when the unit is not in use and complies with Star-K requirements
- For expanded information on all functions, open the gatefold at the beginning of this catalog

Aesthetics

- Soft-close integrated hinge provides a seamless zero clearance installation and a smooth, gentle close
- Professional styling: stainless-steel framed glass door, sturdy full-length handle, sleek stainless-steel shelf fronts and 4" adjustable stainless-steel toe kick
- Finish options: stainless steel or overlay (panel ready)

Additional Convenience

- Close Door Assist System™ gently and automatically draws door to a close, ensuring door is never accidentally left ajar
- Door lock provides added safety and security
- Height adjustment up to 1" with leveling legs
- 3-year parts and labor warranty, 5-year sealed system parts warranty

Ordering Options

Stainless Frame, Glass Door with Lock, Integrated Right Hinge, Professional Handle	MP24WDG4RS
Stainless Frame, Glass Door with Lock, Integrated Left Hinge, Professional Handle	MP24WDG4LS
Panel-Ready Framed Glass Door with Lock, Integrated Right Hinge (Handle Not Included)*	MP24WDF4RP
Panel-Ready Framed Glass Door with Lock, Integrated Left Hinge (Handle Not Included)*	MP24WDF4LP

*Easy installation! No panel kit required. Consult your cabinet maker for overlay panel and handle options.

High-Efficiency Wine Cellar
2X
 UP TO
MORE EFFICIENT
 THAN COMPETITORS



LIVE MARVELOUSLY TIP

If your palette favors red and white wines with equal enthusiasm, get the best of both with a Marvel Professional Dual Zone Wine Cellar. Highly recommended for storing many varieties of wine, you can host a wine tasting and pairing party or enjoy the selection all to yourself.



24" Marvel Professional High-Efficiency Single Zone Wine Cellar

Model # MP24WS

48-bottle wine preservation up to 2x more efficient than others



Performance

- Up to 2x more efficient than leading competitors
- Dynamic Cooling Technology™ delivers the industry's best temperature stability and rapid cool down, safely bringing wine to temperature without compromising integrity
- Vibration Neutralization System™ protects wine from agitation, allowing it to come to full maturation
- Heavy-gauge wine racks are shaped to safely cradle each wine bottle
- Full-extension ball bearing smooth-glide shelf system prevents jarring
- Thermal-efficient cabinet ensures optimum preservation and energy efficiency while maximizing capacity
- Argon-filled, UV-resistant tinted dual pane glass door protects contents from damaging ultraviolet light, while conserving energy
- Now even quieter operation thanks to exclusive design enhancements to buffer and minimize sound

Storage Capabilities

- 5.2 cu. ft. capacity, stores 48 bottles of wine total
 - Includes (5) 8-bottle smooth-glide full wine racks
 - Includes (2) 4-bottle smooth-glide half-depth wine racks

Touchscreen Controls

- With over 10 functions, Marvel Intuit™ Integrated Controls allow you to select a precise cabinet temperature from 40° F to 65° F
- Vacation/Sabbath mode conserves energy during times when the unit is not in use and complies with Star-K requirements
- For expanded information on all functions, open the gatefold at the beginning of this catalog

Aesthetics

- Soft-close integrated hinge provides a seamless zero clearance installation and a smooth, gentle close
- Professional styling: stainless-steel framed glass door, sturdy full-length handle, sleek stainless-steel shelf fronts and 4" adjustable stainless-steel toe kick
- Two-stage, soft blue theater-style LED lighting and sophisticated midnight black interior
- Finish options: stainless steel or overlay (panel ready)

Additional Convenience

- Close Door Assist System™ gently and automatically draws door to a close, ensuring door is never accidentally left ajar
- Door lock provides added safety and security
- Height adjustment up to 1" with leveling legs
- 3-year parts and labor warranty, 5-year sealed system parts warranty

Ordering Options

Stainless Frame, Glass Door with Lock, Integrated Right Hinge, Professional Handle	MP24WSG4RS
Stainless Frame, Glass Door with Lock, Integrated Left Hinge, Professional Handle	MP24WSG4LS
Panel-Ready Framed Glass Door with Lock, Integrated Right Hinge (Handle Not Included)*	MP24WSF4RP
Panel-Ready Framed Glass Door with Lock, Integrated Left Hinge (Handle Not Included)*	MP24WSF4LP

*Easy installation! No panel kit required. Consult your cabinet maker for overlay panel and handle options.



15" Marvel Professional High-Efficiency Single Zone Wine Cellar

Model # MP15WS



Slim, sophisticated 24-bottle wine preservation



Performance

- Up to 2x more efficient than leading competitors
- Dynamic Cooling Technology™ delivers the industry's best temperature stability and rapid cool down, safely bringing wine to temperature without compromising integrity
- Vibration Neutralization System™ protects wine from agitation, allowing it to come to full maturation
- Heavy-gauge wine racks are shaped to safely cradle each wine bottle
- Full-extension ball bearing smooth-glide shelf system prevents jarring
- Thermal-efficient cabinet ensures optimum preservation and energy efficiency while maximizing capacity
- Argon-filled, UV-resistant tinted dual pane glass door protects contents from damaging ultraviolet light, while conserving energy
- Now even quieter operation thanks to exclusive design enhancements to buffer and minimize sound

Storage Capabilities

- 2.7 cu. ft. capacity, stores 24 bottles of wine total with (6) 4-bottle smooth-glide wine racks

Touchscreen Controls

- With over 10 functions, Marvel Intuit™ Integrated Controls allow you to select a precise cabinet temperature from 40° F to 65° F
- Vacation/Sabbath mode conserves energy during times when the unit is not in use and complies with Star-K requirements
- For expanded information on all functions, open the gatefold at the beginning of this catalog

Aesthetics

- Soft-close integrated hinge provides a seamless zero clearance installation and a smooth, gentle close
- Professional styling: stainless-steel framed glass door, sturdy full-length handle, sleek stainless-steel shelf fronts and 4" adjustable stainless-steel toe kick
- Two-stage, soft blue theater-style LED lighting and sophisticated midnight black interior
- Finish options: stainless steel or overlay (panel ready)

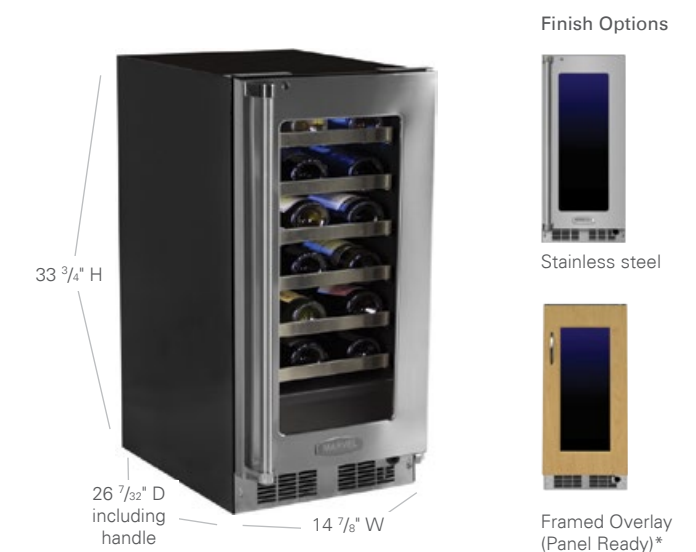
Additional Convenience

- Close Door Assist System™ gently and automatically draws door to a close, ensuring door is never accidentally left ajar
- Door lock provides added safety and security
- Height adjustment up to 1" with leveling legs
- Filler kit available for 18" wide opening (see page 79)
- 3-year parts and labor warranty, 5-year sealed system parts warranty

Ordering Options

Stainless Frame, Glass Door with Lock, Integrated Right Hinge, Professional Handle	MP15WSG3RS
Stainless Frame, Glass Door with Lock, Integrated Left Hinge, Professional Handle	MP15WSG3LS
Panel-Ready Framed Glass Door with Lock, Integrated Right Hinge (Handle Not Included)*	MP15WSF3RP
Panel-Ready Framed Glass Door with Lock, Integrated Left Hinge (Handle Not Included)*	MP15WSF3LP

*Easy installation! No panel kit required. Consult your cabinet maker for overlay panel and handle options.





15" Marvel Professional Clear Ice Machine

Model# MPRO30IMT

More than an ice maker - it's an ice machine

The Clearest and Most Pure Ice


Marvel Clear Ice™ Machines use a fractional freezing process that creates perfectly clear, gourmet ice cubes. As water runs over the cold plate, pure water freezes first. Minerals, sediments and other water contaminants are carried away into the water reservoir, giving you clear, impurity-free ice that cools your drinks without affecting the flavor.

The Optimum Shape to Keep Your Beverages Cooler, Longer

This premier model controls the thickness of each slab of ice, and then slices the ice slab uniformly at a precise 3/4" with a stainless-steel cutter. The result? A perfect cube of ice in a compact, dense size – the optimal shape to provide faster cooling, while taking up less space in your glass.

The Quietest Ice Machine on the Market

We've designed the internal componentry for quiet operation. Features like our sound-buffering deflector make Marvel Ice Machines quieter than most dishwashers.



Performance

- Produces up to 34 lbs of clear pure ice in 24 hours
- Stainless-steel ice cutter ensures consistent 3/4" size and shape
- Sound-buffering ice deflector greatly reduces cube impact noise, making this the quietest ice machine you can buy
- Insulated thermal-efficient cabinet

Storage Capabilities

- Stores 30 lbs of clear ice
- Ice scoop included

Aesthetics

- High-efficiency, low-maintenance condenser system designed for built-in zero clearance installations
- Professional styling with sturdy full-length handle and stainless adjustable toe kick
- Finish: stainless steel

Additional Convenience

- Equipped with cleaning mode
- Close Door Assist System™ gently and automatically draws door to a close, ensuring door is never accidentally left ajar
- Includes 20' non-kink drain hose and clamp
- Available with or without factory-installed drain pump
- Height adjustment up to 1" with leveling legs
- Filler kit available for 18" wide opening (see page 79)
- 3-year parts and labor warranty, 5-year sealed system parts warranty

Ordering Options

Solid Stainless Door, Right Hinge, Professional Handle	MPRO30IMT-BS-R
Solid Stainless Door, Left Hinge, Professional Handle	MPRO30IMT-BS-L
Solid Stainless Door, Right Hinge, Professional Handle, Factory Installed Drain Pump	MPRO30IMT-BS-R-P
Solid Stainless Door, Left Hinge, Professional Handle, Factory Installed Drain Pump	MPRO30IMT-BS-L-P
Clear Ice Machine Cleaner, 4-oz bottle	S41013789
Clear Ice Machine Sanitizer, 16-oz bottle	S41013790

Proper Ice Machine Care

To ensure maximum performance and ice quality, it is recommended to clean your ice machine once every three months and sanitize at least once per year.



Clear Ice Machine Cleaner
4-oz bottle
S41013789



Clear Ice Machine Sanitizer
16-oz bottle
S41013790



LIVE MARVELOUSLY TIP

Ice to a cocktail is what flame is to food – use it wisely, and the results can be phenomenal, use it incorrectly and you can completely alter a drink's taste. Expert bartenders insist that ice is the most important ingredient in making a great cocktail and choosing the right kind can make or break your drink. The purer the ice, the better a drink will taste as the ice melts. And, clarity is the best indicator for purity, as is the case with the Marvel Professional Clear Ice Machine, considered the clearest, most pure ice available for residential use.






The energy-efficient collection of quality, craftsmanship and impeccable style

A classic throughout generations of industry leadership, the Marvel collection continues to uphold its hallmark standards of quality and signature features—attributes emblematic of the Marvel brand and what continues to propel our reputation and status as the undercounter product to be desired. It's the brand found in world-class sports stadiums, celebrity entertainment rooms and thousands of homes throughout North America. You'll see why in the pages that follow.

Slim Designer Handle



Most Versatile Design Options



Largest Collection of ENERGY STAR® Certified Undercounter Appliances Available





MARVEL



24" Marvel Beverage Refrigerator with 60/40 Split Convertible Shelf™ and MaxStore™ Bin

Model # ML24BR

Flexible 3-in-1 storage configurations of food, wine and beverage storage

Performance

- Dynamic Cooling Technology™ delivers the industry's best temperature stability and rapid cool down, tested and proven to cool nearly 2x faster than competitors
- Argon-filled, UV-resistant tinted dual pane glass door protects contents from damaging ultraviolet light, while conserving energy
- Now even quieter operation thanks to exclusive design enhancements to buffer and minimize sound

Storage Capabilities

- 60/40 Split Convertible Shelf™ offers cantilevered glass shelving, wine racks, or hybrid options
- 5.2 cu. ft. capacity, stores up to (162) 12-oz cans and 7 bottles of wine
- Tall item storage: half-width interior shelf allows for high-clearance vertical storage
- MaxStore™ smooth-glide clear bin organizes loose, bulky items; capable of storing 15 lbs of produce, 4 wine bottles or 22 cans

Touchscreen Controls

- With over 10 functions, Marvel Intuit™ Integrated Controls allow you to select a precise cabinet temperature from 45° F to 62° F
- Vacation/Sabbath mode conserves energy during times when the unit is not in use and complies with Star-K requirements
- For expanded information on all functions, open the gatefold at the beginning of this catalog

Aesthetics

- Two-stage, white theater lighting and midnight black interior
- Solid Black-Stained Maple shelf fronts (natural maple available, see page 79)
- Easy-to-install panel overlay option features soft-close integrated hinge for a truly flush fit with cabinetry
- Finish options: stainless steel, black or overlay (panel ready)

Additional Convenience

- Close Door Assist System™ gently and automatically draws door to a close, ensuring door is never accidentally left ajar
- 4" black adjustable toe kick, height adjustment up to 1" with leveling legs
- 1-year parts and labor warranty, 5-year sealed system parts warranty

Ordering Options

Stainless Frame, Glass Door, Right Hinge, Stainless Designer Handle	ML24BRG2RS
Stainless Frame, Glass Door, Left Hinge, Stainless Designer Handle	ML24BRG2LS
Smooth Black Frame, Glass Door, Right Hinge, Black Designer Handle	ML24BRG2RB
Smooth Black Frame, Glass Door, Left Hinge, Black Designer Handle	ML24BRG2LB
Panel-Ready Framed Glass Door, Integrated Right Hinge (Handle Not Included)*	ML24BRF3RP
Panel-Ready Framed Glass Door, Integrated Left Hinge (Handle Not Included)*	ML24BRF3LP
Panel-Ready Solid Overlay Door, Integrated Right Hinge (Handle Not Included)*	ML24BRP3RP
Panel-Ready Solid Overlay Door, Integrated Left Hinge (Handle Not Included)*	ML24BRP3LP

*Easy installation! No panel kit required. Consult your cabinet maker for overlay panel and handle options.



60/40 SPLIT SHELF

60/40 Split Convertible Shelf™

Choose glass shelving, wine rack with a Vibration Neutralization System™ or all-in-one configuration, allowing storage for 3, 4, or 7 wine bottles.



Glass Shelving Glass Shelving and Wine Rack Wine Rack



Finish Options



Stainless steel Framed Overlay (Panel Ready)* Solid Overlay (Panel Ready)* Black



24" Marvel Beverage Center with Two 60/40 Split Convertible Shelves™

Model # ML24BCG1

6-in-1 configurations of food, wine and beverage storage



LIVE MARVELOUSLY TIP

If you live in a household of beer drinkers and wine lovers, this model offers the most versatility between wine, beverage and food storage.



Finish Options



Stainless steel



Framed Overlay (Panel Ready)*



Solid Overlay (Panel Ready)*

Performance

- Dynamic Cooling Technology™ delivers the industry's best temperature stability and rapid cool down, tested and proven to cool nearly 2x faster than competitors
- Thermal-efficient cabinet ensures optimum preservation and energy efficiency while maximizing capacity
- Argon-filled, UV-resistant tinted dual pane glass door protects contents from damaging ultraviolet light, while conserving energy
- Now even quieter operation thanks to exclusive design enhancements to buffer and minimize sound

Storage Capabilities

- 5.5 cu. ft. capacity, stores (162) 12-oz cans or 18 wine bottles
- Features (2) 60/40 Split Convertible Shelves™ cantilevered with glass shelving that converts to wine racks with a Vibration Neutralization System™ or both configurations all in one
- Roller-glide 4-bottle wine rack

Touchscreen Controls

- With over 10 functions, Marvel Intuit™ Integrated Controls allow you to select a precise cabinet temperature from 35° F to 42° F
- Vacation/Sabbath mode conserves energy during times when the unit is not in use and complies with Star-K requirements
- For expanded information on all functions, open the gatefold at the beginning of this catalog

Aesthetics

- Two-stage, soft white theater-style LED lighting and midnight black interior
- Solid Black-Stained Maple shelf fronts (natural maple available, see accessories page)
- Easy-to-install panel overlay option features soft-close integrated hinge for a truly flush fit with cabinetry
- Finish options: stainless steel or overlay (panel ready)

Additional Convenience

- Close Door Assist System™ gently and automatically draws door to a close, ensuring door is never accidentally left ajar
- 4" black adjustable toe kick, height adjustment up to 1" with leveling legs
- 1-year parts and labor warranty, 5-year sealed system parts warranty

Ordering Options

Stainless Frame, Glass Door, Right Hinge, Stainless Designer Handle	ML24BCG1RS
Stainless Frame, Glass Door, Left Hinge, Stainless Designer Handle	ML24BCG1LS
Panel-Ready Framed Glass Door, Integrated Right Hinge (Handle Not Included)*	ML24BCF2RP
Panel-Ready Framed Glass Door, Integrated Left Hinge (Handle Not Included)*	ML24BCF2LP
Panel-Ready Solid Overlay Door, Integrated Right Hinge (Handle Not Included)*	ML24BCP2RP
Panel-Ready Solid Overlay Door, Integrated Left Hinge (Handle Not Included)*	ML24BCP2LP

*Easy installation! No panel kit required. Consult your cabinet maker for overlay panel and handle options.





15" Marvel Beverage Center

Model # ML15BC

Stores up to four 12-packs in one slim footprint



Finish Options



Stainless steel



Framed Overlay (Panel Ready)*



Solid Overlay (Panel Ready)*



Black

Performance

- Dynamic Cooling Technology™ delivers the industry's best temperature stability and rapid cool down, tested and proven to cool nearly 2x faster than competitors
- Thermal-efficient cabinet ensures optimum preservation and energy efficiency while maximizing capacity
- Argon-filled, UV-resistant tinted dual pane glass door protects contents from damaging ultraviolet light, while conserving energy
- Now even quieter operation thanks to exclusive design enhancements to buffer and minimize sound

Storage Capabilities

- 2.7 cu. ft. capacity, stores (48) 12-oz cans
- (2) black steel-framed shelves are cantilevered and fully adjustable

Touchscreen Controls

- With over 10 functions, Marvel Intuit™ Integrated Controls allow you to select a precise cabinet temperature from 34° F to 42° F
- Vacation/Sabbath mode conserves energy during times when the unit is not in use and complies with Star-K requirements
- For expanded information on all functions, open the gatefold at the beginning of this catalog

Aesthetics

- Efficient white LED lighting and midnight black interior
- Easy-to-install panel overlay option features soft-close integrated hinge for a truly flush fit with cabinetry
- Finish options: stainless steel, black or overlay (panel ready)

Additional Convenience

- Close Door Assist System™ gently and automatically draws door to a close, ensuring door is never accidentally left ajar
- 4" black adjustable toe kick, height adjustment up to 1" with leveling legs
- Filler kit available for 18" wide opening (see page 79)
- 1-year parts and labor warranty, 5-year sealed system parts warranty

Ordering Options

Stainless Frame, Glass Door, Right Hinge, Stainless Designer Handle	ML15BCG1RS
Stainless Frame, Glass Door, Left Hinge, Stainless Designer Handle	ML15BCG1LS
Smooth Black Frame, Glass Door, Right Hinge, Black Designer Handle	ML15BCG1RB
Smooth Black Frame, Glass Door, Left Hinge, Black Designer Handle	ML15BCG1LB
Panel-Ready Framed Glass Door, Integrated Right Hinge (Handle Not Included)*	ML15BCF2RP
Panel-Ready Framed Glass Door, Integrated Left Hinge (Handle Not Included)*	ML15BCF2LP
Panel-Ready Solid Overlay Door, Integrated Right Hinge (Handle Not Included)*	ML15BCP2RP
Panel-Ready Solid Overlay Door, Integrated Left Hinge (Handle Not Included)*	ML15BCP2LP

*Easy installation! No panel kit required. Consult your cabinet maker for overlay panel and handle options.



15" Marvel All Refrigerator

Model # ML15RA

Extra refrigeration storage in a slim 15" footprint



Performance

- Dynamic Cooling Technology™ delivers the industry's best temperature stability and rapid cool down, tested and proven to cool nearly 2x faster than competitors
- Thermal-efficient cabinet ensures optimum preservation and energy efficiency while maximizing capacity
- Now even quieter operation thanks to exclusive design enhancements to buffer and minimize sound

Storage Capabilities

- 2.7 cu. ft. capacity, stores (48) 12-oz cans
- (2) white steel-framed glass shelves are cantilevered and fully adjustable

Touchscreen Controls

- With over 10 functions, Marvel Intuit™ Integrated Controls allow you to select a precise cabinet temperature from 34° F to 42° F
- Vacation/Sabbath mode conserves energy during times when the unit is not in use and complies with Star-K requirements
- For expanded information on all functions, open the gatefold at the beginning of this catalog

Aesthetics

- Pristine arctic white interior easily wipes clean
- Efficient white LED lighting illuminates interior for better viewing
- Easy-to-install panel overlay option features soft-close integrated hinge for a truly flush fit with cabinetry
- Finish options: stainless steel, black or overlay (panel ready)

Additional Convenience

- Close Door Assist System™ gently and automatically draws door to a close, ensuring door is never accidentally left ajar
- 4" black adjustable toe kick, height adjustment up to 1" with leveling legs
- Filler kit available for 18" wide opening (see page 79)
- 1-year parts and labor warranty, 5-year sealed system parts warranty

Ordering Options

Solid Stainless-Steel Door, Right Hinge, Stainless Designer Handle	ML15RAS1RS
Solid Stainless-Steel Door, Left Hinge, Stainless Designer Handle	ML15RAS1LS
Smooth Black Frame, Glass Door, Right Hinge, Black Designer Handle	ML15RAS1RB
Smooth Black Frame, Glass Door, Left Hinge, Black Designer Handle	ML15RAS1LB
Panel-Ready Solid Overlay Door, Integrated Right Hinge (Handle Not Included)*	ML15RAP2RP
Panel-Ready Solid Overlay Door, Integrated Left Hinge (Handle Not Included)*	ML15RAP2LP

*Easy installation! No panel kit required. Consult your cabinet maker for overlay panel and handle options.



Finish Options



Stainless steel



Solid Overlay (Panel Ready)*




Black

24" Marvel Beverage Center

Model # ML24BCG0

Maximum beverage storage for up to 190 cans!



Performance

- Thermal-efficient cabinet ensures optimum preservation and energy efficiency while maximizing capacity
- Argon-filled, UV-resistant tinted dual pane glass door protects contents from damaging ultraviolet light, while conserving energy
- Now even quieter operation thanks to exclusive design enhancements to buffer and minimize sound

Storage Capabilities

- 5.5 cu. ft. capacity, stores (190) 12-oz cans
- (2) cantilever, fully adjustable FreshFlo™ black commercial-grade steel shelves
- Designed for maximum storage with full-depth shelves

Controls

- Marvel Prime™ Controls allow you to set cabinet temperature from 34° F to 42° F
- Audible alarms for door ajar and high/low temperature ensure your contents stay at optimal temperature

Aesthetics

- White incandescent display lighting and midnight black interior
- Finish: stainless steel

Additional Convenience

- Close Door Assist System™ gently and automatically draws door to a close, ensuring door is never accidentally left ajar
- 4" black adjustable toe kick, height adjustment up to 1" with leveling legs
- 1-year parts and labor warranty, 5-year sealed system parts warranty

Ordering Options

Stainless Frame, Glass Door, Right Hinge, Stainless Designer Handle	ML24BCG0RS
Stainless Frame, Glass Door, Left Hinge, Stainless Designer Handle	ML24BCG0LS



24" Marvel Refrigerated Drawers

Model # ML24RD

Convenient access, ultimate refrigeration capacity



LIVE MARVELOUSLY TIP

Busy mornings? Packing lunches can be fast and easy! On Sundays, simply organize your Marvel Refrigerated Drawers with pre-made, portioned food and throughout the week you'll have healthy lunch items ready to grab, bag and go.




Finish Options



Stainless steel



Solid Overlay (Panel Ready)*



Black

Performance

- Dynamic Cooling Technology™ delivers the industry's best temperature stability and rapid cool down, tested and proven to cool nearly 2x faster than competitors
- Thermal-efficient cabinet ensures optimum preservation and energy efficiency while maximizing capacity
- Now even quieter operation thanks to exclusive design enhancements to buffer and minimize sound

Storage Capabilities

- 5.0 cu. ft. capacity, stores (108) 12-oz cans in two large-capacity roller-glide drawers

Touchscreen Controls

- With over 10 functions, Marvel Intuit™ Integrated Controls allow you to select a precise cabinet temperature from 35° F to 42° F
- Vacation/Sabbath mode conserves energy during times when the unit is not in use and complies with Star-K requirements
- For expanded information on all functions, open the gatefold at the beginning of this catalog

Aesthetics

- Specially designed for a truly flush fit with adjoining cabinetry
- Pristine arctic white interior easily wipes clean
- Efficient white LED lighting illuminates interior for better viewing
- Finish options: stainless steel, black or overlay (panel ready)

Additional Convenience

- Close Door Assist System™ gently and automatically brings drawers to a close, ensuring they're never accidentally left ajar
- 4" black adjustable toe kick, height adjustment up to 1" with leveling legs
- 1-year parts and labor warranty, 5-year sealed system parts warranty

Ordering Options

Solid Stainless-Steel Drawer Front, Stainless Designer Handle	ML24RDS2NS
Solid Black Drawer Front, Black Designer Handle	ML24RDS2NB
Panel-Ready Solid Overlay Drawer Front, (Handle Not Included)*	ML24RDP2NP

*Easy installation! No panel kit required. Consult your cabinet maker for overlay panel and handle options.



Panel-Ready Solid Overlay Model Shown



24" Marvel All Refrigerator with MaxStore™ Bin

Model # ML24RA

Convenient door storage included



Finish Options



Stainless steel



Solid Overlay (Panel Ready)*



Black

Performance

- Dynamic Cooling Technology™ delivers the industry's best temperature stability and rapid cool down, tested and proven to cool nearly 2x faster than competitors
- Thermal-efficient cabinet ensures optimum preservation and energy efficiency while maximizing capacity
- Now even quieter operation thanks to exclusive design enhancements to buffer and minimize sound

Storage Capabilities

- 5.1 cu. ft. capacity, stores (115) 12-oz cans
- MaxStore™ smooth-glide clear bin organizes loose, bulky items; capable of storing 15 lbs of produce, 4 wine bottles or 22 cans
- Tall item storage: half-width interior shelf and extra door storage allows for high-clearance vertical storage
- Also includes (1) cantilevered, fully adjustable white steel-framed glass shelf and (1) fixed steel-framed glass shelf

Touchscreen Controls

- With over 10 functions, Marvel Intuit™ Integrated Controls allow you to select a precise cabinet temperature from 35° F to 42° F
- Vacation/Sabbath mode conserves energy during times when the unit is not in use and complies with Star-K requirements
- For expanded information on all functions, open the gatefold at the beginning of this catalog

Aesthetics

- Pristine arctic white interior easily wipes clean
- Efficient white LED lighting illuminates interior for better viewing
- Easy-to-install panel overlay option features soft-close integrated hinge for a truly flush fit with cabinetry
- Finish options: stainless steel, black or overlay (panel ready)

Additional Convenience

- Close Door Assist System™ gently and automatically draws door to a close, ensuring door is never accidentally left ajar
- 4" black adjustable toe kick, height adjustment up to 1" with leveling legs
- 1-year parts and labor warranty, 5-year sealed system parts warranty

Ordering Options

Solid Stainless-Steel Door, Right Hinge, Stainless Designer Handle	ML24RAS2RS
Solid Stainless-Steel Door, Left Hinge, Stainless Designer Handle	ML24RAS2LS
Solid Smooth Black Door, Right Hinge, Black Designer Handle	ML24RAS2RB
Solid Smooth Black Door, Left Hinge, Black Designer Handle	ML24RAS2LB
Solid Panel Overlay Ready Door, Integrated Right Hinge*	ML24RAP3RP
Solid Panel Overlay Ready Door, Integrated Left Hinge*	ML24RAP3LP

*Easy installation! No panel kit required. Consult your cabinet maker for overlay panel and handle options.



24" Marvel All Refrigerator

Model # ML24RAS1

Max-capacity refrigeration storage



Performance

- Dynamic Cooling Technology™ delivers the industry's best temperature stability and rapid cool down, tested and proven to cool nearly 2x faster than competitors
- Thermal-efficient cabinet ensures optimum preservation and energy efficiency while maximizing capacity
- Now even quieter operation thanks to exclusive design enhancements to buffer and minimize sound

Storage Capabilities

- 5.3 cu. ft. capacity, stores (190) 12-oz cans
- (2) FreshFlo™ white commercial-grade steel shelves are cantilevered and fully adjustable
- Flat interior door allows for full-depth storage

Touchscreen Controls

- With over 10 functions, Marvel Intuit™ Integrated Controls allow you to select a precise cabinet temperature from 35° F to 42° F
- Vacation/Sabbath mode conserves energy during times when the unit is not in use and complies with Star-K requirements
- For expanded information on all functions, open the gatefold at the beginning of this catalog

Aesthetics

- Pristine arctic white interior easily wipes clean
- Efficient white LED lighting illuminates interior for better viewing
- Finish: stainless steel

Additional Convenience

- Close Door Assist System™ gently and automatically draws door to a close, ensuring door is never accidentally left ajar
- 4" black adjustable toe kick, height adjustment up to 1" with leveling legs
- 1-year parts and labor warranty, 5-year sealed system parts warranty

Ordering Options

Solid Stainless-Steel Door, Right Hinge, Stainless Designer Handle	ML24RAS1RS
Solid Stainless-Steel Door, Left Hinge, Stainless Designer Handle	ML24RAS1LS



LIVE MARVELOUSLY TIP

Love Friday night pizza? Marvel can store even extra-large pizza boxes, perfect for keeping leftovers fresh to enjoy the next day!



Finish



Stainless steel

MARVEL



Performance

- Dynamic Cooling Technology™ delivers rapid cool down, frost-free operation and the industry's best temperature stability
- Thermal-efficient cabinet ensures optimum preservation and energy efficiency while maximizing capacity
- Now even quieter operation thanks to exclusive design enhancements to buffer and minimize sound

Storage Capabilities

- 4.9 cu. ft. capacity, refrigerator stores (72) 12-oz cans
- MaxStore™ smooth-glide clear bin organizes loose items; capable of storing 15 lbs of produce, 4 wine bottles or 22 cans
- Self-closing freezer can store 12 pints of ice cream
- Crescent ice maker produces up to 7 lbs of ice in 24 hours and ice bucket stores 13 lbs of ice (select models)
- Also includes (2) half-width cantilever, fully adjustable steel-framed glass shelves and (1) full width fixed position steel-framed glass shelf

Touchscreen Controls

- With over 10 functions, Marvel Intuit™ Integrated Controls ensure precise refrigeration temperature management from 34°F to 42°F and a freezer temperature between -6° F and 6° F to keep contents evenly frozen throughout
- Vacation/Sabbath mode conserves energy during times when the unit is not in use and complies with Star-K requirements
- For expanded information on all functions, open the gatefold at the beginning of this catalog

Aesthetics

- Pristine arctic white interior easily wipes clean and efficient white LED lighting illuminates interior for better viewing
- Easy-to-install panel overlay option features soft-close integrated hinge for a truly flush fit with cabinetry
- Finish options: stainless steel, black or overlay (panel ready)

Additional Convenience

- Close Door Assist System™ gently and automatically draws door to a close, ensuring door is never accidentally left ajar
- 4" black adjustable toe kick, height adjustment up to 1" with leveling legs
- 1-year parts and labor warranty, 5-year sealed system parts warranty

Ordering Options: Refrigerator + Ice Maker

Solid Stainless-Steel Door, Right Hinge, Stainless Designer Handle†	ML24RIS3RS
Solid Stainless-Steel Door, Left Hinge, Stainless Designer Handle†	ML24RIS3LS
Solid Smooth Black Door, Right Hinge, Black Designer Handle†	ML24RIS3RB
Solid Smooth Black Door, Left Hinge, Black Designer Handle†	ML24RIS3LB
Panel-Ready Solid Overlay Door, Integrated Right Hinge (Handle Not Included)*	ML24RIP4RP
Panel-Ready Solid Overlay Door, Integrated Left Hinge (Handle Not Included)*	ML24RIP4LP

*Easy installation! No panel kit required. Consult your cabinet maker for overlay panel and handle options.

† ENERGY STAR® Certified

24" Marvel Refrigerator and Freezer and MaxStore™ Bin

Model # ML24RF & ML24RI

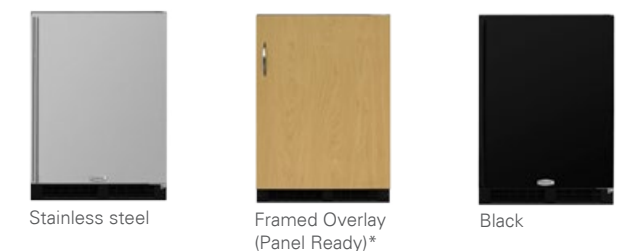
Refrigerator + freezer + optional ice maker, all-in-one



Models available with ice maker capable of producing 7 lbs of ice (see ordering options)



Finish Options



Ordering Options: Refrigerator + Freezer (No Ice Maker)

Solid Stainless-Steel Door, Right Hinge, Stainless Designer Handle†	ML24RFS2RS
Solid Stainless-Steel Door, Left Hinge, Stainless Designer Handle†	ML24RFS2LS
Solid Smooth Black Door, Right Hinge, Black Designer Handle†	ML24RFS2RB
Solid Smooth Black Door, Left Hinge, Black Designer Handle†	ML24RFS2LB
Panel-Ready Solid Overlay Door, Integrated Right Hinge (Handle Not Included)*	ML24RFP3RP
Panel-Ready Solid Overlay Door, Integrated Left Hinge (Handle Not Included)*	ML24RFP3LP





24" Marvel All Freezer

Model # ML24FA

Commercial-strength frozen food storage for your home



LIVE MARVELOUSLY TIP

Eat seasonal fruits and vegetables all year round – simply buy them fresh, cut them into smaller portions and preserve in airtight containers in your Marvel All Freezer.



Finish Options



Stainless steel



Solid Overlay (Panel Ready)*



Black

Performance

- Tested to hold up to 200 lbs of frozen goods
- Dynamic Cooling Technology™ delivers rapid cool down, frost-free operation and the industry's best temperature stability
- Adjustable FreshFlo™ stainless-steel shelf helps efficiently circulate cold air and ensures even temperature stability
- Now even quieter operation thanks to exclusive design enhancements to buffer and minimize sound

Storage Capabilities

- Keep items organized and within easy reach with two commercial-grade chrome wire freezer bins on the fully extendable Smooth Glide System™
- 4.7 total cubic feet (up to 3.5 cubic feet of food storage capacity)
- Also includes (1) full-width adjustable cantilever FreshFlo™ stainless-steel shelf (removable)

Touchscreen Controls

- With over 10 functions, Marvel Intuit™ Integrated Controls allow you to select a precise cabinet temperature from -10° F to 10° F
- Vacation/Sabbath mode conserves energy during times when the unit is not in use and complies with Star-K requirements
- For expanded information on all functions, open the gatefold at the beginning of this catalog

Aesthetics

- Pristine arctic white interior easily wipes clean
- Efficient white LED lighting illuminates interior for better viewing
- Easy-to-install panel overlay option features soft-close integrated hinge for a truly flush fit with cabinetry
- Finish options: stainless steel, black or overlay (panel ready)

Additional Convenience

- Close Door Assist System™ gently and automatically draws door to a close, ensuring door is never accidentally left ajar
- 4" black adjustable toe kick, height adjustment up to 1" with leveling legs
- 1-year parts and labor warranty, 5-year sealed system parts warranty

Ordering Options

Solid Stainless-Steel Door, Right Hinge, Stainless Designer Handle	ML24FAS1RS
Solid Stainless-Steel Door, Left Hinge, Stainless Designer Handle	ML24FAS1LS
Solid Smooth Black Door, Right Hinge, Black Designer Handle	ML24FAS1RB
Solid Smooth Black Door, Left Hinge, Black Designer Handle	ML24FAS1LB
Panel-Ready Solid Overlay Door, Integrated Right Hinge (Handle Not Included)*	ML24FAP2RP
Panel-Ready Solid Overlay Door, Integrated Left Hinge (Handle Not Included)*	ML24FAP2LP

*Easy installation! No panel kit required. Consult your cabinet maker for overlay panel and handle options.



Stores 200^{lbs} OF FROZEN GOODS
Commercial-Strength Food Storage





Marvel Protects Your Wine Collection Better Than the Rest, 2x More Efficiently



The Ideal Environment

Just like any living thing, environmental conditions play a critical role in wine development and maturation process, and Marvel wine cellars are engineered to provide the optimal environment for your special vintages.



The Right Humidity

Wine matures most gracefully between 50% and 80% relative humidity. Marvel wine cellars create a stable humidity level for the long-term preservation of wine, corks and labels.



Defends Against Light Damage

Light can affect the tannins in the wine, degrading the color and nose of your wine. The dual-pane, tinted, UV-resistant glass door on a Marvel wine cellar protects wine from light while artfully showcasing your bottles.



Neutralizes Vibrations

Wine does not like to be disturbed, as movement disrupts the sediment and unnaturally accelerates the aging process. Marvel wine cellars have a triple-layer Vibration Neutralization System (VNS) to protect your wine from damaging movement.



Here's the Science

Wine is a fragile and complex composition, and any physical and chemical changes in environment, particularly temperature, can greatly impact the delicate balance of ongoing chemical reactions that occur as oxygen enters the cork. And, the rate of the average chemical reaction increases with temperature. For example, a vintage wine that would normally require 10 years of careful aging may quickly become past its prime in months when stored too warm.

Marvel wine cellars ensure precise and accurate temperature stability, allowing your collection to gracefully come to full maturation, an attribute others can't deliver.



Access Wine Preservation Guides on the Marvel Blog

Visit marvelrefrigeration.com/blog for proper wine storage techniques, serving temperature charts by wine type and other tips.



Performance

- Two independently controlled-temperature compartments offer dual options for storing and serving: the top between 55°F and 62°F and the bottom between 45° and 55°
- Up to 2x more efficient than leading competitors
- Dynamic Cooling Technology™ delivers the industry's best temperature stability and rapid cool down, safely bringing wine to temperature without compromising integrity
- Vibration Neutralization System™ protects wine from agitation, allowing it to come to full maturation
- Thermal-efficient cabinet ensures optimum wine preservation and energy efficiency while maximizing capacity
- Argon-filled, UV-resistant tinted dual pane glass door protects contents from damaging ultraviolet light
- Now even quieter operation thanks to exclusive design enhancements to buffer and minimize sound

Storage Capabilities

- 4.9 cu. ft. capacity, stores 40 bottles of wine: upper zone includes (3) 8-bottle roller-glide wine racks and lower zone includes (1) 8-bottle roller-glide wine rack and (2) 4-bottle half-depth roller-glide wine racks

Touchscreen Controls

- With over 10 functions, Marvel Intuit™ Integrated Controls allow you to select a precise cabinet temperature for dual zones
- For expanded information on all functions, open the gatefold at the beginning of this catalog

Aesthetics

- Two-stage, white theater LED lighting and midnight black interior and natural maple shelf fronts, stainable to match cabinetry
- Easy-to-install panel overlay option features soft-close integrated hinge for a truly flush fit with cabinetry
- Finish options: stainless steel, black or overlay (panel ready)

Additional Convenience

- Close Door Assist System™ gently and automatically draws door to a close, ensuring door is never accidentally left ajar
- 4" black toe kick, adjustable up to 1" with leveling legs
- 1-year parts and labor warranty, 5-year sealed system parts warranty

Ordering Options

Stainless Frame, Glass Door, Right Hinge, Stainless Designer Handle	ML24WDG2RS
Stainless Frame, Glass Door, Left Hinge, Stainless Designer Handle	ML24WDG2LS
Smooth Black Frame, Glass Door, Right Hinge, Black Designer Handle	ML24WDG2RB
Smooth Black Frame, Glass Door, Left Hinge, Black Designer Handle	ML24WDG2LB
Panel-Ready Framed Glass Door, Integrated Right Hinge (Handle Not Included)*	ML24WDF3RP
Panel-Ready Framed Glass Door, Integrated Right Hinge (Handle Not Included)*	ML24WDF3LP
Panel-Ready Solid Overlay Door, Integrated Right Hinge (Handle Not Included)*	ML24WDP3RP
Panel-Ready Solid Overlay Door, Integrated Left Hinge (Handle Not Included)*	ML24WDP3LP

*Easy installation! No panel kit required. Consult your cabinet maker for overlay panel and handle options.



24" Marvel High-Efficiency Dual Zone Wine Cellar

Model # ML24WD

The oenophile's match for precise dual wine preservation




LIVE MARVELOUSLY TIP

Not only can you store both reds and whites in separate, independently-controlled compartments, but you can also opt to program one for long-term storage and another for serving temperature.



Finish Options



Stainless steel

Framed Overlay (Panel Ready)*

Black

Solid Overlay (Panel Ready)*



24" Marvel High-Efficiency Gallery Single Zone Wine Cellar

Model # ML24WSG1

The artful way to showcase your wine collection



LIVE MARVELOUSLY TIP

Find your favorite wine faster with the Marvel Gallery Wine Cellar, a sophisticated way to display your collection so that you can easily see the labels.

Performance

- Up to 2x more efficient than leading competitors
- Dynamic Cooling Technology™ delivers the industry's best temperature stability and rapid cool down, safely bringing wine to temperature without compromising integrity
- Vibration Neutralization System™ protects wine from agitation, allowing it to come to full maturation
- Thermal-efficient cabinet ensures optimum preservation and energy efficiency while maximizing capacity
- Argon-filled, UV-resistant tinted dual pane glass door protects contents from damaging ultraviolet light, while conserving energy
- Now even quieter operation thanks to exclusive design enhancements to buffer and minimize sound

Storage Capabilities

- 5.5 cu. ft. capacity, stores 27 bottles of wine
- Roller-glide shelf system including (2) 7-bottle gallery display racks to display your best wine, (1) 8-bottle roller-glide wine rack and (1) 5-bottle gallery display rack

Touchscreen Controls

- With over 10 functions, Marvel Intuit™ Integrated Controls allow you to select a precise cabinet temperature from 40° F to 65° F
- Vacation/Sabbath mode conserves energy during times when the unit is not in use and complies with Star-K requirements
- For expanded information on all functions, open the gatefold at the beginning of this catalog

Aesthetics

- Sleek stainless-steel framed glass door, designer handle and adjustable black toe kick
- Natural maple shelf fronts are stainable to match cabinetry
- Two-stage, soft white theater-style LED lighting and midnight black interior
- Finish: stainless steel

Additional Convenience

- Close Door Assist System™ gently and automatically draws door to a close, ensuring door is never accidentally left ajar
- 4" black adjustable toe kick, height adjustment up to 1" with leveling legs
- 1-year parts and labor warranty, 5-year sealed system parts warranty

Ordering Options

Stainless Frame, Glass Door, Right Hinge, Stainless Designer Handle	ML24WSG1RS
Stainless Frame, Glass Door, Left Hinge, Stainless Designer Handle	ML24WSG1LS



High-Efficiency Wine Cellar

2X

UP TO

MORE EFFICIENT

THAN COMPETITORS





24" Marvel High-Efficiency Single Zone Wine Cellar

Model # ML24WS

45-bottle wine storage up to 2x more efficient than the rest



LIVE MARVELOUSLY TIP

Love wine and parties? With the Marvel High-Efficiency Single Zone Wine Cellar, you'll relish in the finer things in life like more wine for special occasions, wine pairings, or quiet nights in.

Performance

- Up to 2x more efficient than leading competitors
- Dynamic Cooling Technology™ delivers the industry's best temperature stability and rapid cool down, safely bringing wine to temperature without compromising integrity
- Vibration Neutralization System™ protects wine from agitation, allowing it to come to full maturation
- Thermal-efficient cabinet ensures optimum wine preservation and energy efficiency while maximizing capacity
- Argon-filled, UV-resistant tinted dual pane glass door protects contents from damaging ultraviolet light
- Now even quieter operation thanks to exclusive design enhancements to buffer and minimize sound

Storage Capabilities

- 5.3 cu. ft. capacity, stores 45 bottles with (1) 5-bottle gallery wine rack to display your best wine and (5) 8-bottle roller-glide wine racks

Touchscreen Controls

- With over 10 functions, Marvel Intuit™ Integrated Controls allow you to select a precise cabinet temperature from 40° F to 65° F
- Vacation/Sabbath mode conserves energy during times when the unit is not in use and complies with Star-K requirements
- For expanded information on all functions, open the gatefold at the beginning of this catalog

Aesthetics

- Two-stage, white theater LED lighting and midnight black interior and natural maple shelf fronts, stainable to match cabinetry
- Easy-to-install panel overlay option features soft-close integrated hinge for a truly flush fit with cabinetry
- Finish options: stainless steel, black or overlay (panel ready)

Additional Convenience

- Close Door Assist System™ gently and automatically draws door to a close, ensuring door is never accidentally left ajar
- 4" black adjustable toe kick, height adjustment up to 1" with leveling legs
- 1-year parts and labor warranty, 5-year sealed system parts warranty

Ordering Options

Stainless Frame, Glass Door, Right Hinge, Stainless Designer Handle	ML24WSG2RS
Stainless Frame, Glass Door, Left Hinge, Stainless Designer Handle	ML24WSG2LS
Smooth Black Frame, Glass Door, Right Hinge, Black Designer Handle	ML24WSG2RB
Smooth Black Frame, Glass Door, Left Hinge, Black Designer Handle	ML24WSG2LB
Panel-Ready Framed Glass Door, Integrated Right Hinge (Handle Not Included)*	ML24WSF3RP
Panel-Ready Framed Glass Door, Integrated Left Hinge (Handle Not Included)*	ML24WSF3LP
Panel-Ready Solid Overlay Door, Integrated Right Hinge (Handle Not Included)*	ML24WSP3RP
Panel-Ready Solid Overlay Door, Integrated Left Hinge (Handle Not Included)*	ML24WSP3LP

*Easy installation! No panel kit required. Consult your cabinet maker for overlay panel and handle options.



Finish Options




Stainless steel Framed Overlay (Panel Ready)* Solid Overlay (Panel Ready)* Black



15" Marvel High-Efficiency Single Zone Wine Cellar

Model # ML15WS

Energy- and space-efficient wine preservation



Finish Options



Stainless steel Framed Overlay (Panel Ready)* Solid Overlay (Panel Ready)* Black

Performance

- Up to 2x more efficient than leading competitors
- Dynamic Cooling Technology™ delivers the industry's best temperature stability and rapid cool down, safely bringing wine to temperature without compromising integrity
- Vibration Neutralization System™ protects wine from agitation, allowing it to come to full maturation
- Thermal-efficient cabinet ensures optimum wine preservation and energy efficiency while maximizing capacity
- Argon-filled, UV-resistant tinted dual pane glass door protects contents from damaging ultraviolet light
- Now even quieter operation thanks to exclusive design enhancements to buffer and minimize sound

Storage Capabilities

- 2.7 cu. ft. capacity, stores 24 bottles of wine with (6) 4-bottle roller-glide wine racks

Touchscreen Controls

- With over 10 functions, Marvel Intuit™ Integrated Controls allow you to select a precise cabinet temperature from 40° F to 65° F
- Vacation/Sabbath mode conserves energy during times when the unit is not in use and complies with Star-K requirements
- For expanded information on all functions, open the gatefold at the beginning of this catalog

Aesthetics

- Two-stage, soft white theater-style LED lighting, midnight black interior and natural maple shelf fronts, stainable to match cabinetry
- Easy-to-install panel overlay option features soft-close integrated hinge for a truly flush fit with cabinetry
- Finish options: stainless steel, black or overlay (panel ready)

Additional Convenience

- Close Door Assist System™ gently and automatically draws door to a close, ensuring door is never accidentally left ajar
- 4" black adjustable toe kick, height adjustment up to 1" with leveling legs
- Filler kit available for 18" wide opening (see page 79)
- 1-year parts and labor warranty, 5-year sealed system parts warranty

Ordering Options

Stainless Frame, Glass Door, Right Hinge, Stainless Designer Handle	ML15WSG1RS
Stainless Frame, Glass Door, Left Hinge, Stainless Designer Handle	ML15WSG1LS
Smooth Black Frame, Glass Door, Right Hinge, Black Designer Handle	ML15WSG1RB
Smooth Black Frame, Glass Door, Left Hinge, Black Designer Handle	ML15WSG1LB
Panel-Ready Framed Glass Door, Integrated Right Hinge (Handle Not Included)*	ML15WSF2RP
Panel-Ready Framed Glass Door, Integrated Left Hinge (Handle Not Included)*	ML15WSF2LP
Panel-Ready Solid Overlay Door, Integrated Right Hinge (Handle Not Included)*	ML15WSP2RP
Panel-Ready Solid Overlay Door, Integrated Left Hinge (Handle Not Included)*	ML15WSP2LP

*Easy installation! No panel kit required. Consult your cabinet maker for overlay panel and handle options.



15" Marvel Single Zone Wine Cellar

Model # 30WCM

23-bottle wine preservation in a 15" footprint



Performance

- Thermal-efficient cabinet ensures optimum wine preservation and energy efficiency while maximizing capacity
- Tinted, UV-resistant glass protects wine from damaging ultraviolet light, while conserving energy
- Vibration Neutralization System™ protects wine from agitation, allowing it to come to full maturation
- Now even quieter operation thanks to exclusive design enhancements to buffer and minimize sound

Storage Capabilities

- 2.86 cu. ft. capacity, stores 23 bottles of wine
- (5) 4-bottle rollout wine racks and (1) 3-bottle wine cradle

Temperature Controls

- Marvel Prime™ Controls allow you to set cabinet temperature from 40°F to 65°F

Aesthetics

- White incandescent display lighting and midnight black interior
- Sleek stainless-steel framed glass door, designer handle and 4" adjustable black toe kick
- Natural maple shelf fronts are stainable to match cabinetry
- Finish: stainless steel

Additional Convenience

- Close Door Assist System™ gently and automatically draws door to a close, ensuring door is never accidentally left ajar
- 4" black adjustable toe kick, height adjustment up to 1" with leveling legs
- Filler kit available for 18" wide opening (see page 79)
- 1-year parts and labor warranty, 5-year sealed system parts warranty

Ordering Options

Stainless Frame Glass Door, Right Hinge Stainless Designer Handle	30WCM-BS-G-R
Stainless Frame Glass Door, Left Hinge Stainless Designer Handle	30WCM-BS-G-L



Finish



Stainless steel



24" Marvel Single Zone Wine Cellar

Model # 61WCM

Stores up to 48 bottles



Ordering Options

Stainless Frame Glass Door, Right Hinge Stainless Designer Handle	61WCM-BS-G-R
Stainless Frame Glass Door, Left Hinge Stainless Designer Handle	61WCM-BS-G-L
HumiDrawer™	42242728

Performance

- Thermal-efficient cabinet ensures optimum wine preservation and energy efficiency while maximizing capacity
- Argon-filled, UV-resistant tinted dual pane glass door protects contents from damaging ultraviolet light, while conserving energy`
- Vibration Neutralization System™ protects wine from agitation, allowing it to come to full maturation
- Now even quieter operation thanks to exclusive design enhancements to buffer and minimize sound

Storage Capabilities

- 6.4 cu. ft. capacity, stores 45 bottles of wine including (1) 7-bottle display wine rack, (4) 8-bottle rollout wine racks, and (1) 6-bottle wine cradle
- Wire wine racks easily pull out to access your collection

Temperature Controls

- Marvel Prime™ Controls allow you to set cabinet temperature from 40°F to 65°F

Aesthetics

- White incandescent display lighting and midnight black interior
- Sleek stainless-steel framed glass door, designer handle and 4" adjustable black toe kick
- Natural maple shelf fronts are stainable to match cabinetry
- Finish: stainless steel

Additional Convenience

- Close Door Assist System™ gently and automatically draws door to a close, ensuring door is never accidentally left ajar
- 4" black adjustable toe kick, height adjustment up to 1" with leveling legs
- 1-year parts and labor warranty, 5-year sealed system parts warranty



HumiDrawer™ Fine Cigar Storage

Designed exclusively for the 24" Marvel Single Zone Wine Cellar (61WCM), the Marvel HumiDrawer™ is handcrafted Spanish Cedar, recommended for fine cigar storage. Smooth Spanish Cedar dividers are adjustable into four compartments to accommodate as many as 200 cigars from 5" to 8" in length. The humidification system is discretely located, and built-in closures solidly seal the chamber.

Performance

- Thermal-efficient cabinet ensures optimum wine preservation and energy efficiency while maximizing capacity
- Argon-filled, UV-resistant tinted dual pane glass door protects contents from damaging ultraviolet light, while conserving energy`
- Vibration Neutralization System™ protects wine from agitation, allowing it to come to full maturation
- Now even quieter operation thanks to exclusive design enhancements to buffer and minimize sound

Storage Capabilities

- 8.24 cu. ft. capacity, stores 68 bottles of wine
- (6) 10-bottle rollout wine racks and (1) 8-bottle wine cradle

Temperature Controls

- Marvel Prime™ Controls allow you to set cabinet temperature from 40°F to 65°F

Aesthetics

- White incandescent display lighting and midnight black interior
- Sleek stainless-steel door, designer handle and 4" adjustable black toe kick
- Natural maple shelf fronts are stainable to match cabinetry
- Finish: stainless steel

Additional Convenience

- Close Door Assist System™ gently and automatically draws door to a close, ensuring door is never accidentally left ajar
- 4" black adjustable toe kick, height adjustment up to 1" with leveling legs
- 1-year parts and labor warranty, 5-year sealed system parts warranty

Ordering Options

Stainless Frame, Glass Door, Right Hinge, With Lock, Stainless Designer Handle	8SWCE-BS-G-LR
Stainless Frame, Glass Door, Left Hinge, With Lock, Stainless Designer Handle	8SWCE-BS-G-LL



30" Marvel Single Zone Wine Cellar

Model # 8SWCE

Maximum capacity: preserves as many as 68 bottles of wine






15" Marvel Crescent Ice Machine

Model # 25iM

15 lbs of crescent ice storage



Finish Options



Performance

- Produces up to 7 lbs of crescent ice in 24 hours

Storage Capabilities

- Stores 15 lbs of crescent ice

Aesthetics

- Easy-to-install panel overlay option
- Finish options: stainless steel, black or overlay (panel ready)

Additional Convenience

- No pump or drain required
- Close Door Assist System™ gently and automatically draws door to a close, ensuring door is never accidentally left ajar
- 4" black adjustable toe kick, height adjustment up to 1" with leveling legs
- Filler kit available for 18" wide opening (see page 79)
- 1-year parts and labor warranty, 5-year sealed system parts warranty

Ordering Options

Solid Stainless-Steel Door, Right Hinge, Stainless Designer Handle	25iM-BS-F-R
Solid Stainless-Steel Door, Left Hinge, Stainless Designer Handle	25iM-BS-F-L
Solid Smooth Black Door, Right Hinge, Black Designer Handle	25iM-BB-F-R
Solid Smooth Black Door, Left Hinge, Black Designer Handle	25iM-BB-F-L
Panel-Ready Solid Overlay Door, Right Hinge (Handle Not Included)*	25iM-BB-O-R
Panel-Ready Solid Overlay Door, Left Hinge (Handle Not Included)*	25iM-BB-O-L

*Easy installation! No panel kit required. Consult your cabinet maker for overlay panel and handle options.



15" Marvel Clear Ice Machine™

Model # 30iMT

The quietest, clearest ice machine brand



Performance

- Replenishes up to 34 lbs of clear, pure ice in just 24 hours
- Stainless-steel ice cutter ensures consistent 3/4" size and shape
- Insulated thermal-efficient cabinet and sound-buffering ice deflector greatly reduces cube impact noise, making it the quietest ice machine you can buy
- Frost-free technology ensures you'll never have to manually defrost

Storage Capabilities

- Stores 30 lbs of clear ice and Ice scoop included

Aesthetics

- High-efficiency, low-maintenance condenser design for built-in zero clearance installations
- Easy-to-install panel overlay option
- Finish options: stainless steel, black or overlay (panel ready)

Additional Convenience

- Equipped with cleaning mode
- Available with or without factory-installed drain pump
- Close Door Assist System™ gently and automatically draws door to a close, ensuring door is never accidentally left ajar
- 4" black adjustable toe kick, height adjustment up to 1" with leveling legs
- Filler kit available for 18" wide opening (see page 79)
- 1-year parts and labor warranty, 5-year sealed system parts warranty

Ordering Options

WITH FACTORY-INSTALLED DRAIN PUMP

Solid Stainless-Steel Door, Right Hinge, Stainless Designer Handle	30iMT-BS-F-R-P
Solid Stainless-Steel Door, Left Hinge, Stainless Designer Handle	30iMT-BS-F-L-P
Solid Smooth Black Door, Right Hinge, Black Designer Handle	30iMT-BB-F-R-P
Solid Smooth Black Door, Left Hinge, Black Designer Handle	30iMT-BB-F-L-P
Panel-Ready Solid Overlay Door, Right Hinge (Handle Not Included)*	30iMT-BB-O-R-P
Panel-Ready Solid Overlay Door, Left Hinge (Handle Not Included)*	30iMT-BB-O-L-P

NO FACTORY-INSTALLED DRAIN PUMP

Solid Stainless-Steel Door, Right Hinge, Stainless Designer Handle	30iMT-BS-F-R
Solid Stainless-Steel Door, Left Hinge, Stainless Designer Handle	30iMT-BS-F-L
Solid Smooth Black Door, Right Hinge, Black Designer Handle	30iMT-BB-F-R
Solid Smooth Black Door, Left Hinge, Black Designer Handle	30iMT-BB-F-L
Panel-Ready Solid Overlay Door, Right Hinge (Handle Not Included)*	30iMT-BB-O-R
Panel-Ready Solid Overlay Door, Left Hinge (Handle Not Included)*	30iMT-BB-O-L

*Easy installation! No panel kit required. Consult your cabinet maker for overlay panel and handle options.

Proper Ice Machine Care

To ensure maximum performance and ice quality, it is recommended to clean your ice machine once every three months and sanitize at least once per year.

Accessories

Clear Ice Machine Cleaner, 4-oz bottle	S41013789
Clear Ice Machine Sanitizer, 16-oz bottle	S41013790



Clear Ice Machine Cleaner: 4-oz bottle
Clear Ice Machine Sanitizer: 16-oz bottle
Stainless steel
Solid Overlay (Panel Ready)*
Black

24" Marvel Beer Dispensers (Built-In and Mobile)

Model # ML24BS & ML24BT

The World's Most Versatile Beer Dispenser

Mobile model features locking casters, stainless-steel mug rail and matching designer handle on a classic black cabinet.

33 3/4" H
(not including optional casters)

25 5/8" D
including handle

23 7/8" W



CHECK OUT OUR BEER BLOG!

Meet Bob the Beer Engineer, homebrewer, craft beer expert and lead engineer of Marvel Beer Dispensers. Follow along as he shares his expertise with informative how-to's, fun beer facts, insider knowledge and more! marvelrefrigeration.com/bobthebeerengineer

Ordering Options

SINGLE TAP, MOBILE

Solid Black Door, Single Tap, Right Hinge, Stainless Designer Handle†

ML24BSSMRB

TWIN TAP, MOBILE

Solid Black Door, Twin Tap, Right Hinge, Stainless Designer Handle†

ML24BTSMRB

SINGLE TAP, BUILT-IN

Solid Smooth Black Door, Right Hinge, Black Designer Handle†

ML24BSS2RB

Solid Smooth Black Door, Left Hinge, Black Designer Handle†

ML24BSS2LB

Solid Stainless-Steel Door, Right Hinge, Stainless Designer Handle†

ML24BSS2RS

Solid Stainless-Steel Door, Left Hinge, Stainless Designer Handle†

ML24BSS2LS

Panel-Ready Solid Overlay Door, Integrated Right Hinge (Handle Not Included)*

ML24BSP3RP

Panel-Ready Solid Overlay Door, Integrated Left Hinge (Handle Not Included)*

ML24BSP3LP

Performance

- Dynamic Cooling Technology™ delivers the industry's best temperature stability and rapid cool down, tested and proven to cool nearly 2x faster than competitors
- Integrated drain system keeps spillage under control and removable components make for easier cleaning
- Now even quieter operation thanks to exclusive design enhancements to buffer and minimize sound

Storage Capabilities

- The only beer dispenser that can store half kegs, tall quarter kegs, pony kegs, sixth barrels, Cornelius kegs, growlers, bottles or cans
- (2) stow-on-board, commercial-grade stainless-steel shelves convert unit to a full refrigerator to store perishables
- Secure CO₂ tank storage area and drain basin
- Rear port gives external CO₂ tank option
- 5.7 cu. ft. capacity

Touchscreen Controls

- With over 10 functions, Marvel Intuit™ Integrated Controls allow you to select a precise cabinet temperature from 35° F to 42° F
- Vacation/Sabbath mode conserves energy during times when the unit is not in use and complies with Star-K requirements
- For expanded information on all functions, open the gatefold at the beginning of this catalog

Aesthetics

- Built-in and mobile models available with single or twin tap options
- Easy-to-install panel overlay option features soft-close integrated hinge for a truly flush fit with cabinetry
- Finish options: stainless steel, black or overlay (panel ready)

Additional Convenience

- Lo-Boy coupler makes it easier to store, tap and swap out tall U.S. type D half barrels
- Anti-scoff interior floor shield protects against cabinet wear and tear from loading and unloading kegs
- Double-insulated tower reduces foam on pour and prevents condensation
- Close Door Assist System™ gently and automatically draws door to a close, ensuring door is never accidentally left ajar
- Height adjustment up to 1" with leveling legs
- 1-year parts and labor warranty, 5-year sealed system parts warranty

TWIN TAP, BUILT-IN

Solid Stainless-Steel Door, Right Hinge, Stainless Designer Handle†

ML24BTS2RS

Solid Stainless-Steel Door, Left Hinge, Stainless Designer Handle†

ML24BTS2LS

Panel-Ready Solid Overlay Door, Integrated Right Hinge (Handle Not Included)*

ML24BTP3RP

Panel-Ready Solid Overlay Door, Integrated Left Hinge (Handle Not Included)*

ML24BTP3LP

*Easy installation! No panel kit required. Consult your cabinet maker for overlay panel and handle options.

† ENERGY STAR® Certified



4-IN-1 STORAGE



Half Barrel



Tall Quarter Barrel or Pony Keg with Beverage Storage



Two Sixth Barrels or Cornelius Kegs



Full Beverage Storage

Finish Options



Stainless steel



Solid Overlay (Panel Ready)*



Black



† Select Models





Low Profile Series ADA Height Models

We offer models ideal for ADA-height* installations, universal design applications and areas with limited space or thick flooring. Marvel is a leading choice of world-class sports and entertainment venues, hotels, hospitals and medical facilities, and other premium commercial installations across America.

"These units are bulletproof! We purchased 500 of Marvel's refrigerators when cell phones were still bricks, and they are still in excellent running condition today!"

- Andrew T, Chief Engineer of JW Marriott


Slim Designer Handle



Low Profile ADA Height



Overlay Panel Options




*Americans with Disabilities Act



24" Marvel Low Profile Beverage Refrigerator

Model # MA24BRG3

Versatile refrigeration storage, universal installation



Performance

- Dynamic Cooling Technology™ delivers the industry's best temperature stability and rapid cool down, tested and proven to cool nearly 2x faster than competitors
- Thermal-efficient cabinet ensures optimum food preservation and energy efficiency while maximizing capacity
- Argon-filled, UV-resistant tinted dual pane glass door protects contents from damaging ultraviolet light, while conserving energy
- Now even quieter operation thanks to exclusive design enhancements to buffer and minimize sound

Storage Capabilities

- 4.9 cu. ft. capacity, stores (95) 12-oz cans or (7) wine bottles
- 60/40 Split Convertible Shelf™ with cantilevered glass shelving converts to a wine rack with Vibration Neutralization System™ or offers both configurations all in one
- Tall item storage: half-width interior shelf allows for high-clearance vertical storage
- MaxStore™ smooth-glide clear bin organizes loose, bulky items; capable of storing 15 lbs of produce, 4 wine bottles or 22 cans

Touchscreen Controls

- With over 10 functions, Marvel Intuit™ Integrated Controls allow you to select a precise cabinet temperature from 34° F to 42° F
- Vacation/Sabbath mode conserves energy during times when the unit is not in use and complies with Star-K requirements
- For expanded information on all functions, open the gatefold at the beginning of this catalog

Aesthetics

- Two-stage, soft white theater-style LED lighting and midnight black interior
- Sleek stainless-steel door, black steel-framed shelving and stainless-steel designer handle
- Finish: stainless steel

Additional Convenience

- Low profile, ADA-compliant height allows for universal installation applications, both commercial and residential
- Close Door Assist System™ gently and automatically draws door to a close, ensuring door is never accidentally left ajar
- Door lock provides added safety and security
- 4" black adjustable toe kick, height adjustment up to 1" with leveling legs
- 1-year parts and labor warranty, 5-year sealed system parts warranty

Ordering Options


Stainless Frame, Glass Door, With Lock, Right Hinge, Stainless Designer Handle	MA24BRG3RS
Stainless Frame, Glass Door, With Lock, Left Hinge, Stainless Designer Handle	MA24BRG3LS



24" Marvel Low Profile Beverage Center

Model # MA24BCG1

Maximum beverage storage, including up to 18 bottles of wine



Performance

- Dynamic Cooling Technology™ delivers the industry's best temperature stability and rapid cool down, tested and proven to cool nearly 2x faster than competitors
- FreshFlo™ commercial-grade cantilevered steel shelves are perforated to allow cool air to efficiently circulate throughout the cabinet
- Thermal-efficient cabinet ensures optimum food preservation and energy efficiency while maximizing capacity
- Argon-filled, UV-resistant tinted dual pane glass door protects contents from damaging ultraviolet light, while conserving energy
- Now even quieter operation thanks to exclusive design enhancements to buffer and minimize sound

Storage Capabilities

- 4.9 cu. ft. capacity, stores (95) 12-oz cans or (18) wine bottles
- (2) cantilevered, full-width FreshFlo™ black commercial-grade shelves

Touchscreen Controls

- With over 10 functions, Marvel Intuit™ Integrated Controls allow you to select a precise cabinet temperature from 34° F to 42° F
- Vacation/Sabbath mode conserves energy during times when the unit is not in use and complies with Star-K requirements
- For expanded information on all functions, open the gatefold at the beginning of this catalog

Aesthetics

- Two-stage, soft white theater-style LED lighting and midnight black interior
- Finish: stainless steel

Additional Convenience

- Low profile, ADA-compliant height allows for universal installation applications, both commercial and residential
- Close Door Assist System™ gently and automatically draws door to a close, ensuring door is never accidentally left ajar
- Door lock provides added safety and security
- 4" black adjustable toe kick, height adjustment up to 1" with leveling legs
- 1-year parts and labor warranty, 5-year sealed system parts warranty

Ordering Options

Stainless Frame, Glass Door, With Lock, Right Hinge, Stainless Designer Handle	MA24BCG1RS
Stainless Frame, Glass Door, With Lock, Left Hinge, Stainless Designer Handle	MA24BCG1LS





24" Marvel Low Profile All Refrigerator

Model # MA24RA

Versatile refrigeration storage, universal installation



ADA Height



Finish Options



Stainless steel



Solid Overlay (Panel Ready)*



Black

Performance

- Dynamic Cooling Technology™ delivers the industry's best temperature stability and rapid cool down, tested and proven to cool nearly 2x faster than competitors
- Now even quieter operation thanks to exclusive design enhancements to buffer and minimize sound

Storage Capabilities

- 4.6 cu. ft. capacity, stores (118) 12-oz cans
- (1) full-width and (1) half-width cantilevered, fully adjustable white steel-framed glass shelves and (1) fixed white steel-framed glass shelf
- Tall item storage: half-width interior shelf allows for high-clearance vertical storage
- MaxStore™ smooth-glide clear bin organizes loose, bulky items; capable of storing 15 lbs of produce, 4 wine bottles or 22 cans

Touchscreen Controls

- With over 10 functions, Marvel Intuit™ Integrated Controls allow you to select a precise cabinet temperature from 34° F to 42° F
- Vacation/Sabbath mode conserves energy during times when the unit is not in use and complies with Star-K requirements
- For expanded information on all functions, open the gatefold at the beginning of this catalog

Aesthetics

- Pristine arctic white interior easily wipes clean and efficient white LED lighting illuminates interior for better viewing
- Easy-to-install panel overlay option features soft-close integrated hinge for a truly flush fit with cabinetry
- Finish options: stainless steel, black or overlay (panel ready)

Additional Convenience

- Low profile, ADA-compliant height allows for universal installation applications, both commercial and residential
- Close Door Assist System™ gently and automatically draws door to a close, ensuring door is never accidentally left ajar
- 4" black adjustable toe kick, height adjustment up to 1" with leveling legs
- 1-year parts and labor warranty, 5-year sealed system parts warranty

Ordering Options

Solid Stainless-Steel Door, Right Hinge, With Lock, Stainless Designer Handle	MA24RAS2RS
Solid Stainless-Steel Door, Left Hinge, With Lock, Stainless Designer Handle	MA24RAS2LS
Solid Smooth Black Door, Right Hinge, With Lock, Black Designer Handle	MA24RAS2RB
Solid Smooth Black Door, Left Hinge, With Lock, Black Designer Handle	MA24RAS2LB
Panel-Ready Solid Overlay Door, With Lock, Integrated Right Hinge (Handle Not Included)*	MA24RAP3RP
Panel-Ready Solid Overlay Door, With Lock, Integrated Left Hinge (Handle Not Included)*	MA24RAP3LP

*Easy installation! No panel kit required. Consult your cabinet maker for overlay panel and handle options.



24" Marvel Low Profile All Refrigerator

Model # MA24RAS1

Full-depth refrigeration storage: stores as many as 190 cans!



ADA Height



Finish



Stainless steel

Performance

- Dynamic Cooling Technology™ delivers the industry's best temperature stability and rapid cool down, tested and proven to cool nearly 2x faster than competitors
- Now even quieter operation thanks to exclusive design enhancements to buffer and minimize sound

Storage Capabilities

- 4.7 cu. ft. capacity, stores (190) 12-oz cans
- (2) cantilever, fully adjustable FreshFlo™ white commercial-grade steel shelves

Touchscreen Controls

- With over 10 functions, Marvel Intuit™ Integrated Controls allow you to select a precise cabinet temperature from 34° F to 42° F
- Vacation/Sabbath mode conserves energy during times when the unit is not in use and complies with Star-K requirements
- For expanded information on all functions, open the gatefold at the beginning of this catalog

Aesthetics

- Pristine arctic white interior easily wipes clean and efficient white LED lighting illuminates interior for better viewing
- Easy-to-install panel overlay option features soft-close integrated hinge for a truly flush fit with cabinetry
- Finish: stainless steel

Additional Convenience

- Low profile, ADA-compliant height allows for universal installation applications, both commercial and residential
- Close Door Assist System™ gently and automatically draws door to a close, ensuring door is never accidentally left ajar
- 4" black adjustable toe kick, height adjustment up to 1" with leveling legs
- 1-year parts and labor warranty, 5-year sealed system parts warranty

Ordering Options

Solid Stainless-Steel Door, Right Hinge, With Lock, Stainless Designer Handle	MA24RAS1RS
Solid Stainless-Steel Door, Left Hinge, With Lock, Stainless Designer Handle	MA24RAS1LS

LIVE MARVELOUSLY TIP

Marvel Low Profile models expand their application beyond ADA height installations – their 31" height makes them an ideal fit in restoration projects, allowing adequate room to preserve traditionally thicker historic flooring and still fit beautifully under counter height.



15" Marvel Low Profile Clear Ice™ Machine

Model # 30iMAT

The purest clear ice in ADA height



ADA Height



Finish Options



Stainless steel Solid Overlay (Panel Ready)* Black

Performance

- Replenishes up to 34 lbs of clear, pure ice in 24 hours
- Stainless-steel ice cutter ensures consistent 3/4" size and shape
- Insulated thermal-efficient cabinet and sound-buffering ice deflector greatly reduces cube impact noise, making it the quietest ice machine you can buy
- Frost-free technology ensures you'll never have to manually defrost

Storage Capabilities

- Stores 30 lbs of clear ice, ice scoop included

Aesthetics

- High-efficiency, low-maintenance condenser design for built-in zero clearance installations
- Finish options: stainless steel, black or overlay (panel ready)

Additional Convenience

- Low profile, ADA height allows for universal installation applications, both commercial and residential
- Equipped with cleaning mode
- Available with or without factory-installed drain pump
- Close Door Assist System™ gently and automatically draws door to a close, ensuring door is never accidentally left ajar
- 4" black adjustable toe kick, height adjustment up to 1" with leveling legs
- 1-year parts and labor warranty, 5-year sealed system parts warranty

Ordering Options

WITH FACTORY-INSTALLED DRAIN PUMP

Solid Stainless-Steel Door, Right Hinge, Stainless Designer Handle	30iMAT-BS-F-R-P
Solid Stainless-Steel Door, Left Hinge, Stainless Designer Handle	30iMAT-BS-F-L-P
Solid Smooth Black Door, Right Hinge, Stainless Designer Handle	30iMAT-BB-F-R-P
Solid Smooth Black Door, Left Hinge, Stainless Designer Handle	30iMAT-BB-F-L-P
Panel-Ready Solid Overlay Door, Right Hinge (Handle Not Included)*	30iMAT-BB-O-R-P
Panel-Ready Solid Overlay Door, Left Hinge (Handle Not Included)*	30iMAT-BB-O-L-P

NO FACTORY-INSTALLED DRAIN PUMP

Solid Stainless-Steel Door, Right Hinge, Stainless Designer Handle	30iMAT-BS-F-R
Solid Stainless-Steel Door, Left Hinge, Stainless Designer Handle	30iMAT-BS-F-L
Solid Smooth Black Door, Right Hinge, Stainless Designer Handle	30iMAT-BB-F-R
Solid Smooth Black Door, Left Hinge, Stainless Designer Handle	30iMAT-BB-F-L
Panel-Ready Solid Overlay Door, Right Hinge (Handle Not Included)*	30iMAT-BB-O-R
Panel-Ready Solid Overlay Door, Left Hinge (Handle Not Included)*	30iMAT-BB-O-L

*Easy installation! No panel kit required. Consult your cabinet maker for overlay panel and handle options.

Performance

- Produces up to 7 lbs of crescent ice in 24 hours
- Insulated thermal-efficient cabinet

Storage Capabilities

- Stores 15 lbs of crescent ice
- Removable ice bucket for easy cleaning

Aesthetics

- Sleek stainless-steel door and designer handle
- Finish: stainless steel

Additional Convenience

- Low profile, ADA height allows for universal installation applications, both commercial and residential
- No pump or drain required – includes 20' non-kink drain hose and clamp
- Close Door Assist System™ gently and automatically draws door to a close, ensuring door is never accidentally left ajar
- 4" black adjustable toe kick, height adjustment up to 1" with leveling legs
- 1-year parts and labor warranty, 5-year sealed system parts warranty

Ordering Options

Solid Stainless-Steel Door, Right Hinge, Stainless Designer Handle	MA15CRS1-RS
Solid Stainless-Steel Door, Left Hinge, Stainless Designer Handle	MA15CRS1-LS

15" Marvel Low Profile Crescent Ice Machine ADA Height

Model # MA15CRS1



ADA Height



Performance

- Produces up to 7 lbs of crescent ice in 24 hours
- Now even quieter operation thanks to exclusive design enhancements to buffer and minimize sound

Storage Capabilities

- Stores 15 lbs of crescent ice in removable ice bucket

Aesthetics

- Finish options: stainless steel or black

Additional Convenience

- No pump or drain required – includes 20' non-kink drain hose and clamp
- Close Door Assist System™ gently and automatically draws door to a close, ensuring door is never accidentally left ajar
- 1-year parts and labor warranty, 5-year sealed system parts warranty

Ordering Options

Solid Stainless-Steel Door, Right Hinge, Stainless Designer Handle	15iM-BS-F-R
Solid Stainless-Steel Door, Left Hinge, Stainless Designer Handle	15iM-BS-F-L
Solid Smooth Black Door, Right Hinge, Stainless Designer Handle	15iM-BB-F-R
Solid Smooth Black Door, Left Hinge, Stainless Designer Handle	15iM-BB-F-L

15" Marvel Compact Crescent Ice Machine

Model # 15iM



Finish Options

ADA Height





Certified for Outdoor Performance

Outdoor kitchens demand a higher level of durability, reliability and performance from the appliances chosen for the strenuous job. That's why world-class Marvel Outdoor Refrigeration are CSA certified for outdoor use and tested to endure the elements like rain, corrosion, humidity and temperatures as high as 115°F. Plus, each is engineered with Dynamic Cooling Technology™ to provide the industry's best temperature stability and rapid cool down proven to cool nearly 2x faster than other outdoor models.



Designed for the elements
Tested to endure



Rain



Corrosion



High Temperature



High Humidity



Commercial Grade Power Cord




Certified for Outdoor Performance

Energy-efficient appliances with precise temperature management



Corrosion-resistant stainless-steel exterior, sturdy pro-style handle and rugged toe kicks



Security locks standard on all refrigerators and dispensers



24" Marvel Outdoor Refrigerator and Freezer with Ice Maker Option

Model # MO24RF

The only all-in-one outdoor refrigerator freezer ice maker on the market



Optional Ice Maker



Performance

- CSA certified for outdoor use to withstand elements like rain, corrosion, high humidity and heat
- Tested to perform in temperatures as high as 115° F
- Dynamic Cooling Technology™ delivers the industry's best temperature stability and rapid cool down, tested and proven to cool nearly 2x faster than competitors
- Thermal-efficient insulated cabinet ensures optimum energy efficiency and cooling performance

Storage Capabilities

- Refrigerator's 3.9 cu. ft. holds up to (72) 12-oz cans
- Interior 1 cu. ft. freezer with self-closing door is large enough to hold up to 12 pints of ice cream
- Optional ice maker kit available to produce and store up to 13 lbs of crescent ice (accessory part #S42418151, field installable)
- (2) partial-width cantilever, fully adjustable stainless-steel framed glass shelves, (1) full-width, fixed-position stainless-steel-framed glass shelf, (1) MaxStore™ Bin and (1) stainless-steel freezer shelf (removable)
- MaxStore™ smooth-glide clear bin organizes loose, bulky items; capable of storing 15 lbs of produce, 4 wine bottles or 22 12-oz cans
- Adjustable cantilever shelving allows easy customization to meet your changing storage needs

Temperature Controls

- Marvel Prime™ controls for precise, frost-free temperature management between 34° to 42° F and a freezer temperature between -6° F and 6° F to keep contents evenly frozen throughout
- Audible alarms for door ajar and high/low temperature ensure your contents stay at optimal temperature

Aesthetics

- Corrosion-resistant stainless-steel exterior, commercial grade 6-foot power cord, sturdy pro-style handle and rugged stainless-steel toe kick
- Pristine arctic white interior is easy to wipe clean, even in the corners
- Efficient white LED lighting brightly illuminates interior for better viewing of contents
- Finish: stainless steel (CSA certified for outdoor use)

Additional Convenience

- Door lock provides added safety and security
- Close Door Assist System™ gently and automatically draws door to a close, ensuring door is never accidentally left ajar
- 4" adjustable stainless-steel toe kick, height adjustment up to 1" with leveling legs
- 1-year parts and labor warranty, 5-year sealed system parts warranty

Ordering Options

Solid Stainless-Steel Door with Lock, Right Hinge, Professional Handle	MO24RFS2RS
Solid Stainless-Steel Door with Lock, Left Hinge, Professional Handle	MO24RFS2LS
Outdoor Ice Maker Kit, Ice Bucket Included (Field Installable)	S42418151



Certified for Outdoor Use

24" Marvel Outdoor Refrigerator with MaxStore™ Bin and Door Storage

Model # MO24RAS2

Door storage for even more versatility



Performance

- CSA certified for outdoor use to withstand elements like rain, corrosion, high humidity and heat
- Tested to perform in temperatures as high as 115° F
- Dynamic Cooling Technology™ delivers the industry's best temperature stability and rapid cool down, tested and proven to cool nearly 2x faster than competitors
- Thermal-efficient cabinet ensures optimum preservation and energy efficiency while maximizing capacity

Storage Capabilities

- 5.1 cu. ft. capacity, stores (146) 12-oz cans
- Easy access door storage accommodates tall bottles
- Fully-adjustable, cantilever FreshFlo™ stainless-steel slide-out full width shelf
- MaxStore™ smooth-glide clear bin organizes loose, bulky items; capable of storing 15 lbs of produce, 4 wine bottles or 22 cans
- Also includes (1) full-width roller-glide and (1) half-width cantilevered, fully adjustable perforated stainless-steel shelf and (1) fixed steel-framed glass shelf

Temperature Controls

- Marvel Prime™ controls for precise, frost-free temperature management between 34° and 42° F
- Audible alarms for door ajar and high/low temperature ensure your contents stay at optimal temperature

Aesthetics

- Pristine arctic white interior easily wipes clean and efficient white LED lighting illuminates interior for better viewing
- Corrosion-resistant stainless-steel exterior, sturdy pro-style handle and rugged 4" adjustable flat toe grill
- Finish: stainless steel (CSA certified for outdoor use)

Additional Convenience

- Door lock provides added safety and security
- Close Door Assist System™ gently and automatically draws door to a close, ensuring door is never accidentally left ajar
- 4" adjustable stainless-steel toe kick, height adjustment up to 1" with leveling legs
- 1-year parts and labor warranty, 5-year sealed system parts warranty

Ordering Options

Solid Stainless-Steel Door with Lock, Right Hinge, Professional Handle	MO24RAS2RS
Solid Stainless-Steel Door with Lock, Left Hinge, Professional Handle	MO24RAS2LS



Certified for Outdoor Use



Performance

- CSA certified for outdoor use to withstand elements like rain, corrosion, high humidity and heat
- Tested to perform in temperatures as high as 115° F
- Dynamic Cooling Technology™ delivers the industry's best temperature stability and rapid cool down, tested and proven to cool nearly 2x faster than competitors
- Thermal-efficient cabinet ensures optimum preservation and energy efficiency while maximizing capacity

Storage Capabilities

- 5.3 cu. ft. capacity, stores (154) 12-oz cans
- Two commercial-grade FreshFlo™ stainless-steel shelves are cantilevered and fully adjustable

Temperature Controls

- Marvel Prime™ controls for precise, frost-free temperature management between 34° and 42° F
- Audible alarms for door ajar and high/low temperature ensure your contents stay at optimal temperature

Aesthetics

- Pristine arctic white interior easily wipes clean and efficient white LED lighting illuminates interior for better viewing
- Corrosion-resistant stainless-steel exterior, sturdy pro-style handle and rugged 4" adjustable flat toe grill
- Finish: stainless steel (CSA certified for outdoor use)

Additional Convenience

- Door lock provides added safety and security
- Close Door Assist System™ gently and automatically draws door to a close, ensuring door is never accidentally left ajar
- 4" adjustable stainless-steel toe kick, height adjustment up to 1" with leveling legs
- 1-year parts and labor warranty, 5-year sealed system parts warranty

Ordering Options

Solid Stainless-Steel Door with Lock, Right Hinge, Professional Handle	MO24RAS1RS
Solid Stainless-Steel Door with Lock, Left Hinge, Professional Handle	MO24RAS1LS



Certified for Outdoor Use



24" Marvel Outdoor Refrigerator

Model # MO24RAS1

High-capacity, full-depth storage



15" Marvel Outdoor All Refrigerator

Model # MO15RAS2

Compact refrigeration storage



Performance

- CSA certified for outdoor use to withstand elements like rain, corrosion, high humidity and heat
- Tested to perform in temperatures as high as 115° F
- Dynamic Cooling Technology™ delivers the industry's best temperature stability and rapid cool down, tested and proven to cool nearly 2x faster than competitors
- Thermal-efficient insulated cabinet ensures optimum energy efficiency and cooling performance

Storage Capabilities

- 2.7 cu. ft. capacity, stores (70) 12-oz cans
- Two commercial-grade FreshFlo™ stainless-steel roller-glide shelves are cantilevered and fully adjustable

Temperature Controls

- Marvel Prime™ controls for precise, frost-free temperature management between 34° to 42° F
- Audible alarms for door ajar and high/low temperature ensure your contents stay at optimal temperature

Aesthetics

- Pristine arctic white interior easily wipes clean and efficient white LED lighting illuminates interior for better viewing
- Corrosion-resistant stainless-steel exterior, sturdy pro-style handle and rugged 4" adjustable flat toe grill
- Finish: stainless steel (CSA certified for outdoor use)

Additional Convenience

- Door lock provides added safety and security
- Close Door Assist System™ gently and automatically draws door to a close, ensuring door is never accidentally left ajar
- 4" adjustable stainless-steel toe kick, height adjustment up to 1" with leveling legs
- 1-year parts and labor warranty, 5-year sealed system parts warranty

Ordering Options

Solid Stainless-Steel Door with Lock, Right Hinge, Professional Handle	MO15RAS2RS
Solid Stainless-Steel Door with Lock, Left Hinge, Professional Handle	MO15RAS2LS



Certified for Outdoor Use



Performance

- CSA certified for outdoor use to withstand elements like rain, corrosion, high humidity and heat
- Tested to perform in temperatures as high as 115° F
- Dynamic Cooling Technology™ delivers the industry's best temperature stability and rapid cool down, tested and proven to cool nearly 2x faster than competitors
- Thermal-efficient insulated cabinet ensures optimum energy efficiency and cooling performance
- Now even quieter operation thanks to exclusive design enhancements to buffer and minimize sound

Storage Capabilities

- 5.0 cu. ft. capacity, stores (133) 12-oz cans total:
 - Top Drawer stores (73) 12-oz cans
 - Bottom Drawer stores (60) 12-oz cans

Temperature Controls

- Marvel Prime™ controls for precise, frost-free temperature management between 34° to 42° F
- Audible alarms for door ajar and high/low temperature ensure your contents stay at optimal temperature

Aesthetics

- Drawer interior durably constructed from stainless steel, the most hygienic, easy-to-clean and stain-resistant of materials
- Efficient white LED lighting
- Corrosion-resistant stainless-steel exterior, sturdy pro-style handles and rugged 4" adjustable flat toe grill
- Finish: stainless steel (CSA certified for outdoor use)

Additional Convenience

- Door lock provides added safety and security
- Close Door Assist System™ gently and automatically draws door to a close, ensuring door is never accidentally left ajar
- 4" adjustable stainless-steel toe kick, height adjustment up to 1" with leveling legs
- 1-year parts and labor warranty, 5-year sealed system parts warranty

Ordering Options

Solid Stainless-Steel Drawer Fronts with Lock, Professional Handle	MO24RDS3NS
--	------------

LIVE MARVELOUSLY TIP

Is your home the place to be for summertime fun? You can load up Marvel Outdoor Refrigerated Drawers with case after case of beverages, so your guests can just open and grab without bending over.



Certified for Outdoor Use



24" Marvel Outdoor Refrigerated Drawers

Model # MO24RDS3NS

Convenient access to large-capacity cold storage





No other beer dispenser compares to the storage versatility of Marvel

24" Marvel Outdoor Mobile & Built-In Beer Dispensers

Model # MO24BS & MO24BT



Half Barrel or Slim Quarter



Full Beverage Storage



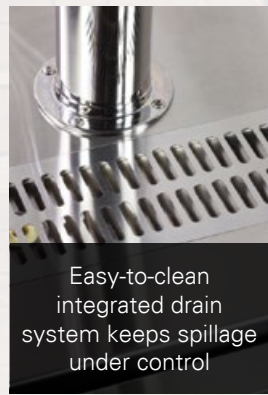
Two Sixth Barrels or Cornelius Kegs



Tall Quarter Barrel or Pony Keg with Beverage Storage



Double-insulated tower reduces foam on pour and prevents condensation



Easy-to-clean integrated drain system keeps spillage under control



Performance

- CSA certified for outdoor use to withstand elements like rain, corrosion, high humidity and heat
- Tested to perform in temperatures as high as 115° F
- Dynamic Cooling Technology™ delivers the industry's best temperature stability and rapid cool down, tested and proven to cool nearly 2x faster than competitors
- Thermal-efficient insulated cabinet ensures optimum energy efficiency and cooling performance
- Easy-to-clean integrated drain system keeps spillage under control
- Double-insulated tower reduces foam on pour and prevents condensation

Storage Capabilities

- The only beer dispenser that can store half barrel, quarter barrel (pony keg), sixth barrels or Cornelius kegs, slim quarters, growlers, bottles or cans
- Two exclusive stow-on-board shelves convert unit to an all-refrigerator capable of storing perishables
- 5.7 cu. ft. capacity
- Secure CO₂ tank storage area and drain basin
- Includes tower, drain pan, 5 lb. CO₂ tank, hoses, connectors and floor shield
- Rear port for external CO₂ tank option

Temperature Controls

- Marvel Prime™ controls for precise, frost-free temperature management between 34° to 46° F
- Audible alarms for door ajar and high/low temperature ensure your contents stay at optimal temperature

Aesthetics

- Corrosion-resistant stainless-steel exterior, sturdy pro-style handle and rugged 4" adjustable flat toe grill
- Finish: stainless steel (CSA certified for outdoor use)

Additional Convenience

- Lo-Boy coupler makes it easier to store, tap and swap out tall U.S. type D half barrels
- Anti-scuff interior floor shield protects cabinet from wear and tear loading and unloading kegs
- Door lock provides added safety and security
- 4" adjustable stainless-steel toe kick, height adjustment up to 1" with leveling legs
- 1-year parts and labor warranty, 5-year sealed system parts warranty

Ordering Options

SINGLE TAP, BUILT-IN

Solid Stainless-Steel Door, Right Hinge, Stainless Professional Handle	MO24BSS2RS
Solid Stainless-Steel Door, Left Hinge, Stainless Professional Handle	MO24BSS2LS

TWIN TAP, BUILT-IN

Solid Stainless-Steel Door, Right Hinge, Stainless Professional Handle	MO24BTS2RS
Solid Stainless-Steel Door, Left Hinge, Stainless Professional Handle	MO24BTS2LS



Mobile unit features locking casters and stainless-steel mug rail



SINGLE TAP, MOBILE

Solid Stainless-Steel Door, Right Hinge, Stainless Professional Handle	MO24BSSMRS
--	------------

TWIN TAP, MOBILE

Solid Stainless-Steel Door, Right Hinge, Stainless Professional Handle	MO24BTSMRS
--	------------



15" Marvel Outdoor Crescent Ice Machine

Model # 250iM-SS-F



Certified for Outdoor Use



Performance

- CSA certified for outdoor use to withstand elements like rain, corrosion, high humidity and heat
- Tested to perform in temperatures as high as 115° F
- Replenishes up to 7 lbs. of crescent ice cubes in 24 hours
- Thermal-efficient insulated cabinet ensures optimum energy efficiency and cooling performance

Storage Capabilities

- Stores 15 lbs of crescent ice, removable ice bucket for easy serving and cleaning

Aesthetics

- Corrosion-resistant stainless-steel exterior, sturdy pro-style handle and rugged 4" adjustable flat toe grill
- Finish: stainless steel (CSA certified for outdoor use)

Additional Convenience

- No drain required
- Close Door Assist System™ gently and automatically draws door to a close, ensuring door is never accidentally left ajar
- 4" adjustable stainless-steel toe kick, height adjustment up to 1" with leveling legs
- 1-year parts and labor warranty, 5-year sealed system parts warranty

Ordering Options

Solid Stainless-Steel Door, Right Hinge, Stainless Professional Handle	250iM-SS-F-R
Solid Stainless-Steel Door, Left Hinge, Stainless Professional Handle	250iM-SS-F-L



Performance

- CSA certified for outdoor use to withstand elements like rain, corrosion, high humidity and heat
- Tested to perform in temperatures as high as 115° F
- Produces up to 34 lbs. of clear, pure ice in 24 hours
- Stainless-steel ice cutter for consistent 3/4" cube size and shape
- Sound-buffering ice deflector greatly reduces cube impact noise
- Thermal-efficient insulated cabinet ensures optimum energy efficiency and cooling performance

Storage Capabilities

- Stores 30 lbs of clear ice
- Ice scoop included

Controls

- Equipped with cleaning mode

Aesthetics

- High-efficiency, low-maintenance condenser system designed for built-in zero clearance installations
- Corrosion-resistant stainless-steel exterior, sturdy pro-style handle and rugged 4" adjustable flat toe grill
- Finish: stainless steel (CSA certified for outdoor use)

Additional Convenience

- Close Door Assist System™ gently and automatically draws door to a close, ensuring door is never accidentally left ajar
- Includes 20' non-kink drain hose and clamp
- Available with or without factory-installed drain pump
- 4" adjustable stainless-steel toe kick, height adjustment up to 1" with leveling legs
- 1-year parts and labor warranty, 5-year sealed system parts warranty



Certified for Outdoor Use




15" Marvel Outdoor Clear Ice Machine

Model # 30iMT



Ordering Options

Solid Stainless-Steel Door, Right Hinge, Stainless Professional Handle	30iMT-SS-F-R
Solid Stainless-Steel Door, Left Hinge, Stainless Professional Handle	30iMT-SS-F-L
Solid Stainless-Steel Door, Right Hinge, Stainless Professional Handle, With Factory Installed Drain Pump	30iMT-SS-F-R-P
Solid Stainless-Steel Door, Left Hinge, Stainless Professional Handle, With Factory Installed Drain Pump	30iMT-SS-F-L-P






24" Stacking Kits

Make maximum use of your kitchen space by going vertical. We specially designed our models to stack in 24" configurations. With the Marvel Stacking Kit, you can mix and match any 24" Marvel model to your ideal combination. Wine and all refrigeration, and beverage storage - anything is possible.

Note: Stacking kit required for proper installation.

Ordering Options

Stacking Kit	Model Number
24" Stainless Steel - Right Hinge	42249096
24" Stainless Steel - Left Hinge	42249095
24" Black - Right Hinge	42249098
24" Black - Left Hinge	42249097



General Accessories

1. Marvel Designer Handle, Stainless	42242939
2. Marvel Designer Handle, Black	42245084
3. Low Profile ADA Door Handle, Stainless	42246370
4. 15" Professional Style Toe Grill, Stainless	Right - 42249111 Left - 42249110
5. 24" Professional Style Toe Grill, Stainless	Right - 42249109 Left - 42248108
6. LED Interior Light Bulb, Soft Blue	42219106
7. LED Interior Light Bulb, Soft White	42249105

Installation Accessories

8. 18" Stainless-Steel Filler Kit*	42242833
9. 18" Black Filler Kit*	42242832
10. 24" Stainless Steel Stacking Kit	Right Hinge - 42249096 Left Hinge - 42249095
11. 24" Black Stacking Kit	Right Hinge - 42249098 Left Hinge - 42249097

Shelving Accessories

12. Full-Width Flat Shelf, Black-Stained Maple Fronts	S41012334-004
13. Half-Width Flat Shelf, Black-Stained Maple Fronts	S41012334-005
14. Full-Width Flat Shelf, Natural Maple Shelf Front	42248729
15. Half-Width Flat Shelf, Natural Maple Shelf Fronts	42248725
16. 7-Bottle Display Shelf, Natural Maple Shelf Fronts	42244618
17. 7-Bottle Display Shelf, Black-Stained Maple Shelf Fronts	42248869

Wine Cellar Accessories

18. HumiDrawer™ Cigar Compartment (available for 61WCM model only)	42242728
--	----------

Ice Machine Accessories

19. Ice Machine Cleaner, 4 oz. Bottle	S41013789
20. Ice Machine Sanitizer, 16 oz. Bottle	S41013790
21. Drain Pump	42248890

Drawer Accessories

22. Marvel Designer Drawer Handle, Stainless	42245820
23. Marvel Designer Drawer Handle, Black	42245819
24. Marvel Professional Drawer Handle, Stainless	42246072

Beer Dispenser Accessories

25. Twin Tap Dispenser Kit	42249103
26. Single Tap Dispenser Kit	42249104
27. CO2 Tank - Empty	42249028
28. Built-In Drain System Kit	42242374
29. Tap Cleaning Kit	42242373
30. Integrated Grate	S41014066
31. Casters, Set of 4	42249107
32. Interior Floor Shield	42242400
33. Vinyl Cover for Model with Dispenser Tower	42243155
34. Vinyl Cover for Model without Dispenser Tower	42243156

*Not available for Marvel Low Profile and Marvel Outdoor models.



Specifications: Marvel Professional

	Beverage Centers			Refrigerators	
Model Number	MP24BR	MP24BCG	MP15BC	MP24RAS3	MP24RD
Product Dimensions	23 7/8" W x 33 3/4" H x 21 1/2" D	23 7/8" W x 33 3/4" H x 21 1/2" D	14 7/8" W x 33 3/4" H x 21 1/2" D	23 7/8" W x 33 3/4" H x 21 1/2" D	23 7/8" W x 33 3/4" H x 21 1/2" D
Interior Cabinet Finish	Black	Black	Black	White	Stainless Steel
Cubic Feet	5.5 cu. ft.	5.3 cu. ft.	2.7 cu. ft.	5.1 cu. ft.	5.0
Capacity	Up to 20 wine bottles Up to 162 12-oz cans	Up to 19 wine bottles Up to 108 12-oz cans	Up to 5 wine bottles Up to 35 12-oz cans	Up to 115 12-oz cans	Up to 108 12-oz cans
Shelving System	Cantilever	Cantilever	Cantilever	Cantilever	NA
Shelf Fronts	Stainless Steel	Stainless Steel	Stainless Steel	Stainless Steel	NA
Other Storage	3-in- Slide Out Convertible Shelf MaxStore™ Bin	3-in- Slide Out Convertible Shelf	NA	MaxStore™ Bin Door Storage	Double Drawer Storage
Interior Lighting	Blue LED	Blue LED	Blue LED	White LED	White LED
Toe Grill Finish	Stainless Steel	Stainless Steel	Stainless Steel	Stainless Steel	Stainless Steel
Hinge	Soft Close Integrated Hinge	Soft Close Integrated Hinge	Soft Close Integrated Hinge	Soft Close Integrated Hinge	NA
Handle	Professional (Panel Overlay Does Not Include Handle)	Professional (Panel Overlay Does Not Include Handle)	Professional (Panel Overlay Does Not Include Handle)	Professional (Panel Overlay Does Not Include Handle)	Professional (Panel Overlay Does Not Include Handle)
Control Type	Intuit™	Intuit™	Intuit™	Intuit™	Intuit™
Temperature Range	34° to 42° F	34° to 42° F	34° to 42° F	34° to 42° F	34° to 42° F
Lock	Yes	Yes	Yes	Yes	Yes
Electrical Requirements	120V / 60Hz / 15A	120V / 60Hz / 15A	120V / 60Hz / 15A	120V / 60Hz / 15A	120V / 60Hz / 15A
Length of Power Cord	5'	5'	5'	5'	5'
Shipping Weight	160 lbs	160 lbs	125 lbs	160 lbs	160 lbs
Finishes	SS, O	SS, O	SS, O	SS	SS, O
Vacation / Sabbath Mode	Yes	Yes	Yes	Yes	Yes
Agency Approvals	CSA	CSA	CSA	CSA	CSA

	Freezers	Dual Zone Wine Cellar	Single Zone Wine Cellars		Ice Machines
Model Number	MP2FA	MP24WD	MP24WS	MP15WS	MPRO30iMT
Product Dimensions	23 7/8" W x 33 3/4" H x 25 5/8" D	23 7/8" W x 33 3/4" H x 21 1/2" D	23 7/8" W x 33 3/4" H x 21 1/2" D	14 7/8" W x 33 3/4" H x 21 1/2" D	14 7/8" W x 33 3/4" H x 21 1/2" D
Interior Cabinet Finish	White	Black	Black	Black	White
Cubic Feet	4.6 cu. ft.	4.9 cu. ft.	5.2 cu. ft.	2.7 cu. ft.	NA
Capacity	Up to 200 lbs of frozen goods	Up to 40 wine bottles: 24 Upper Zone / 16 Lower Zone	Up to 48 wine bottles	Up to 24 wine bottles	Up to 30 lbs of clear ice
Shelving System	Smooth Glide System™	Smooth Glide System™	Smooth Glide System™	Smooth Glide System™	NA
Shelf Fronts	NA	Stainless Steel	Stainless Steel	Stainless Steel	NA
Other Storage	3 Wire Bins	NA	NA	NA	NA
Interior Lighting	White LED	Blue LED	Blue LED	Blue LED	NA
Toe Grill Finish	Stainless Steel	Stainless Steel	Stainless Steel	Stainless Steel	Stainless Steel
Hinge	Soft Close Integrated Hinge	Soft Close Integrated Hinge	Soft Close Integrated Hinge	Soft Close Integrated Hinge	Classic Hinge
Handle	Professional (Panel Overlay Does Not Include Handle)	Professional (Panel Overlay Does Not Include Handle)	Professional (Panel Overlay Does Not Include Handle)	Professional (Panel Overlay Does Not Include Handle)	Professional
Control Type	Intuit™	Intuit™	Intuit™	Intuit™	NA
Temperature Range	-10° F to 10° F	Top: 55° to 62° F Bottom: 45° to 55° F	40° to 65° F	40° to 65° F	NA
Lock	Yes	Yes	Yes	Yes	No
Electrical Requirements	120V / 60Hz / 15A	120V / 60Hz / 15A	120V / 60Hz / 15A	120V / 60Hz / 15A	120V / 60Hz / 15A
Length of Power Cord	5'	5'	5'	5'	5'
Shipping Weight	160 lbs	160 lbs	160 lbs	125 lbs	127 lbs
Finishes	SS, O	SS, O	SS, O	SS, O	SS
Vacation / Sabbath Mode	Yes	Yes	Yes	Yes	No
Agency Approvals	CSA	CSA	CSA	CSA	CSA

Finish Legend
 SS = Stainless Steel
 B = Black
 O = Overlay (Panel Ready)

The information presented herein is based on the best data available and is believed to be correct. However, nothing stated herein is to be taken as warranty, expressed or implied, regarding the accuracy of the information or the use of our product or products. Specifications are subject to change without notice.

Specifications are for reference only and should not be used for cutout dimensions. Please consult the installation guide available at www.marvelrefrigeration.com before making any final preparations for installation of these products.



Specifications: Marvel

	Beverage Centers				Refrigerated Drawers
Model Number	ML24BR	ML24BCG1	ML15BC	ML24BCG0	ML24RD
Product Dimensions	23 7/8" W x 33 3/4" H x 21 1/2" D	23 7/8" W x 33 3/4" H x 21 1/2" D	14 7/8" W x 33 3/4" H x 21 1/2" D	23 7/8" W x 33 3/4" H x 21 1/2" D	23 7/8" W x 33 3/4" H x 21 1/2" D
Interior Cabinet Finish	Black	Black	Black	Black	White
Cubic Feet	5.2 cu. ft.	5.5 cu. ft.	2.3 cu. ft.	5.5 cu. ft.	5.0 cu. ft.
Capacity	Up to 7 wine bottles Up to 162 12-oz cans	Up to 18 wine bottles or up to 162 12-oz cans	Up to 5 wine bottles or up to 35 12-oz cans	Up to 190 12-oz cans	Up to 108 12-oz cans
Shelving System	Cantilever	Cantilever	Cantilever	Cantilever	NA
Shelf Fronts	Steel Framed	Steel Framed	Steel Framed	Steel Framed	NA
Other Storage	60/40 Split Convertible Shelf™ MaxStore™ Bin	60/40 Split Convertible Shelf™	NA	NA	NA
Interior Lighting	White LED	White LED	White LED	White LED	White LED
Toe Grill Finish	Black	Black	Black	Black	Black
Hinge	Classic Hinge	Classic Hinge	Classic Hinge	Classic Hinge	NA
Handle	Slim Designer Handle (Panel Overlay Does Not Include Handle)	Slim Designer Handle (Panel Overlay Does Not Include Handle)	Slim Designer Handle (Panel Overlay Does Not Include Handle)	Slim Designer Handle	Slim Designer Handle (Panel Overlay Does Not Include Handle)
Control Type	Intuit™	Intuit™	Intuit™	Prime™	Intuit™
Temperature Range	34° to 42° F	34° to 42° F	34° to 42° F	34° to 42° F	34° to 42° F
Lock	No	No	No	No	No
Electrical Requirements	120V / 60Hz / 15A	120V / 60Hz / 15A	120V / 60Hz / 15A	120V / 60Hz / 15A	120V / 60Hz / 15A
Length of Power Cord	5'	5'	5'	5'	5'
Shipping Weight	160 lbs	160 lbs	125 lbs	160 lbs	160 lbs
Finishes	SS, B, O	SS, O	SS, B, O	SS	SS, B, O
Vacation / Sabbath Mode	Yes	Yes	Yes	No	Yes
Agency Approvals	CSA	CSA	CSA	CSA	CSA

	Refrigerators				
Model Number	ML15RA	ML24RA	ML24RAS1	ML24RF / ML24RI	ML24FA
Product Dimensions	14 7/8" W x 33 3/4" H x 21 1/2" D	23 7/8" W x 33 3/4" H x 21 1/2" D	23 7/8" W x 33 3/4" H x 21 1/2" D	23 7/8" W x 33 3/4" H x 21 1/2" D	23 7/8" W x 33 3/4" H x 25 5/8" D
Interior Cabinet Finish	White	White	White	White	White
Cubic Feet	2.7 cu. ft.	5.1 cu. ft.	5.3 cu. ft.	4.9 cu. ft.	4.7 cu. ft.
Capacity	Up to 48 12-oz cans	up to 115 12-oz cans	up to 190 12-oz cans	up to 72 12-oz cans 12 Pints of Ice Cream Ice Bucket capacity = 13 lbs	up to 200lbs of frozen food
Shelving System	Cantilever	Cantilever	Cantilever	Cantilever	Cantilever
Shelf Fronts	White Steel-Framed	White Steel-Framed	White Steel-Framed	White Steel-Framed	White Steel-Framed
Other Storage	NA	MaxStore™ Bin Door Storage	NA	MaxStore™ Bin Freezer Storage, Ice Bucket	NA
Interior Lighting	White LED	White LED	White LED	White LED	White LED
Toe Grill Finish	Black	Black	Black	Black	Black
Hinge	Classic Hinge	Classic Hinge	Classic Hinge	Classic Hinge	Classic Hinge
Handle	Slim Designer Handle (Panel Overlay Does Not Include Handle)	Slim Designer Handle (Panel Overlay Does Not Include Handle)	Slim Designer Handle	Slim Designer Handle (Panel Overlay Does Not Include Handle)	Slim Designer Handle (Panel Overlay Does Not Include Handle)
Control Type	Intuit™	Intuit™	Intuit™	Intuit™	Intuit™
Temperature Range	34° to 42° F	34° to 42° F	34° to 42° F	Refrigerator: 34° to 42° F Freezer: -6° to 6° F	-10° to 10° F
Lock	No	No	No	No	No
Electrical Requirements	120V / 60Hz / 15A	120V / 60Hz / 15A	120V / 60Hz / 15A	120V / 60Hz / 15A	120V / 60Hz / 15A
Length of Power Cord	5'	5'	5'	5'	5'
Shipping Weight	125 lbs	160 lbs	160 lbs	160 lbs	160 lbs
Finishes	SS, B, O	SS, B, O	SS	SS, B, O	SS, B, O
Vacation / Sabbath Mode	Yes	Yes	Yes	Yes	Yes
Agency Approvals	CSA	CSA	CSA	CSA	CSA

Finish Legend
 SS = Stainless Steel
 B = Black
 O = Overlay (Panel Ready)

The information presented herein is based on the best data available and is believed to be correct. However, nothing stated herein is to be taken as warranty, expressed or implied, regarding the accuracy of the information or the use of our product or products. Specifications are subject to change without notice.

Specifications are for reference only and should not be used for cutout dimensions. Please consult the installation guide available at www.marvelrefrigeration.com before making any final preparations for installation of these products.



Specifications: Marvel

Wine Cellars					
Model Number	ML24WSG1	ML24WD	ML24WS	ML15WS	30WCM
Product Dimensions	23 7/8" W x 33 3/4" H x 21 1/2" D	23 7/8" W x 33 3/4" H x 21 1/2" D	23 7/8" W x 33 3/4" H x 21 1/2" D	14 7/8" W x 33 3/4" H x 21 1/2" D	14 3/4" W x 33 3/4" H x 21 3/16" D
Interior Cabinet Finish	Black	Black	Black	Black	Black
Cubic Feet	5.5 cu. ft.	4.9 cu. ft.	5.3 cu. ft.	2.7 cu. ft.	2.86 cu. ft.
Capacity	Up to 27 wine bottles	Up to 40 wine bottles 24 Upper zone 16 Lower zone	Up to 45 wine bottles	Up to 24 wine bottles	Up to 23 wine bottles
Shelving System	Roller-Glide System	Roller-Glide System	Roller-Glide System	Roller-Glide System	Roller-Glide System
Shelf Fronts	Natural maple	Natural maple	Natural maple	Natural maple	Natural maple
Other Storage	NA	NA	NA	NA	NA
Interior Lighting	White LED	White LED	White LED	White LED	Incandescent
Toe Grill Finish	Black	Black	Black	Black	Black
Hinge	Classic Hinge	Classic Hinge	Classic Hinge	Classic Hinge	Classic Hinge
Handle	Slim Designer Handle (Panel Overlay Does Not Include Handle)	Slim Designer Handle (Panel Overlay Does Not Include Handle)	Slim Designer Handle (Panel Overlay Does Not Include Handle)	Slim Designer Handle (Panel Overlay Does Not Include Handle)	Slim Designer Handle (Panel Overlay Does Not Include Handle)
Control Type	Intuit™	Intuit™	Intuit™	Intuit™	Prime™
Temperature Range	40° to 65° F	Upper Zone: 55° to 62° F Lower Zone: 45° to 55° F	40° to 65° F	40° to 65° F	40° to 65° F
Lock	No	No	No	No	No
wxElectrical Requirements	120V / 60Hz / 15A	120V / 60Hz / 15A	120V / 60Hz / 15A	120V / 60Hz / 15A	120V / 60Hz / 15A
Length of Power Cord	5'	5'	5'	5'	5'
Shipping Weight	160 lbs	160 lbs	160 lbs	125 lbs	121 lbs
Finishes	SS	SS, B, O	SS, B, O	SS, B, O	SS
Vacation / Sabbath Mode	Yes	Yes	Yes	Yes	No
Agency Approvals	CSA	CSA	CSA	CSA	CSA

Wine Cellars		Ice Machines		Beer Dispenser	
Model Number	61WCM	8SWCE	30iMT	25iM	ML24B
Product Dimensions	23 7/8" W x 33 3/4" H x 22" D	29 7/8" W x 33 3/4" H x 22" D	14 7/8" W x 33 3/4" H x 21 1/2" D	14 7/8" W x 33 3/4" H x 20 1/2" D	23 7/8" W x 33 3/4" H x 21 1/2" D
Interior Cabinet Finish	Black	Black	White	White	White
Cubic Feet	6.4 cu. ft.	8.24 cu. ft.	NA	NA	5.7 cu. ft.
Capacity	Up to 45 wine bottles	Up to 68 wine bottles	Up to 30 lbs of clear ice	Up to 15 lbs of crescent ice	Half kegs, tall quarter kegs, pony kegs, sixth barrels, cornelius kegs, growlers, bottles / cans
Shelving System	Roller-Glide System	Roller-Glide System	NA	NA	Stow-on-board
Shelf Fronts	Natural Maple	Natural Maple	NA	NA	Stainless-steel
Other Storage	NA	NA	NA	Ice Bucket	CO2 tank
Interior Lighting	White Incandescent	White Incandescent	NA	NA	NA
Toe Grill Finish	Black	Black	Black	Black	Black
Hinge	Classic Hinge	Classic Hinge	Classic Hinge	Classic Hinge	Classic Hinge
Handle	Slim Designer Handle (Panel Overlay Does Not Include Handle)	Slim Designer Handle	Slim Designer Handle (Panel Overlay Does Not Include Handle)	Slim Designer Handle (Panel Overlay Does Not Include Handle)	Slim Designer Handle (Panel Overlay Does Not Include Handle)
Control Type	Prime™	Prime™	NA	NA	Intuit™
Temperature Range	40° to 65° F	40° to 65° F	NA	NA	34° to 46° F
Lock	No	No	No	No	No
Electrical Requirements	120V / 60Hz / 15A	120V / 60Hz / 15A	120V / 60Hz / 15A	120V / 60Hz / 15A	120V / 60Hz / 15A
Length of Power Cord	5'	5'	5'	5'	5'
Shipping Weight	145 lbs	191 lbs	160 lbs	127 lbs	160 lbs
Finishes	SS	SS	SS, B, W, O	SS, B, W, O	SS, B, O
Vacation / Sabbath Mode	No	No	No	No	No
Agency Approvals	CSA	CSA	CSA	CSA	CSA

Finish Legend
 SS = Stainless Steel
 B = Black
 O = Overlay (Panel Ready)

The information presented herein is based on the best data available and is believed to be correct. However, nothing stated herein is to be taken as warranty, expressed or implied, regarding the accuracy of the information or the use of our product or products. Specifications are subject to change without notice.
 Specifications are for reference only and should not be used for cutout dimensions. Please consult the installation guide available at www.marvelrefrigeration.com before making any final preparations for installation of these products.



Specifications: Marvel Low Profile

Beverage Centers		Refrigerators		
Model Number	MA24BRG3	MA24BCG1	MA24RA	MA24RAS1
Product Dimensions	23 7/8" W x 31 7/8" H x 21 1/2" D	23 7/8" W x 31 1/2" H x 21 1/2" D	23 7/8" W x 31 1/2" H x 21 1/2" D	23 7/8" W x 31 1/2" H x 21 1/2" D
Interior Cabinet Finish	Black	Black	White	White
Cubic Feet	4.9 cu. ft.	4.9 cu. ft.	5.1 cu. ft.	5.3 cu. ft.
Capacity	Up to 27 wine bottles Up to 95 12-oz cans	Up to 18 wine bottles or up to 95 12-oz cans	Up to 100 12-oz cans	Up to 190 12-oz cans
Shelving System	Cantilever	Cantilever	Cantilever	Cantilever
Shelf Fronts	Steel Framed	Steel Framed	White Steel Framed	White Steel Framed
Other Storage	MaxStore™ Bin 60/40 Split Convertible Shelf™	MaxStore™ Bin	MaxStore™ Bin Door Storage	NA
Interior Lighting	White LED	White LED	White LED	White LED
Toe Grill Finish	Black	Black	Black	Black
Hinge	Classic Hinge	Classic Hinge	Classic Hinge	Classic Hinge
Handle	Slim Designer Handle	Slim Designer Handle	Slim Designer Handle (Panel Overlay Does Not Include Handle)	Slim Designer Handle
Control Type	Intuit™	Intuit™	Intuit™	Intuit™
Temperature Range	34° to 42° F	34° to 42° F	34° to 42° F	34° to 42° F
Lock	NA	NA	NA	NA
wxElectrical Requirements	120V / 60Hz / 15A	120V / 60Hz / 15A	120V / 60Hz / 15A	120V / 60Hz / 15A
Length of Power Cord	5'	5'	5'	5'
Shipping Weight	160 lbs	160 lbs	160 lbs	160 lbs
Finishes	SS	SS	SS, B, O	SS
Vacation / Sabbath Mode	Yes	Yes	Yes	Yes
Agency Approvals	CSA	CSA	CSA	CSA

Ice Machines			
Model Number	30iMAT	MA15CRS1	15iM
Product Dimensions	14 7/8" W x 31 1/8" H x 21 1/2" D	14 7/8" W x 31 1/8" H x 21 1/2" D	14 7/8" W x 24 1/8" H x 21 1/2" D
Interior Cabinet Finish	White	White	White
Cubic Feet	NA	NA	NA
Capacity	Up to 30 lbs of clear ice	Up to 15 lbs of crescent ice	Up to 15 lbs of crescent ice
Shelving System	NA	NA	NA
Shelf Fronts	NA	NA	NA
Other Storage	Ice Bucket	Ice Bucket	NA
Interior Lighting	NA	NA	NA
Toe Grill Finish	Black	Black	Black
Hinge	Classic Hinge	Classic Hinge	Classic Hinge
Handle	Slim Designer Handle (Panel Overlay Does Not Include Handle)	Slim Designer Handle	Slim Designer Handle
Control Type	NA	NA	NA
Temperature Range	NA	NA	NA
Lock	No	No	No
Electrical Requirements	120V / 60Hz / 15A	120V / 60Hz / 15A	120V / 60Hz / 15A
Length of Power Cord	5'	5'	5'
Shipping Weight	120 lbs	120 lbs	90 lbs
Finishes	SS, B, O	SS	SS, B
Vacation / Sabbath Mode	No	No	No
Agency Approvals	CSA	CSA	CSA

Finish Legend
 SS = Stainless Steel
 B = Black
 O = Overlay (Panel Ready)

The information presented herein is based on the best data available and is believed to be correct. However, nothing stated herein is to be taken as warranty, expressed or implied, regarding the accuracy of the information or the use of our product or products. Specifications are subject to change without notice.
 Specifications are for reference only and should not be used for cutout dimensions. Please consult the installation guide available at www.marvelrefrigeration.com before making any final preparations for installation of these products.



Specifications: Marvel Outdoor

	Refrigerated Drawer	Beer Dispenser	Ice Machines	
Model Number	MO24RDS	MO24B	30iMT	250iM-SS-F
Product Dimensions	23 7/8" W x 31 3/4" H x 21 1/2" D	23 7/8" W x 31 3/4" H x 21 1/2" D	14 7/8" W x 33 3/4" H x 21 1/2" D	14 3/4" W x 33 3/4" H x 21 1/2" D
Interior Finish	Stainless Steel	White	White	White
Cubic Feet	5.0 cu. ft.	5.7 cu. ft.	NA	NA
Capacity	Up to 133 12-oz cans	Stores half barrel, quarter barrel (pony keg), sixth barrels/ Cornelius kegs, slim quarters, growlers, bottles or cans	Up to 30 lbs of clear ice	Up to 15 lbs of crescent ice
Shelving System	NA	Stow-on-Board	NA	NA
Shelf Fronts	NA	Stainless Steel	NA	NA
Other Storage	NA	Drain pan, CO ₂ tank, hoses, regulator, floor shield	NA	NA
Interior Lighting	White LED	NA	NA	NA
Toe Grill Finish	Stainless Steel	Stainless Steel	Stainless Steel	Stainless Steel
Hinge	NA	Classic Hinge	Classic Hinge	Classic Hinge
Handle	Professional	Professional	Professional	Professional
Control Type	Prime™	Prime™	NA	NA
Temperature Range	34° to 42° F	34° to 46° F	NA	NA
Lock	Yes	Yes	No	No
Electrical Requirements	120V / 60Hz / 15A	120V / 60Hz / 15A	120V / 60Hz / 15A	120V / 60Hz / 15A
Length of Power Cord	5'	5'	5'	5'
Shipping Weight	160 lbs	160 lbs	90 lbs	90 lbs
Finishes	SS	SS	SS	SS
Vacation / Sabbath Mode	No	No	No	No
Agency Approvals	CSA	CSA	CSA	CSA

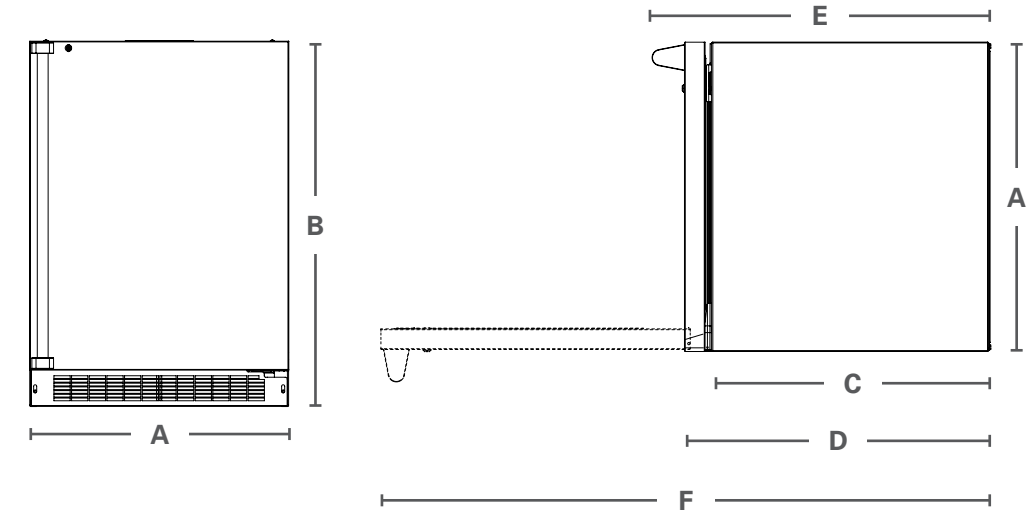
	Refrigerators			Refrigerator Freezer
Model Number	MO24RAS2	MO24RAS1	MO15RAS2	MO24RF
Product Dimensions	23 7/8" W x 33 3/4" H x 21 1/2" D	23 7/8" W x 33 3/4" H x 21 1/2" D	14 7/8" W x 33 3/4" H x 21 1/2" D	23 7/8" W x 33 3/4" H x 26 7/32" D
Interior Finish	White	White	White	White
Cubic Feet	5.1 cu. ft.	5.3 cu. ft.	2.7 cu. ft.	3.9 cu. ft.
Capacity	Up to 146 12-oz cans	Up to 154 12-oz cans	Up to 70 12-oz cans	Up to 72 12-oz cans
Shelving System	Cantilever	Cantilever	Cantilever	Cantilever
Shelf Fronts	Stainless Steel	Stainless Steel	Stainless Steel	Stainless Steel
Other Storage	MaxStore™ Bin Door Storage	NA	NA	1 cu. ft. Freezer
Interior Lighting	White LED	White LED	White LED	White LED
Toe Grill Finish	Stainless Steel	Stainless Steel	Stainless Steel	Stainless Steel
Hinge	Classic Hinge	Classic Hinge	Classic Hinge	Classic Hinge
Handle	Professional	Professional	Professional	Professional
Control Type	Prime™	Prime™	Prime™	Prime™
Temperature Range	34° to 42° F	34° to 42° F	34° to 42° F	Refrigerator: 34° to 42° F Freezer: -6° to 6° F
Lock	Yes	Yes	Yes	Yes
Electrical Requirements	120V / 60Hz / 15A	120V / 60Hz / 15A	120V / 60Hz / 15A	120V / 60Hz / 15A
Length of Power Cord	5'	5'	5'	5'
Shipping Weight	160 lbs	160 lbs	125 lbs	160 lbs
Finishes	SS	SS	SS	SS
Vacation / Sabbath Mode	No	No	No	No
Agency Approvals	CSA	CSA	CSA	CSA

Finish Legend
 SS = Stainless Steel
 B = Black
 O = Overlay (Panel Ready)

The information presented herein is based on the best data available and is believed to be correct. However, nothing stated herein is to be taken as warranty, expressed or implied, regarding the accuracy of the information or the use of our product or products. Specifications are subject to change without notice.

Specifications are for reference only and should not be used for cutout dimensions. Please consult the installation guide available at www.marvelrefrigeration.com before making any final preparations for installation of these products.

Specifications:
Product Dimensions
Expanded



Model Number	MP24BR	MP24BCG	MP15BC	MP24RAS3	MP24RD	MP2FA	MP15WS	MP24WS	MP24WD	MPRO30iMT
A: Width	23 7/8"	23 7/8"	14 7/8"	23 7/8"	23 7/8"	23 7/8"	14 7/8"	23 7/8"	23 7/8"	14 3/4"
B: Height	33 3/4"	33 3/4"	33 3/4"	33 3/4"	33 3/4"	33 3/4"	33 3/4"	33 3/4"	33 3/4"	33 3/4"
C: Depth	21 1/2"	21 1/2"	21 1/2"	21 1/2"	21 1/2"	21 1/2"	21 1/2"	21 1/2"	21 1/2"	21 1/2"
D: Depth to Front of Door	23 23/32"	23 23/32"	23 23/32"	23 23/32"	23 23/32"	23 23/32"	23 23/32"	23 23/32"	23 23/32"	23 7/8"
E: Depth to Handle	26 7/32"	26 7/32"	26 7/32"	26 7/32"	26 7/32"	26 7/32"	26 7/32"	26 7/32"	26 7/32"	26 1/4"
F: Depth with Door at 90°	46 13/32"	46 13/32"	37 13/32"	46 13/32"	39 5/32"	46 13/32"	37 13/32"	46 13/32"	46 13/32"	37 1/16"

Model Number	ML24BR	ML24BCG1	ML15BC	ML24BCG0	ML24RD	ML15RA	ML24RA	ML24RAS1	ML24RF	ML24RI
A: Width	23 7/8"	23 7/8"	14 7/8"	23 7/8"	23 7/8"	14 7/8"	23 7/8"	23 7/8"	23 7/8"	23 7/8"
B: Height	33 3/4"	33 3/4"	33 3/4"	33 3/4"	33 3/4"	33 3/4"	33 3/4"	33 3/4"	33 3/4"	33 3/4"
C: Depth	21 1/2"	21 1/2"	21 1/2"	21 1/2"	21 1/2"	21 1/2"	21 1/2"	21 1/2"	21 1/2"	21 1/2"
D: Depth to Front of Door	23 23/32"	23 23/32"	23 23/32"	23 23/32"	23 23/32"	23 23/32"	23 23/32"	23 23/32"	23 23/32"	23 23/32"
E: Depth to Handle	25 5/8"	25 5/8"	25 5/8"	25 5/8"	25 5/8"	25 5/8"	25 7/8"	25 7/8"	25 7/8"	25 7/8"
F: Depth with Door at 90°	46 13/32"	46 13/32"	37 1/16"	46 13/32"	46 13/32"	37 1/16"	46 13/32"	46 13/32"	46 13/32"	46 13/32"

Model Number	ML24FA	ML24WSG1	ML24WD	ML24WS	ML15WS	30WCM	61WCM	8SWCE	30iMT	25iM
A: Width	23 7/8"	23 7/8"	23 7/8"	23 7/8"	14 7/8"	14 3/4"	23 7/8"	29 7/8"	14 3/4"	14 3/4"
B: Height	33 3/4"	33 3/4"	33 3/4"	33 3/4"	33 3/4"	33 3/4"	33 3/4"	33 3/4"	33 3/4"	33 3/4"
C: Depth	21 1/2"	21 1/2"	21 1/2"	21 1/2"	21 1/2"	21 1/2"	22"	22"	21 1/2"	20 1/2"
D: Depth to Front of Door	23 23/32"	23 23/32"	23 23/32"	23 23/32"	23 23/32"	23 3/4"	24 1/4"	24 1/16"	23 3/4"	22 1/4"
E: Depth to Handle	25 7/8"	25 5/8"	25 5/8"	25 5/8"	25 5/8"	25 7/32"	26 3/8"	26 3/8"	25 1/2"	25 1/2"
F: Depth with Door at 90°	46 13/32"	46 13/32"	46 13/32"	46 13/32"	37 1/16"	37"	47"	52 31/32"	37 1/16"	37 1/16"

Model Number	ML24B	MA24BRG3	MA24BCG1	MA24RA	MA24RAS1	30iMAT	MA15CRS1	15iM	MO24RD	MO24B
A: Width	23 7/8"	23 7/8"	23 7/8"	23 7/8"	23 7/8"	14 3/4"	14 3/4"	14 3/4"	23 7/8"	23 7/8"
B: Height	33 3/4"	31 1/8"	31 1/8"	31 1/8"	31 1/8"	31 1/8"	31 1/8"	24 3/4"	31 3/4"	31 3/4"
C: Depth	21 1/2"	21 1/2"	21 1/2"	21 1/2"	21 1/2"	21 1/2"	21 1/2"	21 1/2"	21 1/2"	21 1/2"
D: Depth to Front of Door	23 23/32"	23 23/32"	23 23/32"	23 23/32"	23 23/32"	23 3/4"	23 5/8"	23 5/8"	23 23/32"	23 23/32"
E: Depth to Handle	25 5/8"	25 7/8"	25 7/8"	25 7/8"	25 7/8"	25 1/2"	25 1/2"	25 1/2"	26 7/32"	26 7/32"
F: Depth with Door at 90°	46 13/32"	46 13/32"	46 13/32"	46 13/32"	46 13/32"	37 1/16"	37 1/16"	37 1/16"	46 21/32"	46 21/32"


Model Number	30iMT	250iM-SS-F	MO24RAS2	MO24RAS1	MO15RAS2	MO24RF
A: Width	14 7/8"	14 3/4"	23 7/8"	23 7/8"	14 7/8"	23 7/8"
B: Height	33 3/4"	33 3/4"	33 3/4"	33 3/4"	33 3/4"	33 3/4"
C: Depth	21 1/2"	21 1/2"	21 1/2"	21 1/2"	21 1/2"	21 1/2"
D: Depth to Front of Door	23 7/8"	22 1/4"	23 23/32"	23 23/32"	23 23/32"	23 23/32"
E: Depth to Handle	26 1/2"	24 5/32"	26 7/32"	26 7/32"	26 7/32"	26 7/32"
F: Depth with Door at 90°	37 1/16"	37 1/16"	41 13/32"	41 13/32"	37 1/16"	41 13/32"



When you choose Marvel, you're choosing over 120 years of handcrafted quality and leading innovation in the luxury refrigeration business. You're choosing American products, and most importantly, you're choosing the best undercounter refrigeration technology available on the market.

Expert technicians proudly build every Marvel model in the beautiful state of Michigan. Our new design was fueled by insights given to us by real homeowners and leading designers that use the product to ensure we deliver the styling and functionality that you want for your home. Our quality standards are what drive the performance the industry has come to expect from Marvel.

Marvel Refrigeration is committed to building a quality product in an environmentally friendly manner. Our processes are tightly controlled and closely monitored. We have achieved certifications in ISO 9001 for quality assurance, ISO 14001 for environmental management, and OHSAS 18001 for occupational health and safety from Lloyd's Register Quality Assurance.



1890s

Marvel Refrigeration (formerly Ranney) begins ice box production in Greenville, MI



1932

Marvel was founded when the company began making undercounter ice boxes

1952

Marvel introduces premium undercounter wine storage and beverage center

1965

Marvel's first foamed in place refrigerator is developed



1991

Marvel introduces the first stainless steel interior and glass door built-in refrigerator for residential use

2001

Marvel introduces first black interior for wine cellars and beverage centers



2002

We invent the world's largest capacity unit, the 72" wide built-in refrigerator freezer.



2014

AGA MARVEL unveils the industry's leading line of ENERGY STAR® certified undercounter products



LIVE MARVELOUSLY

every day



United States
1260 E Van Deirse Street
Greenville, MI 48838
800-223-3900

Canada
6900 Airport Road, Suite 205
Mississauga, ON L4V 1E8
855-213-2785



Browse our collections at marvelrefrigeration.com



**MARVEL
REFRIGERATION**



**MARVEL
PROFESSIONAL**



**MARVEL
OUTDOOR**



**MARVEL
LOW PROFILE**