

ZGP484NGRSS (Natural Gas) ZGP484LGRSS (Liquid Propane) GE Monogram® 48" All-Gas Professional Range with 4 Burners, Grill and Griddle

Dimensions and Installation Information (in inches)

Professional ranges offer a number of choices in size and cooktop configurations.

All Professional Ranges are factory set for natural or liquid propane gas. The correct model should be ordered for the installation situation.

Note: Conversion kits are included with the range if the wrong gas type was ordered. High Altitude kit, WB28K10553 for operation above 6,000 feet (for Natural and LP gas models), is also available. The kits must be installed by a qualified service technician at additional cost.

Installation Information

Before installing, consult installation instructions packed with product or online at Monogram.com for current dimensional data.

A suitable 48" or wider vent hood is required for installation over ranges with a grill and recommended for all other ranges.

Advance Planning

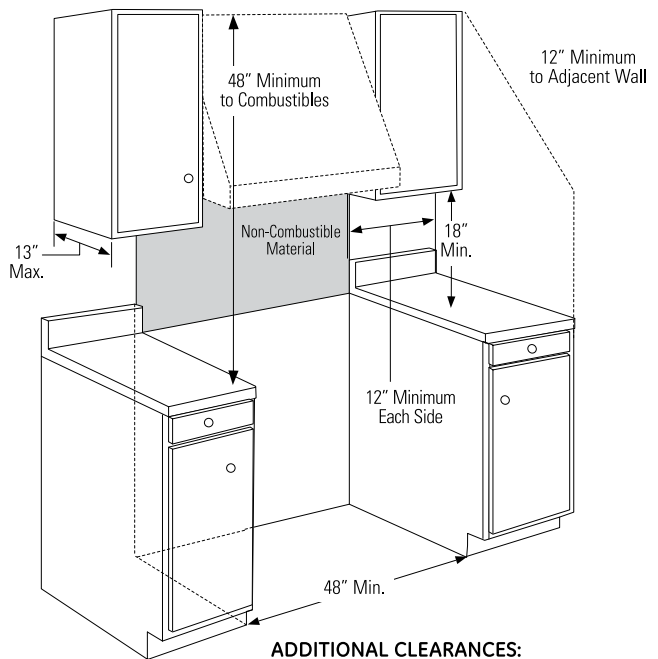
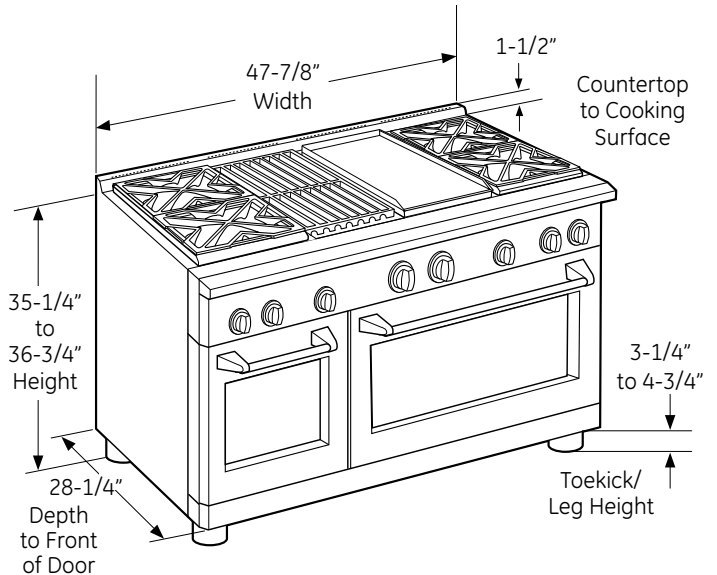
Refer to dimensional drawings for appropriate placement and necessary clearances when planning the installation.

- Working areas adjacent to the range should have 18" minimum clearance between countertop and cabinet bottom.
- Clearance between range and side wall or combustible material must be at least 12" on each side.
- Installation must conform with local codes. In the absence of local codes, the range must comply with the National Fuel Gas Code, ANSI Z223.1-1990.

⚠ WARNING:

Installations without a hood require 48" minimum to combustibles. A custom hood installation with exposed horizontal combustible surfaces must have an Auto-On feature. Refer to hood installation instructions for specific hood clearances.

The surface of the entire back wall above the range and below the hood must be covered with a non-combustible material such as metal, ceramic tile, brick, marble or other stone.



ADDITIONAL CLEARANCES:

Allow 12" minimum clearance to an adjacent wall on each side.

Working areas adjacent to the rangetop should have 18" minimum clearance between countertop and the bottom of the wall cabinet.

For answers to your Monogram,® GE Profile™ or GE® appliance questions, visit our website at geappliances.com or call GE Answer Center® service, 800.626.2000.



imagination at work



Listed by Underwriters Laboratories



ZGP484NGRSS (Natural Gas) ZGP484LGRSS (Liquid Propane)

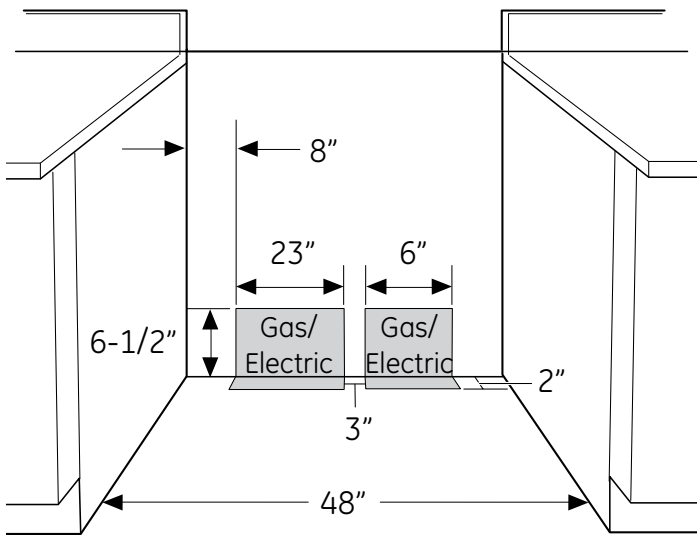
GE Monogram® 48" All-Gas Professional Range with 4 Burners, Grill and Griddle

Dimensions and Installation Information (in inches)

Electrical Requirements

Ranges must be hooked up to a 120V, 60Hz properly grounded dedicated circuit protected by a 15-amp circuit breaker or time-delay fuse.

Universal Utility Locations



Locate gas and electric as shown

Gas Supply

- The natural gas models are designed to operate at 5" water column pressure. For proper operation, the pressure of the natural gas supplied to the regulator must be between 7" and 13" water column.
- The LP models are designed to operate at 10" water column pressure. For proper operation, the pressure of the LP gas supplied to the regulator must be between 11" and 13" water column.

For answers to your Monogram®, GE Profile™ or GE® appliance questions, visit our website at geappliances.com or call GE Answer Center® service, 800.626.2000.



Optional Backsplash Accessories

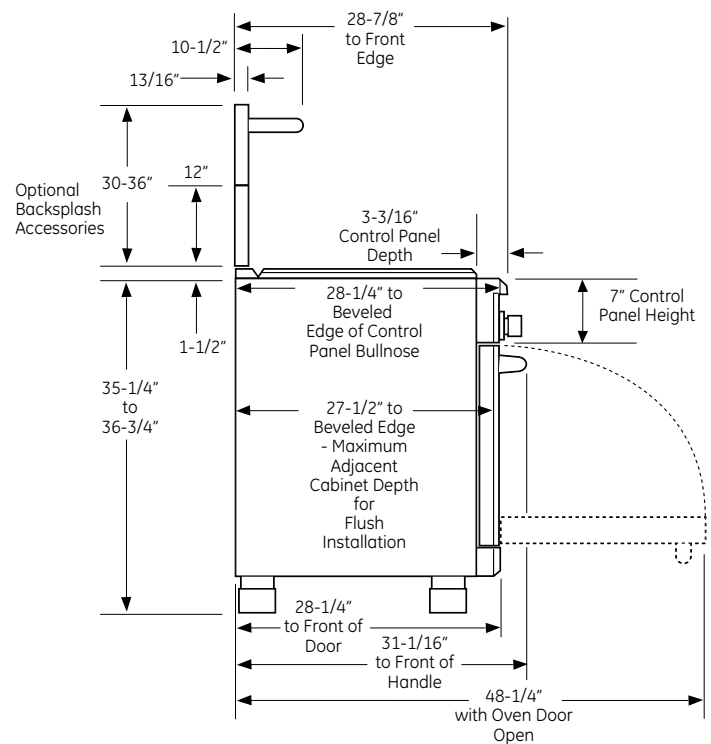
The range requires a 12" minimum clearance to a vertical combustible surface at the rear. A backsplash is required for installations with less than 12" clearance. The following backsplash accessories are available, or a custom, non-combustible backsplash can be used.

Order one with a 48"-wide range backsplash

ZX12B48PSS-12" backsplash

ZXADJB48PSS-30"-36" adjustable-height backsplash with warming shelf

Side View with a Backsplash



Listed by
Underwriters
Laboratories




ZGP484NGRSS (Natural Gas)

ZGP484LGRSS (Liquid Propane)

GE Monogram® 48" All-Gas Professional Range with 4 Burners, Grill and Griddle

Features and Benefits

- Authentic Professional appearance - With premium-grade, 304 stainless steel with smoothly finished edges, large electronic control knobs and heavy duty handles
- Sealed, dual-flame stacked burners - Deliver a full spectrum of heat settings, from an ultra-low 140° F simmer to an intense 18,000 BTU
- Largest all-gas professional oven capacity
- Monogram Professional dual-burner bake system - Combines Reverse-Air convection technology with an infrared broil and gas burner to provide superb baking results, with fast preheating
- Infrared broil burner - Produces intense heat needed to sear meats to lock in juices and is thermostatically controlled to provide top browning when baking or convection baking
- Heavy-duty oven racks - Glide smoothly in and out on stainless steel ball bearings for easy access, and are designed to remain in the oven during the self-clean cycle
- LED task lights - Below the bullnose, provide a functional and theatrical touch
- Stainless steel and aluminum-clad griddle - Offers 18,000 BTUs* of cooking power, allowing fast and consistent heating across the entire cooking surface
- Ceramic-infrared grill - has 15,000 BTUs* of adjustable heat; The cooking grate is grooved on one side to create sear marks and rounded on the other for delicate foods
- Model ZGP484NGRSS - Natural Gas*
- Model ZGP484LGRSS - Liquid Propane



For answers to your Monogram,® GE Profile™ or GE® appliance questions, visit our website at geappliances.com or call GE Answer Center® service, 800.626.2000.



imagination at work