

36" Industrial Style Dual Fuel Range

800 Series – Stainless Steel HDS8655U



BOSCH
Invented for life



HDS8655U
Stainless Steel

Also available in:

Black HDS8645U
Stainless Steel

First 36" Bosch range with six burners offering more flexibility in the way you cook.

Features & Benefits

Powerful 18,000 BTU double ring burner speeds cooking time.

Genuine European Convection for even cooking results on multiple racks.

Dishwasher safe grates for easy cleaning.

A full extension telescopic rack rail offers easy access to the oven cavity.

Dampened hinges softly and quietly guide the door shut.

General Properties

Cooking modes	Bake, Convection Bake, Broil, Convection Broil, Convection Roast, Pizza, Proof, Multi-rack Genuine European Convection, Sabbath Mode, Temperature Probe
Cleaning type	Catalytic clean
Type of grate	Cast iron
Knob material	Metal
Interior light	1
Kitchen timer	Yes
Drawer type	Not available
Sealed burners	Yes

Oven Performance

Bake / broil element watts (W)	1,700 / 2,900 W
Convection element watts (W)	2,500 W

Burner Performance

Total cooktop burners	6
Total cooktop (NG / LP) BTU	63,000 / 63,000
Power of front left burner (NG / LP) BTU	18,000 / 18,000
Power of back left burner (NG / LP) BTU	5,000 / 5,000
Power of back center burner (NG / LP) BTU	10,000 / 10,000
Power of front center burner (NG / LP) BTU	10,000 / 10,000
Power of back right burner (NG / LP) BTU	10,000 / 10,000
Power of front right burner (NG / LP) BTU	10,000 / 10,000

Technical Details

Circuit breaker (A)	20 A
Volts (V)	208V / 240V
Frequency (Hz)	60 Hz
Plug type	N/A
Cord length (in.)	55.12" Without supply cord
Energy source	Mixed Electric / Gas
Gas type	Natural gas 14.9 mbar (USA) [7" WC]
Alternative gas type	LP 27.4 mbar (USA) [11" WC]

Dimensions & Weight

Overall appliance dimensions (HxWxD)(in.)	36" x 35 15/16" x 24 15/16" (26 1/2" with bull nose)
Required cutout size (HxWxD)(in.)	36" x 36" x 25"
Adjustable range height (in.)	35 9/16" Min. 36 9/16" Max.
Oven cavity size (cu. ft.)	3.7
Overall oven interior dimensions (HxWxD)(in.)	15 1/32" x 28 7/16" x 17 9/16"
Usable oven interior dimensions (HxWxD)(in.)	14 9/16" x 26 15/16" x 16 1/8"
Net weight (lbs)	241 lbs

Accessories—Included

Use and care manual, installation guide, LP conversion kit, 1 standard rack, 1 telescopic rack



Accessories: To purchase Bosch accessories, cleaners & parts please visit www.bosch-home.com/us/store or call 1-800-944-2904 (Mon to Fri 5 am to 6 pm PST, Sat 6 am to 3 pm PST).

Notes: All height, width and depth dimensions are shown in inches. BSH reserves the absolute and unrestricted right to change product materials and specifications, at any time, without notice. Consult the product's installation instructions for final dimensional data and other details prior to making cutout.

Warranties: Please see Use & Care manual or Bosch website for statement of limited warranty.

For more information on our entire line of products, go to www.bosch-home.com/us or call 1-800-944-2904

© BSH Home Appliances Corporation. All rights reserved. Bosch is a registered trademark of Robert Bosch GmbH.

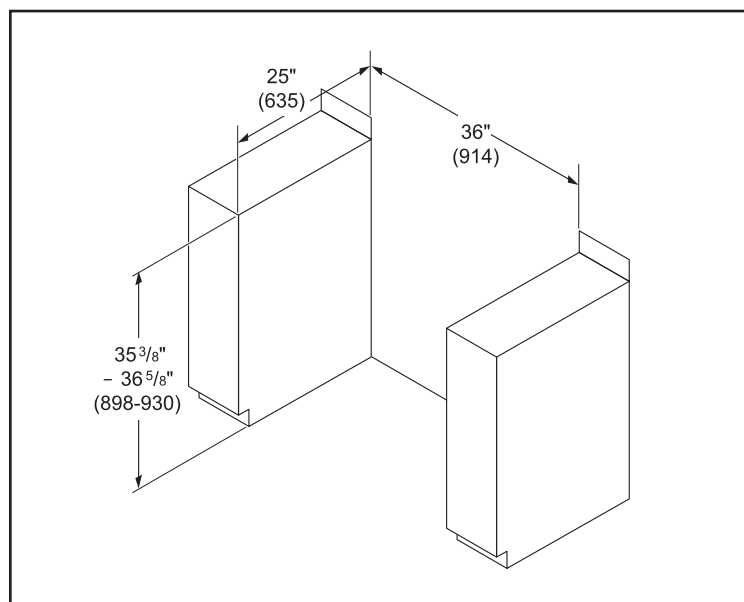
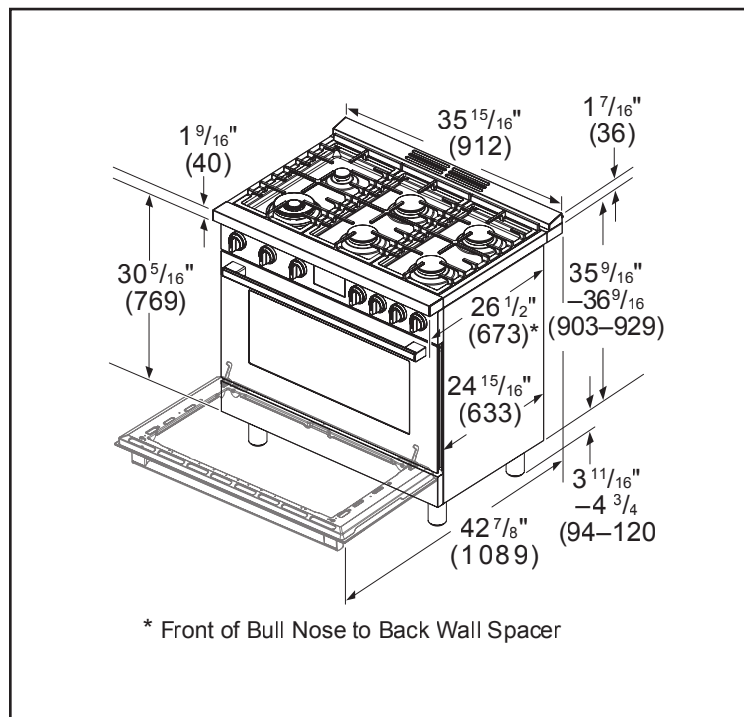
36" Industrial Dual Fuel Range

800 Series – Stainless Steel HDS8655U

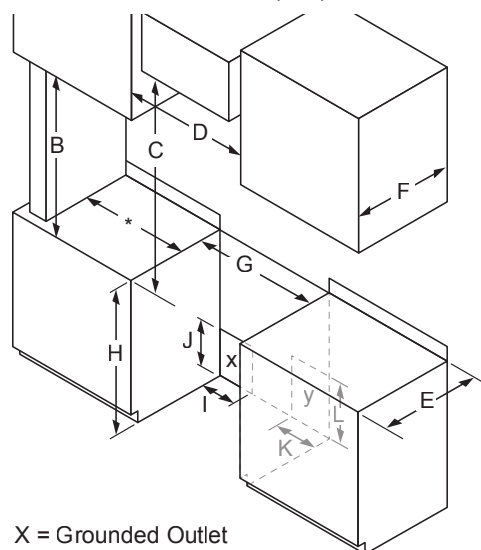


BOSCH
Invented for life

Installation Details



measurements in inches (mm)



X = Grounded Outlet

Y = Gas Supply Line

- B minimum 18" (457 mm)
 - C minimum 30" (762 mm) clearance between the top of the cooking surface and the bottom of the unprotected wood or metal cabinet
 - D 30": minimum 30" (762 mm)
36": minimum 36" (914 mm)
 - E minimum 25" (635 mm)
 - F maximum 13" (330 mm)
 - G 30": minimum 30" (762 mm)
36": minimum 36" (914 mm)
Zero clearance between adjacent combustible construction below the countertop surface and sides of the appliance.
 - H 35"6/16 - 36"10/16 (898 - 930 mm)
 - I 11" (279 mm)
 - J 7" (178 mm)
 - K 6" (150 mm)
 - L 11" (279 mm)
- * Minimum clearance of $\geq 12"$ (305 mm) on one and $\geq 28"$ (711 mm) on the other side from cutout to side walls.

Accessories: To purchase Bosch accessories, cleaners & parts please visit www.bosch-home.com/us/store or call 1-800-944-2904 (Mon to Fri 5 am to 6 pm PST, Sat 6 am to 3 pm PST).

Notes: All height, width and depth dimensions are shown in inches. BSH reserves the absolute and unrestricted right to change product materials and specifications, at any time, without notice. Consult the product's installation instructions for final dimensional data and other details prior to making cutout.

Warranties: Please see Use & Care manual or Bosch website for statement of limited warranty.

For more information on our entire line of products, go to www.bosch-home.com/us or call 1-800-944-2904

© BSH Home Appliances Corporation. All rights reserved. Bosch is a registered trademark of Robert Bosch GmbH.