

This Data Sheet Includes Information On

Maytag

- Product Model Number (s):
Laundry Centers (Gas Dryer):
LSG7806AAE, LSG7806AAQ and LSG7806AAM

Dimensions (Actual Size)

- Overall height: 73"
- Height of washing machine unit: 35"
- Height of dryer (from top of unit): 27"
- Width: 27 1/2"
- Lower depth: 27 1/2"
- Upper depth: 21"
- Floor to centerline of exhaust vent: 43 3/16"
- Distance from right side of unit to centerline of exhaust vent: 13 3/4"
- Floor to centerline of electrical: 40"
- Floor to centerline of drain outlet: 30 13/16"
- Distance from right side of unit to centerline of drain outlet: 3 7/8"
- Floor to centerline of water inlets: 25 7/16"
- Distance from left side of unit to centerline of water inlets: 3 1/2"

Additional Information

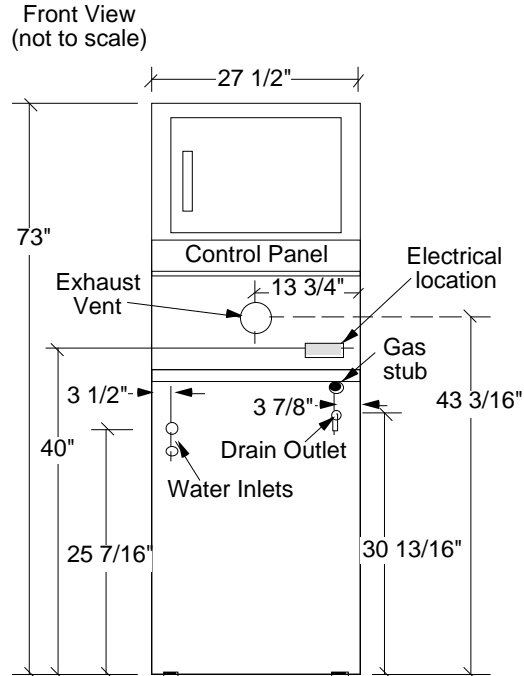
- Minimum clearances to combustible surfaces must be maintained and are as follows: Clearance to side walls is 0". Clearance to ceiling or cabinet above is 6". Clearance to rear wall is 0" when exhausting to the outside or 4" when exhausting inside (not recommended). Clearance in front of washer is 1/2" (28" minimum cutout depth when venting outside).
- Minimum recommended opening is 28" wide by 79" high by 27 1/2" deep.
- Electrical requirements: 120V, 60Hz, 15 ampere grounded, fused electrical supply is required. An individual branch (or separate circuit serving only this appliance is recommended). Equipped with 3 prong power cord.
- Maximum amperage draw is 7 amps (during ignition).
- Minimum wire size of 14 gauge (No. 12 preferred), copper wire only.
- Flush to wall installation possible.

See page 2 for additional information

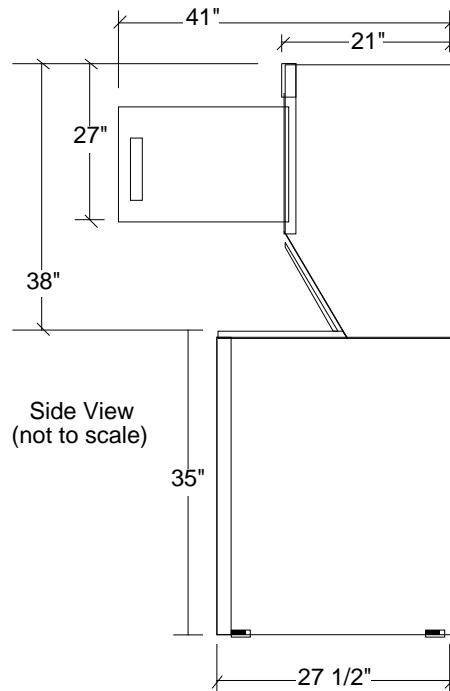
Subject to change without notice. This system is designed to be updated daily if necessary. Dimension Express is not responsible for use of superseded, voided, or outdated data sheets. Because of the difficulty or impracticability of determining actual damages, liability of Dimension Express shall not exceed \$50.00.

Copyright © Dimension Express, 2002.

231



NOTE: Exhaust Vent, Electrical location, Drain Outlet, Gas stub and Water Inlets are located on the rear of the unit.



• NEVER reuse Data Sheets. Data Sheets are subject to change without notice. Dimension Express is a FREE service bureau and is updated daily, it makes far more sense to spend the time necessary to request new Data Sheets for each project, as opposed to the problems, time, costs, and risks associated with reusing old Data Sheets.

- Call Dimension Express if you have any questions at (775) 833-3633 •
- Always refer to a current Code at a Glance or manufacturer directory •
- Data Sheet codes change on the first of odd numbered months at 12:01am •

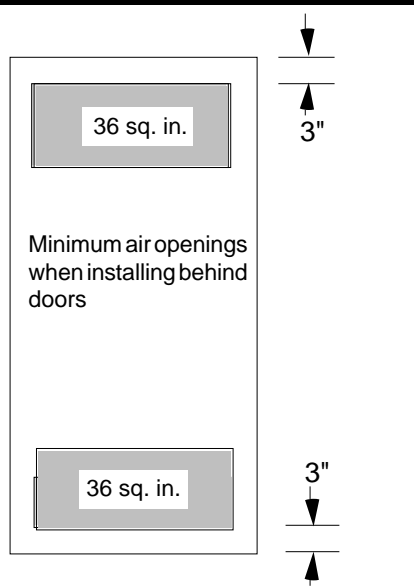
BN155 • A231B343 • 032603 • 95655 • 85369

Product Model Number (s):
 Laundry Centers (Gas Dryer):
 LSG7806AAE, LSG7806AAQ and LSG7806AAM

Additional Information:

- Exhaust requirements:
 - Dryer may be vented out rear, left side or through floor (when venting left of down use Kit 304652).
 - Dryer must be exhausted to the outside.
 - Use a minimum of 4" diameter rigid aluminum or rigid galvanized steel duct.
 - Keep exhaust as straight and short as possible. Exhaust systems longer than the chart on below will extend drying time, affect machine performance and collect lint.
 - Termination hood should have at least 12" of clearance between the bottom of the hood and the ground or other obstructions.
 - Back pressure must not exceed 0.58" of water column when measured with a manometer.
- Product installation in an alcove area or a closet requires sufficient make-up air. Each make-up air opening must have a minimum of 36 square inches (more is better). These openings must not be obstructed. A louvered door with equivalent air opening is acceptable.
- Gas requirements: Product comes equipped for use on NATURAL GAS. If operated on LP gas, use kit 306195. Check with local authorities for permission to convert if required (Canada).
 - 1/2" gas supply line recommended, reduced to 3/8" for connection to gas line on dryer.
 - 1/8" N.P.T. plugged tapping recommended for access of test gauge connection.
 - Accessible line shut-off is recommended.

- Water supply: 30 to 120 psi water pressure. 140°F hot water supply recommended. 5 foot length HOT and COLD fill hoses provided. Access for manual shut-off water faucets recommended. Suggested water line size is 3/8" or 1/2" O.D.
- Drain: Standpipe of 36" in height is recommended (48" maximum). Drain system must except 1 1/2" O.D. drain hose. Washer will discharge water at a rate of about 20 gals/min. 4 foot long drain hose supplied.
- Use of built in laundry wall box can simplify installation.
- Flooring requirements: Well braced solid floor (washer with load and water weighs approx. 450 lbs. Installation on carpeting or soft tile requires kit 204986.
- LSG7806AAE: Monochromatic White.
- LSG7806AAM: Monochromatic Almond.



Maximum duct length chart

Number of 90° turns	4" dia. rigid metal duct		Maximum length of 4" dia. flexible metal duct
	0 turns	1 turn	
0	54 ft	44 ft	Maximum length of 4" dia. rigid metal duct
1	43 ft	33 ft	
2	36 ft	26 ft	
3	30 ft	20 ft	
4	24 ft	14 ft	
0	26 ft	19 ft	Maximum length of 4" dia. flexible metal duct
1	22 ft	17 ft	
2	18 ft	15 ft	
3	15 ft	13 ft	

Subject to change without notice. This system is designed to be updated daily if necessary. Dimension Express is not responsible for use of superseded, voided, or outdated data sheets. Because of the difficulty or impracticability of determining actual damages, liability of Dimension Express shall not exceed \$50.00. Copyright © Dimension Express, 2002.

• NEVER reuse Data Sheets. Data Sheets are subject to change without notice. Dimension Express is a FREE service bureau and is updated daily, it makes far more sense to spend the time necessary to request new Data Sheets for each project, as opposed to the problems, time, costs, and risks associated with reusing old Data Sheets.

• Call Dimension Express if you have any questions at (775) 833-3633 •
 • Always refer to a current Code at a Glance or manufacturer directory •
 • Data Sheet codes change on the first of odd numbered months at 12:01am •