

This Data Sheet Includes Information On

Maytag

Product Model Number (s):

Washers:
MAH6500AWW and MAH6500AWQ

Dimensions (Actual Size)

Height: 43 1/4"
Depth: 27 1/2"
Width: 27"
Depth with door open 90°: 49 3/4"
Height from floor to top of working surface: 36 1/4"

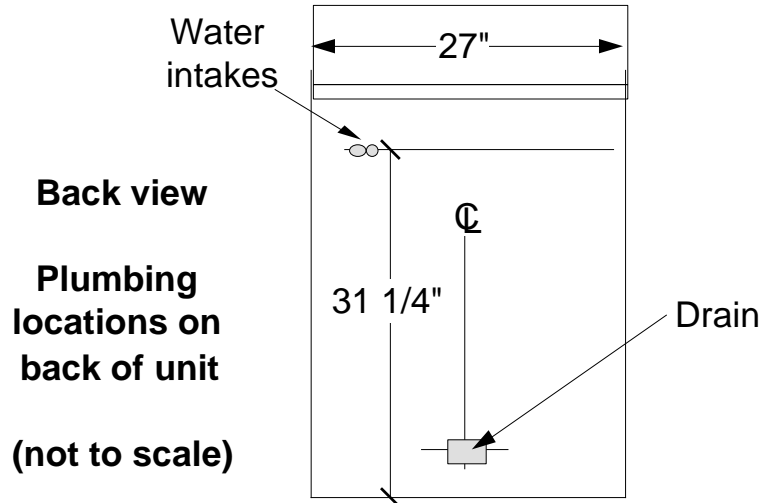
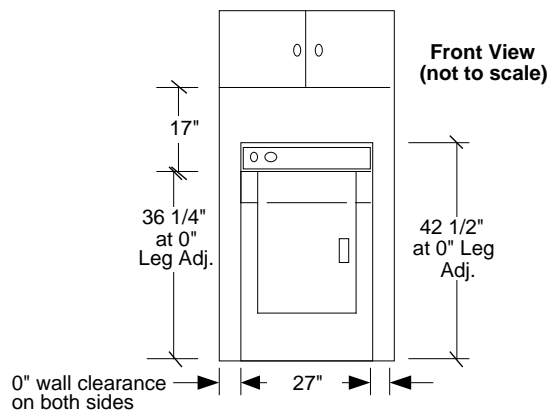
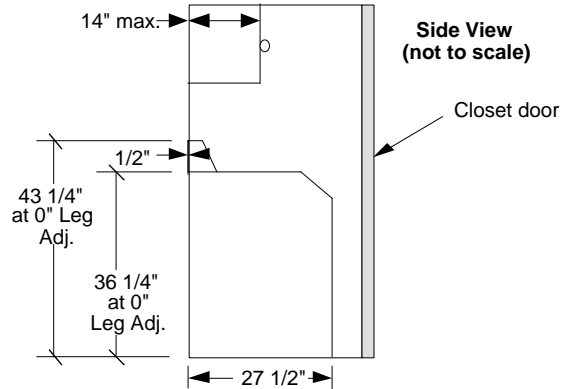
Additional Information

- Electrical requirements: 120V, 60Hz, 15 ampere grounded, fused electrical supply is required. An individual branch (or separate circuit serving only this appliance is recommended). Equipped with 3 prong power cord.
- Minimum wire size of 14 gauge (No. 12 preferred), copper wire only.
- Water supply: 30 to 120 psi water pressure. 120°-140°F hot water supply recommended. 5 foot length HOT and COLD fill hoses provided. Access for manual shut-off water faucets recommended. Suggested water line size is 3/8" or 1/2" O.D.
- Drain: Standpipe of 36" in height is recommended (48" maximum). Drain system must except 1 1/2" O.D. drain hose. Washer will discharge water at a rate of about 20 gals/min. 4 foot long drain hose supplied.
- Use of built in laundry wall box can simplify installation.
- Flooring requirements: Well braced solid floor (washer with load and water weighs approx. 450 lbs).
- Installation on carpeting or soft tile requires kit 204986.

Subject to change without notice. This system is designed to be updated daily if necessary. Dimension Express is not responsible for use of superseded, voided, or outdated data sheets. Because of the difficulty or impracticability of determining actual damages, liability of Dimension Express shall not exceed \$50.00.

Copyright © Dimension Express, 2002.

275



• NEVER reuse Data Sheets. Data Sheets are subject to change without notice. Dimension Express is a FREE service bureau and is updated daily, it makes far more sense to spend the time necessary to request new Data Sheets for each project, as opposed to the problems, time, costs, and risks associated with reusing old Data Sheets.

- Call Dimension Express if you have any questions at (775) 833-3633 •
- Always refer to a current Code at a Glance or manufacturer directory •
- Data Sheet codes change on the first of odd numbered months at 12:01am •

BN • A275 • 032603 • 95659 • 48951